

To use the SRU wireless networks (sru1x and srustudent) you must have a valid SRU user name and password to logon. To use the residence hall wireless network (MyResNet), you must live in the residence halls and have an account with Apogee on MyResNet. Guests who do not have an SRU username and password can register to use SRU-Guest.

### **RESIDENCE HALL STUDENTS ONLY:**

**MyResNet** should be the primary wireless network to which resident students connect their BYOD. When you are on other areas of campus, you will see the MyResNet wireless network – continue to use it as your preferred or default wireless.

1. **If your device already has connectivity:** Go to <https://sru.apogee.us> to sign in.
2. **If your device does not have any connectivity like your PC or MAC:** When connecting for the first time, go to your wireless settings and connect to “MyResNet Start Here”. This will automatically take you to the online portal (<https://sru.apogee.us>) where you can sign in.
3. **Once you are on portal <https://sru.apogee.us>:**
  - a. Sign in using your SRU credentials
  - b. A pop up will show your wi-fi password
  - c. You can also sign back in and click on “show wi-fi password” under Add Devices Tab. You can also change your wi-fi password here to something **unique**.
  - d. You will use this Wi-Fi password to connect your devices to the network.
4. **Connect to the Network**
  - a. Navigate to the wireless settings on each device
  - b. Connect to MyResNet-5G (Always use 5G however you can connect to MyResNet2G if your device is not 5G compatible)
  - c. Enter your **Wi-Fi password** when prompted to connect
  - d. Enable the “auto-join” feature

#### Helpful Tips:

1. **MyResNet-5G:** Connect to MyResnet-5G for the fastest WiFi connection. This should be your default setting.
2. **MyResnet Start Here:** Forget this network once you have created your account.

#### **NEED SOME HELP?**

If you need any help, a support representative is available 24 hours a day to assist you.

- Call support at (855) 813-7015
- Email [support@apogee.us](mailto:support@apogee.us)
- Chat live at <https://sru.apogee.us>

*If you need to access your account at any time, visit <https://sru.apogee.us> and sign in.*

## NON RESIDENCE HALL STUDENTS, FACULTY AND STAFF:

Connect to either sru1x or srustudent. Both are available in academic, administrative, and dining halls, but are not available in the residence areas of campus.

**sru1x** – should be the primary wireless network to which non-residence students, faculty, and staff connect their BYOD. SRU managed laptops provided to faculty and staff should automatically connect to sru1x.

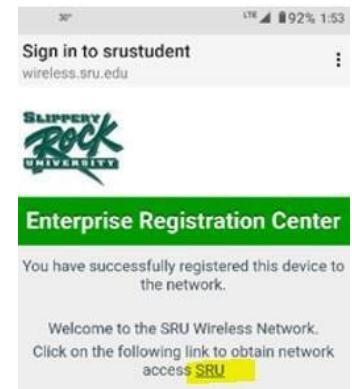
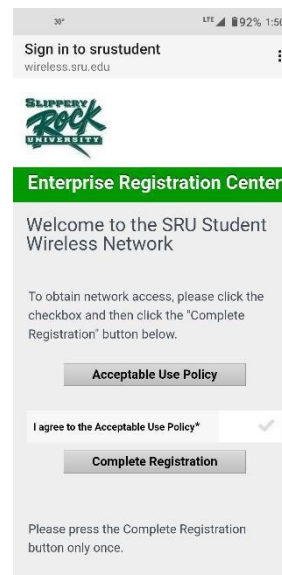
- Connect to sru1x
- Enter your SRU username and password
- Set sru1x as your preferred or default wireless.

### Common Android Settings

- Set EAP Method to 'PEAP'
- Set Phase 2 authentication to 'MSCHAPV2'
- Set CA Certificate to 'Use system certificates'
- Set Online Certificate Status to 'Do not verify'
- Set Domain to sru.edu
- Set Identity to your SRU username NOTE: do NOT include @sru.edu  
Students=abc1234; Employees=first.last
- Set Password to your SRU password
- Leave "Anonymous Identity" empty
- Privacy – Randomize MAC should be disabled

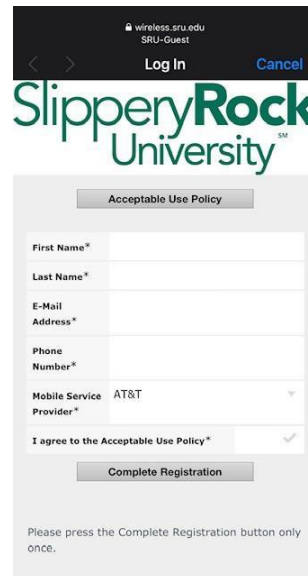
**srustudent** - is available for devices that can authenticate via web browser only. Most BYOD laptops, tablets, and phones should be compatible with sru1x.

- Connect to srustudent
- Open a web browser and your browser will be redirected to a login page
- Enter your SRU username and password
- Read the Acceptable Use Policy, place a check mark to agree to the Acceptable Use Policy
- Click on Complete Registration
- NOTE: For some devices to connect, once registration has completed successfully, the user may need to click the SRU link displayed on the page to obtain network access.



## VISITORS/GUESTS – for those who do not have an SRU user name and password

- Connect to SRU-Guest (unsecured)
- Enter name, email address, phone number and service provider
- Place check mark to agree to terms
- Click on Complete Registration (Please only click once)



wireless.sru.edu  
SRU-Guest  
Log In Cancel

SlipperyRock University

Acceptable Use Policy

First Name\*

Last Name\*

E-Mail Address\*

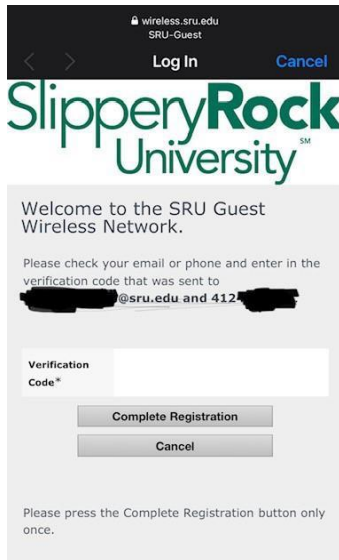
Phone Number\*

Mobile Service Provider\* AT&T

I agree to the Acceptable Use Policy\*

Complete Registration

Please press the Complete Registration button only once.



wireless.sru.edu  
SRU-Guest  
Log In Cancel

SlipperyRock University

Welcome to the SRU Guest Wireless Network.

Please check your email or phone and enter in the verification code that was sent to [redacted]@sru.edu and 412-[redacted]

Verification Code\*

Complete Registration

Cancel

Please press the Complete Registration button only once.

- Enter the verification code received on your phone.
- Code may take several minutes to be received
- Click on Complete Registration (Please only click once)
- If a text message does not arrive immediately, check the email you entered during the registration process

Note: You may need to click on the Slippery Rock University link to access the network

