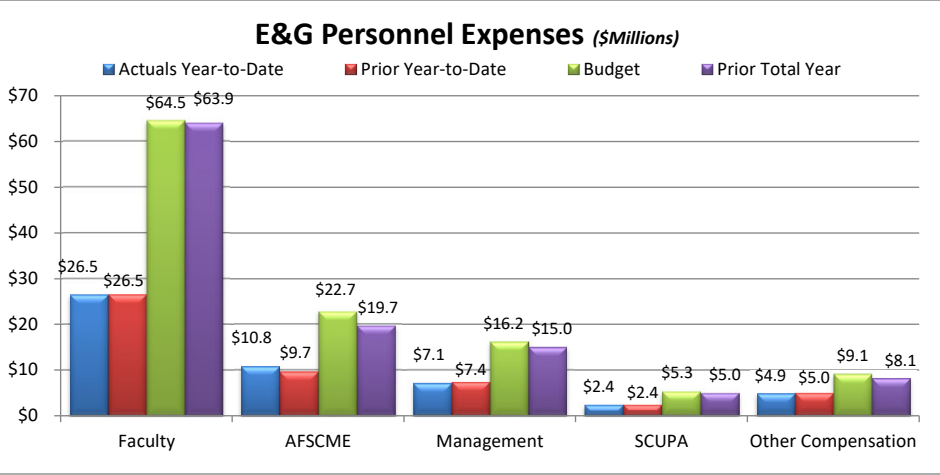
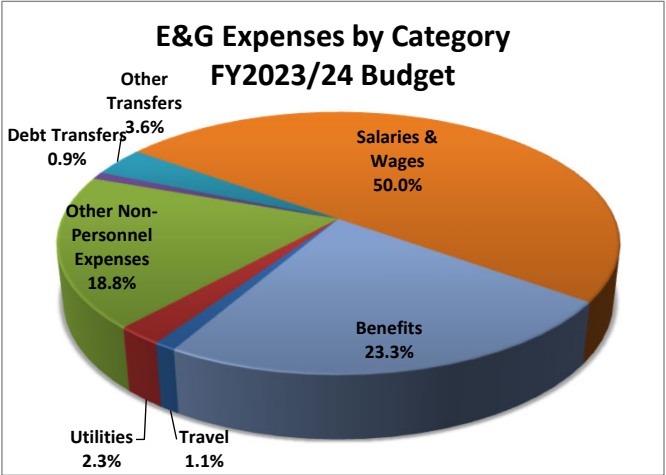
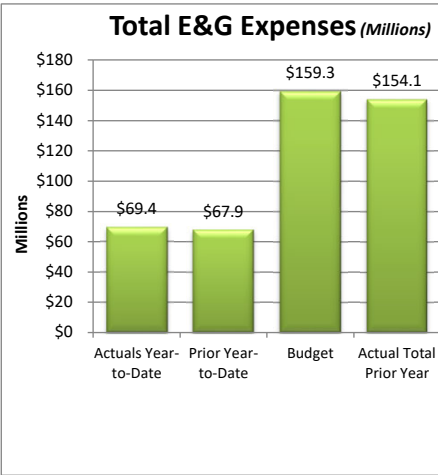
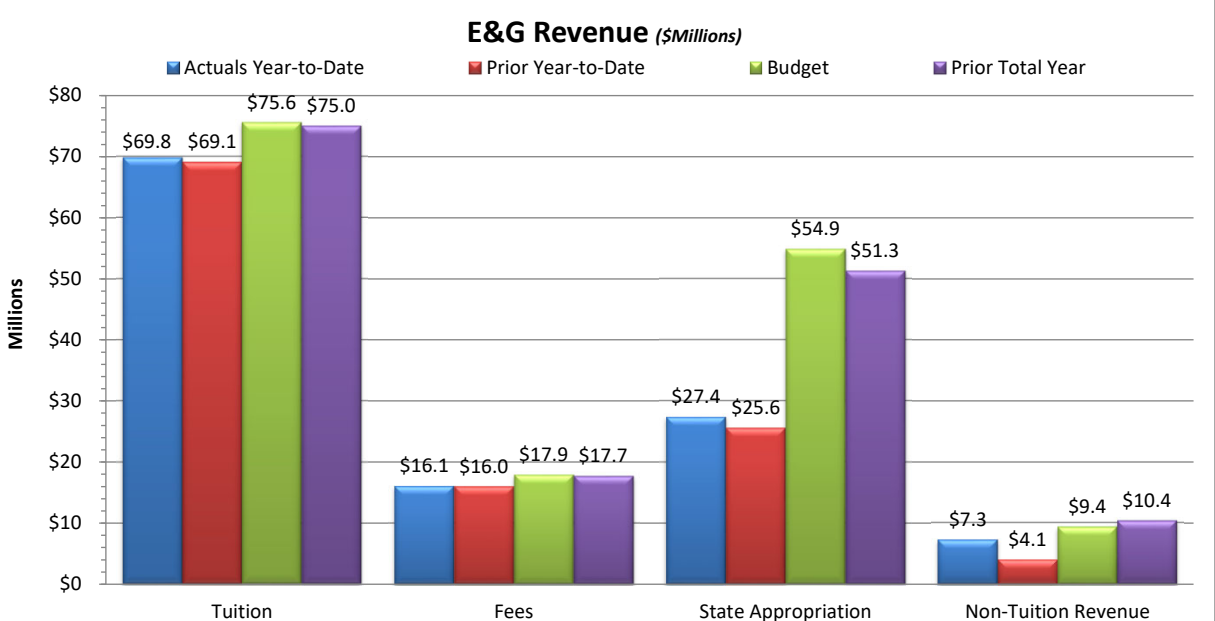


Slippery Rock University
Monthly Financial Report
Fiscal Year 2023/24 Through December 31, 2023

Total E&G
Summary Revenue & Expenses

	Budget 2023/24	Actual Year-to-Date 2023/24	YTD % of Total Budget Recognized
Revenue:			
Tuition	\$75,561,924	\$69,826,991	92.4%
Fees	\$17,881,118	\$16,079,270	89.9%
State Appropriation	\$54,858,813	\$27,403,050	50.0%
Non-Tuition Revenue	\$9,355,065	\$7,264,680 ¹⁾	77.7%
Total Revenue	\$157,656,920	\$120,573,991	76.5%
Expenses & Transfers:			
Personnel Related	\$116,770,855	\$51,601,951	44.2%
Non-Personnel Related:			
Travel	\$1,748,425	\$1,196,724	68.4%
Utilities	\$3,615,467	\$1,418,750	39.2%
Other Non-Personnel Expenses	\$29,901,497	\$14,849,572	49.7%
Debt Principal	\$1,460,810	\$0	0.0%
Transfer to Plant	\$5,763,170	\$329,897	5.7%
Total Expenses & Transfers	\$159,260,224	\$69,396,894	43.6%
Net Surplus/(Deficit)	(\$1,603,304)	\$51,177,097	
Strategic use of Reserves	\$3,543,783		
Net Surplus/(Deficit)/Use of Reserves	\$1,940,478		



Notes:
 1) As of December 2023, \$1.3M of CSFRF funding has been recognized for Fall 2023 student aid for those students with EFC <\$10,000. Recognition of student aid will continue through December 2026.

As of December 31, 2023, 50.0% of the fiscal year has passed and 50.0% remains. Note that revenue and several expense categories are not recognized evenly throughout the year.

Revenue:
 Tuition and fee revenue are as of December 31, 2023 and includes deferred tuition and fee revenue from Summer 2023, and Fall 2023. Note that total revenue will be recognized throughout the fiscal year, to June 30, 2024.
 Non-tuition revenue consists of interest income, rental of facilities, cell tower reimbursement, ID card fee, transcript fee, ticket sales, parking decals & tickets, and Pepsi funding.

Expenses:
 Personnel costs are not incurred evenly throughout the year, but rather follow the established pay schedules.
 Other Non-personnel expenses include such costs as equipment and furnishings, scholarships, library costs, contracted services, advertising, software license fees, supplies, bad debt, etc.