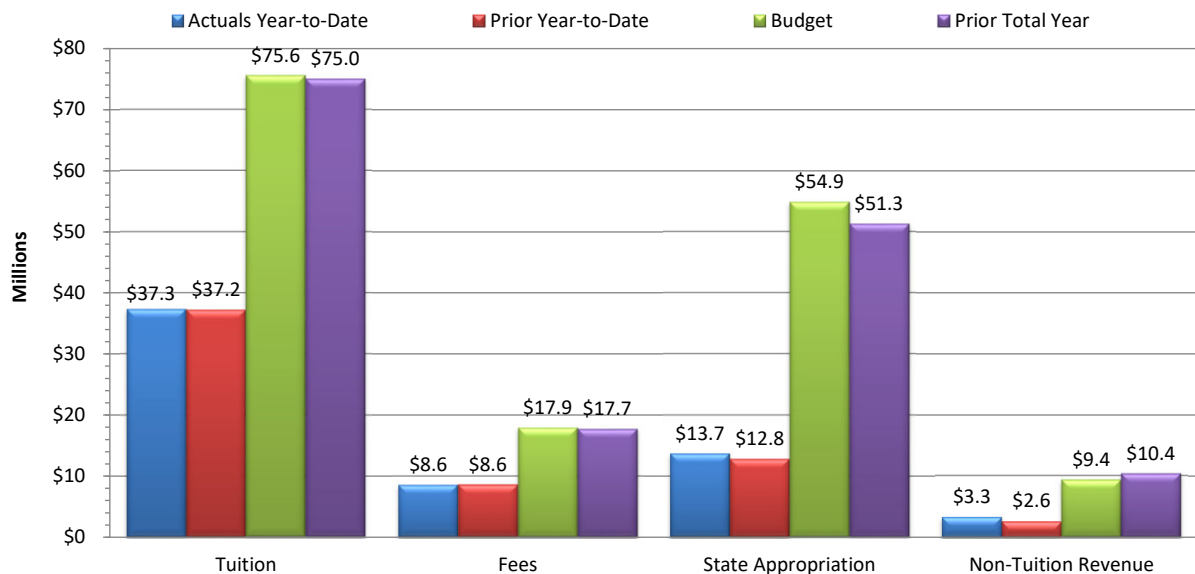


Slippery Rock University
Monthly Financial Report
Fiscal Year 2023/24 Through September 30, 2023

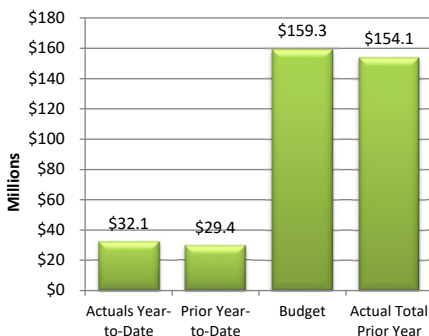
Total E&G
Summary Revenue & Expenses

	Budget 2023/24	Actual Year-to-Date 2023/24	YTD % of Total Budget Recognized
Revenue:			
Tuition	\$75,561,924	\$37,323,147	49.4%
Fees	\$17,881,118	\$8,588,450	48.0%
State Appropriation	\$54,858,813	\$13,701,525	25.0%
Non-Tuition Revenue	\$9,355,065	\$3,341,881 ¹⁾	35.7%
Total Revenue	\$157,656,920	\$62,955,003	39.9%
Expenses & Transfers:			
Personnel Related	\$116,770,855	\$21,574,380	18.5%
Non-Personnel Related:			
Travel	\$1,748,425	\$668,256	38.2%
Utilities	\$3,615,467	\$585,498	16.2%
Other Non-Personnel Expenses	\$29,901,497	\$9,222,832	30.8%
Debt Principal	\$1,460,810	\$0	0.0%
Transfer to Plant	\$5,763,170	\$76,125	1.3%
Total Expenses & Transfers	\$159,260,224	\$32,127,091	20.2%
Net Surplus/(Deficit)	(\$1,603,304)	\$30,827,912	
Strategic use of Reserves	\$3,543,783		
Net Surplus/(Deficit)/Use of Reserves	\$1,940,478		

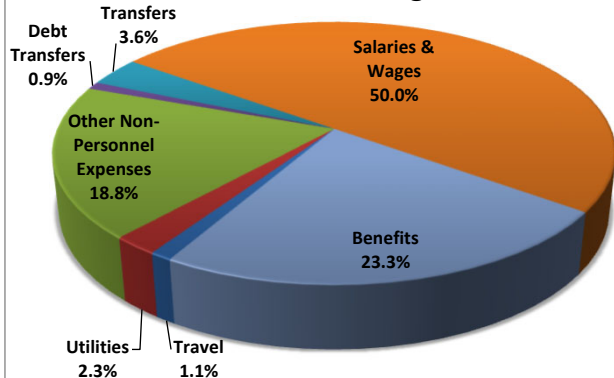
E&G Revenue (\$Millions)



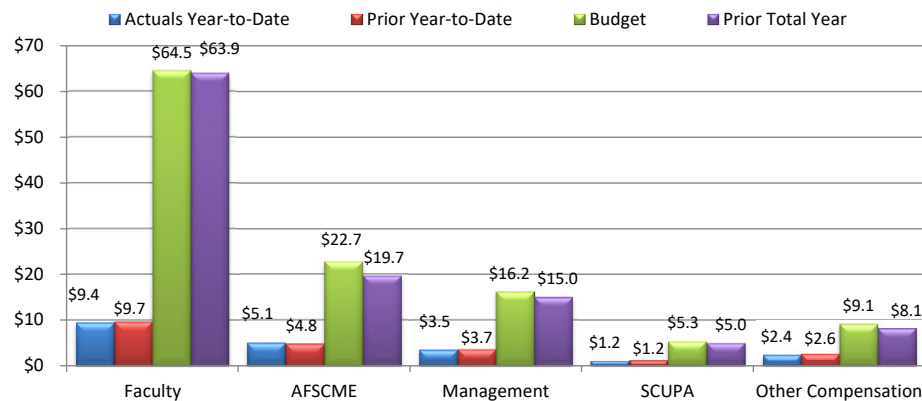
Total E&G Expenses (Millions)



E&G Expenses by Category
FY2023/24 Budget



E&G Personnel Expenses (\$Millions)



Notes:

1) As of September 2023, \$1.3M of CSFRF funding has been recognized for Fall 2023 student aid for those students with EFC <\$10,000. Recognition of student aid will continue through December 2026.

As of September 30, 2023, 25.0% of the fiscal year has passed and 75.0% remains. Note that revenue and several expense categories are not recognized evenly throughout the year.

Revenue:

Tuition and fee revenue are as of September 30, 2023 and includes deferred tuition and fee revenue from Summer 2023, and Fall 2023. Note that total revenue will be recognized throughout the fiscal year, to June 30, 2024. Non-tuition revenue consists of interest income, rental of facilities, cell tower reimbursement, ID card fee, transcript fee, ticket sales, parking decals & tickets, and Pepsi funding.

Expenses:

Personnel costs are not incurred evenly throughout the year, but rather follow the established pay schedules.

Other Non-personnel expenses include such costs as equipment and furnishings, scholarships, library costs, contracted services, advertising, software license fees, supplies, bad debt, etc.