


Summary Institution-Level Pass Rate Data: Traditional Teacher Preparation Program Within IHE

		<p align="center">HEOA - Title II 2015 - 2016 Academic Year</p>				
Institution Name	SLIPPERY ROCK UNIV OF PA					
Institution Code	2658					
State	Pennsylvania					
<i>April 6, 2017</i>						
				Statewide		
Group	Number Taking Assessment¹	Number Passing Assessment²	Institutional Pass Rate	Number Taking Assessment¹	Number Passing Assessment²	Statewide Pass Rate
All program completers, 2015-16	270	181	67%	5433	4143	76%
All program completers, 2014-15	290	214	74%	5900	4701	80%
All program completers, 2013-14	306	287	94%	7255	6371	88%

Note: In cases where there are less than ten students taking the assessment or license/certificate, the number passing and pass rate are not reported.

¹ Number of completers taking one or more assessments within their area of specialization.

² Summary level "Number Taking Assessment" may differ from assessment level "Number Taking Assessment" because each student is counted once at the summary level but may be counted in multiple assessments at the assessment level.

Single Assessment Institution-Level Pass Rate Data: Traditional Teacher Preparation Program Within IHE




**HEOA - Title II
2015 - 2016 Academic Year**

Institution Name	SLIPPERY ROCK UNIV OF PA
Institution Code	2658
State	Pennsylvania

April 6, 2017

Assessment Information ¹	Group	Number Taking Assessment	Number Passing Assessment	Institutional Pass Rate	Institutional Average Scaled Score	Assessment Cut Score ²	Statewide			
							Number Taking Assessment	Number Passing Assessment	Statewide Pass Rate	Statewide Average Scaled Score
AGRICULTURE (PA) (DISCONTINUED) (0780) Test Company: ETS Score Range: 250-990	All enrolled students who have completed all nonclinical courses, 2015-16									
	Other enrolled students, 2015-16									
	All program completers, 2015-16									
	All program completers, 2014-15						1			
	All program completers, 2013-14						14	14	100%	696
AGRICULTURE (5701) Test Company: ETS Score Range: 100-200	All enrolled students who have completed all nonclinical courses, 2015-16						1			
	Other enrolled students, 2015-16									
	All program completers, 2015-16						13	13	100%	170
	All program completers, 2014-15						14	14	100%	169
	All program completers, 2013-14						1			
ART CONTENT KNOWLEDGE (DISCONTINUED) (0133) Test Company: ETS Score Range: 100-200	All enrolled students who have completed all nonclinical courses, 2015-16									
	Other enrolled students, 2015-16									
	All program completers, 2015-16									
	All program completers, 2014-15						1			
	All program completers, 2013-14						13	12	92%	173
ART CONTENT KNOWLEDGE (5134) Test Company: ETS Score Range: 100-200	All enrolled students who have completed all nonclinical courses, 2015-16						15	13	87%	164
	Other enrolled students, 2015-16						33	27	82%	169
	All program completers, 2015-16						97	81	84%	167
	All program completers, 2014-15						149	141	95%	169
	All program completers, 2013-14						197	182	92%	170

Single Assessment Institution-Level Pass Rate Data: Traditional Teacher Preparation Program Within IHE

	HEOA - Title II 2015 - 2016 Academic Year
	Institution Name
	Institution Code
	State

SLIPPERY ROCK UNIV OF PA
2658
Pennsylvania

April 6, 2017

Assessment Information ¹	Group	Number Taking Assessment	Number Passing Assessment	Institutional Pass Rate	Institutional Average Scaled Score	Assessment Cut Score ²	Statewide			
							Number Taking Assessment	Number Passing Assessment	Statewide Pass Rate	Statewide Average Scaled Score
BIOLOGY CONTENT KNOWLEDGE (0235) Test Company: ETS Score Range: 100-200	All enrolled students who have completed all nonclinical courses, 2015-16	3				147	13	13	100%	176
	Other enrolled students, 2015-16						31	29	94%	167
	All program completers, 2015-16	4				147	93	92	99%	171
	All program completers, 2014-15	5				147	96	95	99%	170
	All program completers, 2013-14	5				147	118	118	100%	168
BUSINESS ED CONTENT KNOWLEDGE (5101) Test Company: ETS Score Range: 100-200	All enrolled students who have completed all nonclinical courses, 2015-16						3			
	Other enrolled students, 2015-16						8			
	All program completers, 2015-16						13	12	92%	170
	All program completers, 2014-15						21	21	100%	169
	All program completers, 2013-14						25	25	100%	174
BUSINESS ED (0100) Test Company: ETS Score Range: 250-990	All enrolled students who have completed all nonclinical courses, 2015-16									
	Other enrolled students, 2015-16									
	All program completers, 2015-16									
	All program completers, 2014-15									
	All program completers, 2013-14						1			
CHEMISTRY CONTENT KNOWLEDGE (0245) Test Company: ETS Score Range: 100-200	All enrolled students who have completed all nonclinical courses, 2015-16						7			
	Other enrolled students, 2015-16						12	9	75%	163
	All program completers, 2015-16	2				154	35	30	86%	166
	All program completers, 2014-15	3				154	38	33	87%	165
	All program completers, 2013-14	3				154	39	37	95%	169

Single Assessment Institution-Level Pass Rate Data: Traditional Teacher Preparation Program Within IHE




**HEOA - Title II
2015 - 2016 Academic Year**

Institution Name	SLIPPERY ROCK UNIV OF PA
Institution Code	2658
State	Pennsylvania

April 6, 2017

Assessment Information ¹	Group	Number Taking Assessment	Number Passing Assessment	Institutional Pass Rate	Institutional Average Scaled Score	Assessment Cut Score ²	Statewide			
							Number Taking Assessment	Number Passing Assessment	Statewide Pass Rate	Statewide Average Scaled Score
CHINESE (MANDARIN) WORLD LANGUAGE (5665) Test Company: ETS Score Range: 100-200	All enrolled students who have completed all nonclinical courses, 2015-16									
	Other enrolled students, 2015-16									
	All program completers, 2015-16									
	All program completers, 2014-15						2			
	All program completers, 2013-14									
CITIZENSHIP ED CONTENT KNOWLEDGE (5087) Test Company: ETS Score Range: 100-200	All enrolled students who have completed all nonclinical courses, 2015-16						2			
	Other enrolled students, 2015-16						1			
	All program completers, 2015-16						13	12	92%	166
	All program completers, 2014-15						34	32	94%	168
	All program completers, 2013-14						40	37	93%	164
COMMUNICATION (DISCONTINUED) (0800) Test Company: ETS Score Range: 250-990	All enrolled students who have completed all nonclinical courses, 2015-16									
	Other enrolled students, 2015-16									
	All program completers, 2015-16									
	All program completers, 2014-15						4			
	All program completers, 2013-14						42	40	95%	702
COOPERATIVE EDUCATION (0811) Test Company: ETS Score Range: 100-200	All enrolled students who have completed all nonclinical courses, 2015-16									
	Other enrolled students, 2015-16									
	All program completers, 2015-16						1			
	All program completers, 2014-15						1			
	All program completers, 2013-14									

Single Assessment Institution-Level Pass Rate Data: Traditional Teacher Preparation Program Within IHE

	HEOA - Title II 2015 - 2016 Academic Year
	Institution Name
	Institution Code
	State

SLIPPERY ROCK UNIV OF PA
2658
Pennsylvania

April 6, 2017

Assessment Information ¹	Group	Number Taking Assessment	Number Passing Assessment	Institutional Pass Rate	Institutional Average Scaled Score	Assessment Cut Score ²	Statewide			
							Number Taking Assessment	Number Passing Assessment	Statewide Pass Rate	Statewide Average Scaled Score
CORE ACADEMIC SKILLS FOR ED: MATH (5732) Test Company: ETS Score Range: 100-200	All enrolled students who have completed all nonclinical courses, 2015-16	34	31	91%	152	142	349	322	92%	157
	Other enrolled students, 2015-16	103	100	97%	158	142	1812	1587	88%	156
	All program completers, 2015-16	46	41	89%	154	142	520	449	86%	155
	All program completers, 2014-15	2				150	124	90	73%	160
	All program completers, 2013-14						26	14	54%	153
CORE ACADEMIC SKILLS FOR ED: READING (5712) Test Company: ETS Score Range: 100-200	All enrolled students who have completed all nonclinical courses, 2015-16	35	34	97%	171	156	350	332	95%	173
	Other enrolled students, 2015-16	102	96	94%	172	156	1821	1681	92%	172
	All program completers, 2015-16	46	42	91%	169	156	516	491	95%	173
	All program completers, 2014-15	2				156	125	118	94%	177
	All program completers, 2013-14						28	25	89%	175
CORE ACADEMIC SKILLS FOR ED: WRITING (5722) Test Company: ETS Score Range: 100-200	All enrolled students who have completed all nonclinical courses, 2015-16	35	29	83%	166	162	345	283	82%	166
	Other enrolled students, 2015-16	103	88	85%	167	162	1793	1401	78%	166
	All program completers, 2015-16	46	36	78%	166	162	510	424	83%	168
	All program completers, 2014-15	2				162	125	108	86%	170
	All program completers, 2013-14						27	20	74%	167
EARTH AND SPACE SCIENCES - CK (5571) Test Company: ETS Score Range: 100-200	All enrolled students who have completed all nonclinical courses, 2015-16						1			
	Other enrolled students, 2015-16	1				157	8			
	All program completers, 2015-16	1				157	23	17	74%	163
	All program completers, 2014-15	1				157	12	11	92%	170
	All program completers, 2013-14						25	19	76%	164

Single Assessment Institution-Level Pass Rate Data: Traditional Teacher Preparation Program Within IHE




**HEOA - Title II
2015 - 2016 Academic Year**

Institution Name	SLIPPERY ROCK UNIV OF PA
Institution Code	2658
State	Pennsylvania

April 6, 2017

Assessment Information ¹	Group	Number Taking Assessment	Number Passing Assessment	Institutional Pass Rate	Institutional Average Scaled Score	Assessment Cut Score ²	Statewide			
							Number Taking Assessment	Number Passing Assessment	Statewide Pass Rate	Statewide Average Scaled Score
ED OF DEAF AND HARD OF HEARING (DISCONTINUED) (0271) Test Company: ETS Score Range: 100-200	All enrolled students who have completed all nonclinical courses, 2015-16									
	Other enrolled students, 2015-16									
	All program completers, 2015-16									
	All program completers, 2014-15									
	All program completers, 2013-14						1			
ED OF DEAF AND HARD OF HEARING (5272) Test Company: ETS Score Range: 100-200	All enrolled students who have completed all nonclinical courses, 2015-16									
	Other enrolled students, 2015-16						2			
	All program completers, 2015-16						4			
	All program completers, 2014-15						8			
	All program completers, 2013-14						8			
ED OF EXCEPTIONAL STUDENTS CORE CK(DISCONTINUED) (0353) Test Company: ETS Score Range: 100-200	All enrolled students who have completed all nonclinical courses, 2015-16									
	Other enrolled students, 2015-16									
	All program completers, 2015-16									
	All program completers, 2014-15									
	All program completers, 2013-14						14	14	100%	169
ELEM ED CURR INSTRUC ASSESSMENT (DISC) (0011) Test Company: ETS Score Range: 100-200	All enrolled students who have completed all nonclinical courses, 2015-16									
	Other enrolled students, 2015-16						8			
	All program completers, 2015-16						46	44	96%	181
	All program completers, 2014-15						4			
	All program completers, 2013-14						85	69	81%	176

Single Assessment Institution-Level Pass Rate Data: Traditional Teacher Preparation Program Within IHE

	HEOA - Title II 2015 - 2016 Academic Year
	Institution Name
	Institution Code
	State

SLIPPERY ROCK UNIV OF PA
2658
Pennsylvania

April 6, 2017

Assessment Information ¹	Group	Number Taking Assessment	Number Passing Assessment	Institutional Pass Rate	Institutional Average Scaled Score	Assessment Cut Score ²	Statewide			
							Number Taking Assessment	Number Passing Assessment	Statewide Pass Rate	Statewide Average Scaled Score
ENG LANG LIT COMP CONTENT KNOWLEDGE (DISC) (0041) Test Company: ETS Score Range: 100-200	All enrolled students who have completed all nonclinical courses, 2015-16						2			
	Other enrolled students, 2015-16						2			
	All program completers, 2015-16						16	16	100%	187
	All program completers, 2014-15						29	28	97%	181
	All program completers, 2013-14	13	13	100%	180	160	250	242	97%	178
ENGLISH LANGUAGE ARTS: CK (5038) Test Company: ETS Score Range: 100-200	All enrolled students who have completed all nonclinical courses, 2015-16						48	42	88%	178
	Other enrolled students, 2015-16	3				167	111	97	87%	178
	All program completers, 2015-16	21	17	81%	178	167	358	340	95%	181
	All program completers, 2014-15	15	15	100%	177	167	379	372	98%	180
	All program completers, 2013-14	20	20	100%	180	167	314	307	98%	180
ENVIRONMENTAL EDUCATION (0831) Test Company: ETS Score Range: 100-200	All enrolled students who have completed all nonclinical courses, 2015-16									
	Other enrolled students, 2015-16						2			
	All program completers, 2015-16						5			
	All program completers, 2014-15						5			
	All program completers, 2013-14						4			
FAMILY AND CONSUMER SCIENCES (DISCONTINUED 2) (5121) Test Company: ETS Score Range: 100-200	All enrolled students who have completed all nonclinical courses, 2015-16									
	Other enrolled students, 2015-16						1			
	All program completers, 2015-16						1			
	All program completers, 2014-15						15	14	93%	170
	All program completers, 2013-14						20	20	100%	172

Single Assessment Institution-Level Pass Rate Data: Traditional Teacher Preparation Program Within IHE




**HEOA - Title II
2015 - 2016 Academic Year**

Institution Name	SLIPPERY ROCK UNIV OF PA
Institution Code	2658
State	Pennsylvania

April 6, 2017

Assessment Information ¹	Group	Number Taking Assessment	Number Passing Assessment	Institutional Pass Rate	Institutional Average Scaled Score	Assessment Cut Score ²	Statewide			
							Number Taking Assessment	Number Passing Assessment	Statewide Pass Rate	Statewide Average Scaled Score
FAMILY AND CONSUMER SCIENCES (5122) Test Company: ETS Score Range: 100-200	All enrolled students who have completed all nonclinical courses, 2015-16						2			
	Other enrolled students, 2015-16						4			
	All program completers, 2015-16						7			
	All program completers, 2014-15						1			
	All program completers, 2013-14									
FRENCH WORLD LANGUAGE (5174) Test Company: ETS Score Range: 100-200	All enrolled students who have completed all nonclinical courses, 2015-16									
	Other enrolled students, 2015-16						4			
	All program completers, 2015-16						12	7	58%	166
	All program completers, 2014-15						7			
	All program completers, 2013-14	1				162	12	7	58%	165
FUNDAMENTAL SUBJECTS (5511) Test Company: ETS Score Range: 100-200	All enrolled students who have completed all nonclinical courses, 2015-16	4				150	112	109	97%	173
	Other enrolled students, 2015-16	1				150	181	176	97%	174
	All program completers, 2015-16	36	35	97%	172	150	832	817	98%	176
	All program completers, 2014-15	50	49	98%	174	150	1100	1083	98%	175
	All program completers, 2013-14	89	87	98%	172	150	1731	1697	98%	174
GENERAL SCI CONTENT KNOWLEDGE (0435) Test Company: ETS Score Range: 100-200	All enrolled students who have completed all nonclinical courses, 2015-16						2			
	Other enrolled students, 2015-16						3			
	All program completers, 2015-16						15	15	100%	164
	All program completers, 2014-15						19	19	100%	167
	All program completers, 2013-14						17	15	88%	160

Single Assessment Institution-Level Pass Rate Data: Traditional Teacher Preparation Program Within IHE

		HEOA - Title II 2015 - 2016 Academic Year								
Institution Name		SLIPPERY ROCK UNIV OF PA								
Institution Code		2658								
State		Pennsylvania								
							April 6, 2017			
Assessment Information ¹	Group	Number Taking Assessment	Number Passing Assessment	Institutional Pass Rate	Institutional Average Scaled Score	Assessment Cut Score ²	Statewide			
							Number Taking Assessment	Number Passing Assessment	Statewide Pass Rate	Statewide Average Scaled Score
GERMAN WORLD LANGUAGE (5183) Test Company: ETS Score Range: 100-200	All enrolled students who have completed all nonclinical courses, 2015-16									
	Other enrolled students, 2015-16									
	All program completers, 2015-16						2			
	All program completers, 2014-15						6			
	All program completers, 2013-14						2			
HEALTH AND PE (DISC) (5856) Test Company: ETS Score Range: 100-200	All enrolled students who have completed all nonclinical courses, 2015-16									
	Other enrolled students, 2015-16									
	All program completers, 2015-16									
	All program completers, 2014-15	8				146	68	68	100%	165
	All program completers, 2013-14	66	66	100%	166	146	310	309	100%	164
HEALTH AND PE (5857) Test Company: ETS Score Range: 100-200	All enrolled students who have completed all nonclinical courses, 2015-16	3				160	20	19	95%	171
	Other enrolled students, 2015-16	1				160	12	9	75%	161
	All program completers, 2015-16	21	20	95%	170	160	140	132	94%	170
	All program completers, 2014-15	10	8	80%	175	160	85	78	92%	171
	All program completers, 2013-14						1			
HEALTH EDUCATION (DISCONTINUED) (5550) Test Company: ETS Score Range: 250-990	All enrolled students who have completed all nonclinical courses, 2015-16									
	Other enrolled students, 2015-16									
	All program completers, 2015-16									
	All program completers, 2014-15									
	All program completers, 2013-14						18	18	100%	681

Single Assessment Institution-Level Pass Rate Data: Traditional Teacher Preparation Program Within IHE




**HEOA - Title II
2015 - 2016 Academic Year**

Institution Name	SLIPPERY ROCK UNIV OF PA
Institution Code	2658
State	Pennsylvania

April 6, 2017

Assessment Information ¹	Group	Number Taking Assessment	Number Passing Assessment	Institutional Pass Rate	Institutional Average Scaled Score	Assessment Cut Score ²	Statewide			
							Number Taking Assessment	Number Passing Assessment	Statewide Pass Rate	Statewide Average Scaled Score
HEALTH EDUCATION (5551) Test Company: ETS Score Range: 100-200	All enrolled students who have completed all nonclinical courses, 2015-16						5			
	Other enrolled students, 2015-16									
	All program completers, 2015-16						23	20	87%	168
	All program completers, 2014-15						24	22	92%	165
	All program completers, 2013-14						30	27	90%	166
LATIN (DISCONTINUED) (0600) Test Company: ETS Score Range: 250-990	All enrolled students who have completed all nonclinical courses, 2015-16									
	Other enrolled students, 2015-16									
	All program completers, 2015-16									
	All program completers, 2014-15						1			
	All program completers, 2013-14									
LATIN (5601) Test Company: ETS Score Range: 100-200	All enrolled students who have completed all nonclinical courses, 2015-16									
	Other enrolled students, 2015-16						1			
	All program completers, 2015-16						1			
	All program completers, 2014-15						2			
	All program completers, 2013-14						3			
MATHEMATICS CONTENT KNOWLEDGE (DISC) (0061) Test Company: ETS Score Range: 100-200	All enrolled students who have completed all nonclinical courses, 2015-16									
	Other enrolled students, 2015-16						5			
	All program completers, 2015-16						8			
	All program completers, 2014-15						20	18	90%	153
	All program completers, 2013-14	4					136	180	169	94%

Single Assessment Institution-Level Pass Rate Data: Traditional Teacher Preparation Program Within IHE

	HEOA - Title II 2015 - 2016 Academic Year
	Institution Name
	Institution Code
	State

SLIPPERY ROCK UNIV OF PA
2658
Pennsylvania

April 6, 2017

Assessment Information ¹	Group	Number Taking Assessment	Number Passing Assessment	Institutional Pass Rate	Institutional Average Scaled Score	Assessment Cut Score ²	Statewide			
							Number Taking Assessment	Number Passing Assessment	Statewide Pass Rate	Statewide Average Scaled Score
MATHEMATICS CONTENT KNOWLEDGE (5161) Test Company: ETS Score Range: 100-200	All enrolled students who have completed all nonclinical courses, 2015-16	1				160	39	26	67%	165
	Other enrolled students, 2015-16						67	39	58%	163
	All program completers, 2015-16	4				160	254	192	76%	166
	All program completers, 2014-15	6				160	269	210	78%	166
	All program completers, 2013-14	1				160	153	133	87%	167
MUSIC CONTENT KNOWLEDGE (0113) Test Company: ETS Score Range: 100-200	All enrolled students who have completed all nonclinical courses, 2015-16						30	29	97%	173
	Other enrolled students, 2015-16	1				158	72	65	90%	171
	All program completers, 2015-16	10	10	100%	174	158	287	280	98%	172
	All program completers, 2014-15	12	11	92%	172	158	326	319	98%	173
	All program completers, 2013-14	18	17	94%	168	158	349	338	97%	172
PA 4-8 CORE SUBJ CONC ENG LANG ARTS (5156) Test Company: ETS Score Range: 100-200	All enrolled students who have completed all nonclinical courses, 2015-16						21	18	86%	162
	Other enrolled students, 2015-16	3				156	28	24	86%	167
	All program completers, 2015-16	2				156	74	66	89%	167
	All program completers, 2014-15	3				156	95	85	89%	168
	All program completers, 2013-14						109	98	90%	168
PA 4-8 CORE SUBJ CONC MATHEMATICS (5158) Test Company: ETS Score Range: 100-200	All enrolled students who have completed all nonclinical courses, 2015-16	1				173	37	24	65%	175
	Other enrolled students, 2015-16	2				173	39	25	64%	176
	All program completers, 2015-16	7				173	143	114	80%	178
	All program completers, 2014-15	8				173	151	113	75%	178
	All program completers, 2013-14	4				173	157	120	76%	176

Single Assessment Institution-Level Pass Rate Data: Traditional Teacher Preparation Program Within IHE




**HEOA - Title II
2015 - 2016 Academic Year**

Institution Name	SLIPPERY ROCK UNIV OF PA
Institution Code	2658
State	Pennsylvania

April 6, 2017

Assessment Information ¹	Group	Number Taking Assessment	Number Passing Assessment	Institutional Pass Rate	Institutional Average Scaled Score	Assessment Cut Score ²	Statewide			
							Number Taking Assessment	Number Passing Assessment	Statewide Pass Rate	Statewide Average Scaled Score
PA 4-8 CORE SUBJ CONC SCIENCE (5159) Test Company: ETS Score Range: 100-200	All enrolled students who have completed all nonclinical courses, 2015-16						18	14	78%	161
	Other enrolled students, 2015-16						19	15	79%	167
	All program completers, 2015-16	1				156	108	92	85%	166
	All program completers, 2014-15	1				156	113	101	89%	165
	All program completers, 2013-14	2				156	149	128	86%	166
PA 4-8 CORE SUBJ CONC SOCIAL STUDIES (5157) Test Company: ETS Score Range: 100-200	All enrolled students who have completed all nonclinical courses, 2015-16						12	10	83%	159
	Other enrolled students, 2015-16						14	14	100%	168
	All program completers, 2015-16	2				150	52	41	79%	160
	All program completers, 2014-15						66	63	95%	162
	All program completers, 2013-14	1				150	68	62	91%	163
PA 4-8 CORE SUBTEST ENG LANG ARTS SOC STUDIES (5154) Test Company: ETS Score Range: 100-200	All enrolled students who have completed all nonclinical courses, 2015-16	1				152	89	64	72%	158
	Other enrolled students, 2015-16	6				152	100	70	70%	160
	All program completers, 2015-16	12	9	75%	156	152	383	320	84%	163
	All program completers, 2014-15	11	9	82%	163	152	430	372	87%	163
	All program completers, 2013-14	7				152	485	421	87%	163
PA 4-8 CORE SUBTEST MATH AND SCIENCE (5155) Test Company: ETS Score Range: 100-200	All enrolled students who have completed all nonclinical courses, 2015-16	1				164	89	59	66%	171
	Other enrolled students, 2015-16	6				164	101	70	69%	171
	All program completers, 2015-16	12	9	75%	173	164	383	309	81%	175
	All program completers, 2014-15	11	10	91%	178	164	430	352	82%	174
	All program completers, 2013-14	7				164	485	415	86%	175

Single Assessment Institution-Level Pass Rate Data: Traditional Teacher Preparation Program Within IHE


	HEOA - Title II 2015 - 2016 Academic Year
	Institution Name
	Institution Code
	State

SLIPPERY ROCK UNIV OF PA
2658
Pennsylvania

April 6, 2017

Assessment Information ¹	Group	Number Taking Assessment	Number Passing Assessment	Institutional Pass Rate	Institutional Average Scaled Score	Assessment Cut Score ²	Statewide			
							Number Taking Assessment	Number Passing Assessment	Statewide Pass Rate	Statewide Average Scaled Score
PA 4-8 CORE SUBTEST PEDAGOGY (5153) Test Company: ETS Score Range: 100-200	All enrolled students who have completed all nonclinical courses, 2015-16	1				162	89	84	94%	175
	Other enrolled students, 2015-16	6				162	103	94	91%	174
	All program completers, 2015-16	12	11	92%	171	162	384	372	97%	177
	All program completers, 2014-15	11	11	100%	172	162	432	424	98%	177
	All program completers, 2013-14	7				162	485	479	99%	177
PHYSICS CONTENT KNOWLEDGE (5265) Test Company: ETS Score Range: 100-200	All enrolled students who have completed all nonclinical courses, 2015-16									
	Other enrolled students, 2015-16						4			
	All program completers, 2015-16	3				140	20	18	90%	162
	All program completers, 2014-15	1				140	23	21	91%	156
	All program completers, 2013-14						24	21	88%	155
PRAXIS I MATHEMATICS (DISCONTINUED) (0730) Test Company: ETS Score Range: 150-190	All enrolled students who have completed all nonclinical courses, 2015-16	7				173	46	36	78%	177
	Other enrolled students, 2015-16	6				173	179	137	77%	177
	All program completers, 2015-16	46	45	98%	180	173	406	385	95%	179
	All program completers, 2014-15	216	214	99%	180	173	2191	2144	98%	180
	All program completers, 2013-14	279	278	100%	180	173	5624	5545	99%	180
PRAXIS I READING (DISCONTINUED) (0710) Test Company: ETS Score Range: 150-190	All enrolled students who have completed all nonclinical courses, 2015-16	7				172	49	45	92%	177
	Other enrolled students, 2015-16	6				172	177	151	85%	176
	All program completers, 2015-16	46	45	98%	177	172	407	391	96%	178
	All program completers, 2014-15	216	215	100%	178	172	2187	2148	98%	178
	All program completers, 2013-14	278	278	100%	178	172	5602	5559	99%	179

Single Assessment Institution-Level Pass Rate Data: Traditional Teacher Preparation Program Within IHE

	HEOA - Title II 2015 - 2016 Academic Year
	Institution Name
	Institution Code
	State

SLIPPERY ROCK UNIV OF PA
2658
Pennsylvania

April 6, 2017

Assessment Information ¹	Group	Number Taking Assessment	Number Passing Assessment	Institutional Pass Rate	Institutional Average Scaled Score	Assessment Cut Score ²	Statewide			
							Number Taking Assessment	Number Passing Assessment	Statewide Pass Rate	Statewide Average Scaled Score
PRAXIS I WRITING (DISCONTINUED) (0720) Test Company: ETS Score Range: 150-190	All enrolled students who have completed all nonclinical courses, 2015-16	7				173	47	43	91%	175
	Other enrolled students, 2015-16	6				173	174	144	83%	175
	All program completers, 2015-16	46	45	98%	175	173	410	390	95%	176
	All program completers, 2014-15	216	214	99%	176	173	2187	2144	98%	176
	All program completers, 2013-14	279	279	100%	176	173	5608	5558	99%	177
READING SPECIALIST II (5301) Test Company: ETS Score Range: 100-200	All enrolled students who have completed all nonclinical courses, 2015-16									
	Other enrolled students, 2015-16						1			
	All program completers, 2015-16						20	18	90%	182
	All program completers, 2014-15						27	24	89%	180
	All program completers, 2013-14						26	26	100%	182
SE CORE KNOWLEDGE & APPLICATIONS (5354) Test Company: ETS Score Range: 100-200	All enrolled students who have completed all nonclinical courses, 2015-16						2			
	Other enrolled students, 2015-16						1			
	All program completers, 2015-16						2			
	All program completers, 2014-15									
	All program completers, 2013-14									
SE TEACHING SPCH TO STU W LANG IMPAIRMENT (5881) Test Company: ETS Score Range: 100-200	All enrolled students who have completed all nonclinical courses, 2015-16									
	Other enrolled students, 2015-16									
	All program completers, 2015-16									
	All program completers, 2014-15									
	All program completers, 2013-14						19	16	84%	165

Single Assessment Institution-Level Pass Rate Data: Traditional Teacher Preparation Program Within IHE



**HEOA - Title II
2015 - 2016 Academic Year**

Institution Name	SLIPPERY ROCK UNIV OF PA
Institution Code	2658
State	Pennsylvania

April 6, 2017

Assessment Information ¹	Group	Number Taking Assessment	Number Passing Assessment	Institutional Pass Rate	Institutional Average Scaled Score	Assessment Cut Score ²	Statewide			
							Number Taking Assessment	Number Passing Assessment	Statewide Pass Rate	Statewide Average Scaled Score
SE TEACHING STU WVISUAL IMPAIRMENT (5282) Test Company: ETS Score Range: 100-200	All enrolled students who have completed all nonclinical courses, 2015-16									
	Other enrolled students, 2015-16						6			
	All program completers, 2015-16						7			
	All program completers, 2014-15						7			
	All program completers, 2013-14						2			
SOCIAL SCIENCES: CK (DISCONTINUED) (0951) Test Company: ETS Score Range: 100-200	All enrolled students who have completed all nonclinical courses, 2015-16									
	Other enrolled students, 2015-16									
	All program completers, 2015-16									
	All program completers, 2014-15									
	All program completers, 2013-14						1			
SOCIAL STUDIES CONTENT KNOWLEDGE (0081) Test Company: ETS Score Range: 100-200	All enrolled students who have completed all nonclinical courses, 2015-16	4				157	49	36	73%	166
	Other enrolled students, 2015-16	6				157	116	103	89%	171
	All program completers, 2015-16	25	19	76%	166	157	379	342	90%	169
	All program completers, 2014-15	32	26	81%	167	157	429	388	90%	169
	All program completers, 2013-14	39	34	87%	166	157	625	558	89%	169
SPANISH CONTENT KNOWLEDGE (0191) Test Company: ETS Score Range: 100-200	All enrolled students who have completed all nonclinical courses, 2015-16									
	Other enrolled students, 2015-16									
	All program completers, 2015-16									
	All program completers, 2014-15									
	All program completers, 2013-14						2			

Single Assessment Institution-Level Pass Rate Data: Traditional Teacher Preparation Program Within IHE




**HEOA - Title II
2015 - 2016 Academic Year**

Institution Name	SLIPPERY ROCK UNIV OF PA
Institution Code	2658
State	Pennsylvania

April 6, 2017

Assessment Information ¹	Group	Number Taking Assessment	Number Passing Assessment	Institutional Pass Rate	Institutional Average Scaled Score	Assessment Cut Score ²	Statewide			
							Number Taking Assessment	Number Passing Assessment	Statewide Pass Rate	Statewide Average Scaled Score
SPANISH WORLD LANGUAGE (5195) Test Company: ETS Score Range: 100-200	All enrolled students who have completed all nonclinical courses, 2015-16						5			
	Other enrolled students, 2015-16						7			
	All program completers, 2015-16						25	15	60%	169
	All program completers, 2014-15						48	28	58%	168
	All program completers, 2013-14	1				168	67	38	57%	167
SPEECH LANGUAGE PATHOLOGY (DISC) (5330) Test Company: ETS Score Range: 250-990	All enrolled students who have completed all nonclinical courses, 2015-16									
	Other enrolled students, 2015-16									
	All program completers, 2015-16									
	All program completers, 2014-15						4			
	All program completers, 2013-14						199	199	100%	682
SPEECH LANGUAGE PATHOLOGY (5331) Test Company: ETS Score Range: 100-200	All enrolled students who have completed all nonclinical courses, 2015-16									
	Other enrolled students, 2015-16						7			
	All program completers, 2015-16						96	95	99%	179
	All program completers, 2014-15						109	108	99%	176
	All program completers, 2013-14						1			
TECHNOLOGY EDUCATION (5051) Test Company: ETS Score Range: 100-200	All enrolled students who have completed all nonclinical courses, 2015-16						9			
	Other enrolled students, 2015-16						4			
	All program completers, 2015-16						20	20	100%	181
	All program completers, 2014-15						36	36	100%	183
	All program completers, 2013-14						39	39	100%	185

Single Assessment Institution-Level Pass Rate Data: Traditional Teacher Preparation Program Within IHE


	HEOA - Title II 2015 - 2016 Academic Year
	Institution Name
	Institution Code
	State

SLIPPERY ROCK UNIV OF PA
2658
Pennsylvania

April 6, 2017

Assessment Information ¹	Group	Number Taking Assessment	Number Passing Assessment	Institutional Pass Rate	Institutional Average Scaled Score	Assessment Cut Score ²	Statewide			
							Number Taking Assessment	Number Passing Assessment	Statewide Pass Rate	Statewide Average Scaled Score
PAPA - MODULE 1 READING (ESP0001) Test Company: E.S. Pearson* Score Range: 100-300	All enrolled students who have completed all nonclinical courses, 2015-16	18	18	100%	237	220	621	580	93%	233
	Other enrolled students, 2015-16	66	66	100%	235	220	2196	1917	87%	230
	All program completers, 2015-16	114	102	89%	231	220	2745	2597	95%	236
	All program completers, 2014-15	41	39	95%	239	220	2541	2457	97%	241
	All program completers, 2013-14	4				220	753	711	94%	242
PAPA - MODULE 2 MATH (ESP0002) Test Company: E.S. Pearson* Score Range: 100-300	All enrolled students who have completed all nonclinical courses, 2015-16	18	18	100%	239	197	621	584	94%	236
	Other enrolled students, 2015-16	66	66	100%	246	197	2198	1937	88%	232
	All program completers, 2015-16	113	102	90%	232	197	2740	2626	96%	239
	All program completers, 2014-15	41	39	95%	243	220	2538	2413	95%	241
	All program completers, 2013-14	4				220	753	696	92%	242
PAPA - MODULE 3 WRITING (ESP0003) Test Company: E.S. Pearson* Score Range: 100-300	All enrolled students who have completed all nonclinical courses, 2015-16	18	18	100%	237	220	619	587	95%	233
	Other enrolled students, 2015-16	66	64	97%	230	220	2183	1890	87%	229
	All program completers, 2015-16	113	103	91%	232	220	2742	2607	95%	235
	All program completers, 2014-15	41	38	93%	235	220	2538	2445	96%	240
	All program completers, 2013-14	4				220	753	714	95%	240
PECT PREK-4 - MODULE 1 (ESP0006) Test Company: E.S. Pearson* Score Range: 100-300	All enrolled students who have completed all nonclinical courses, 2015-16	26	22	85%	221	197	475	411	87%	225
	Other enrolled students, 2015-16	36	28	78%	218	197	650	542	83%	222
	All program completers, 2015-16	150	131	87%	220	197	2579	2317	90%	226
	All program completers, 2014-15	160	145	91%	222	197	2667	2424	91%	228
	All program completers, 2013-14	124	123	99%	230	197	2530	2396	95%	229

Single Assessment Institution-Level Pass Rate Data: Traditional Teacher Preparation Program Within IHE


	HEOA - Title II 2015 - 2016 Academic Year
	Institution Name
	Institution Code
	State

SLIPPERY ROCK UNIV OF PA
2658
Pennsylvania

April 6, 2017

Assessment Information ¹	Group	Number Taking Assessment	Number Passing Assessment	Institutional Pass Rate	Institutional Average Scaled Score	Assessment Cut Score ²	Statewide			
							Number Taking Assessment	Number Passing Assessment	Statewide Pass Rate	Statewide Average Scaled Score
PECT PREK-4 - MODULE 2 (ESP0007) Test Company: E.S. Pearson* Score Range: 100-300	All enrolled students who have completed all nonclinical courses, 2015-16	24	15	63%	200	193	446	345	77%	212
	Other enrolled students, 2015-16	32	27	84%	214	193	594	446	75%	211
	All program completers, 2015-16	149	110	74%	208	193	2554	2118	83%	216
	All program completers, 2014-15	160	129	81%	212	193	2654	2300	87%	219
	All program completers, 2013-14	124	120	97%	224	193	2516	2319	92%	224
PECT PREK-4 - MODULE 3 (ESP0008) Test Company: E.S. Pearson* Score Range: 100-300	All enrolled students who have completed all nonclinical courses, 2015-16	23	15	65%	206	193	442	311	70%	210
	Other enrolled students, 2015-16	30	26	87%	217	193	597	409	69%	209
	All program completers, 2015-16	148	107	72%	210	193	2535	1928	76%	214
	All program completers, 2014-15	160	107	67%	210	193	2649	2070	78%	216
	All program completers, 2013-14	124	116	94%	222	193	2519	2236	89%	222
PECT SPEC ED 7-12 - MODULE 1 (ESP0015) Test Company: E.S. Pearson* Score Range: 100-300	All enrolled students who have completed all nonclinical courses, 2015-16						7			
	Other enrolled students, 2015-16						3			
	All program completers, 2015-16						57	54	95%	253
	All program completers, 2014-15						54	54	100%	254
	All program completers, 2013-14						45	45	100%	254
PECT SPEC ED 7-12 - MODULE 2 (ESP0016) Test Company: E.S. Pearson* Score Range: 100-300	All enrolled students who have completed all nonclinical courses, 2015-16						7			
	Other enrolled students, 2015-16						3			
	All program completers, 2015-16						57	56	98%	250
	All program completers, 2014-15						54	53	98%	251
	All program completers, 2013-14						45	45	100%	252

Single Assessment Institution-Level Pass Rate Data: Traditional Teacher Preparation Program Within IHE

		<p align="center">HEOA - Title II 2015 - 2016 Academic Year</p>								
Institution Name		SLIPPERY ROCK UNIV OF PA								
Institution Code		2658								
State		Pennsylvania								
							April 6, 2017			
							Statewide			
Assessment Information¹	Group	Number Taking Assessment	Number Passing Assessment	Institutional Pass Rate	Institutional Average Scaled Score	Assessment Cut Score²	Number Taking Assessment	Number Passing Assessment	Statewide Pass Rate	Statewide Average Scaled Score
PECT SPEC ED PREK-8 - MODULE 1 (ESP0011) <i>Test Company: E.S. Pearson*</i> <i>Score Range: 100-300</i>	All enrolled students who have completed all nonclinical courses, 2015-16	14	8	57%	226	220	234	174	74%	230
	Other enrolled students, 2015-16						211	146	69%	230
	All program completers, 2015-16	103	75	73%	229	220	1183	915	77%	232
	All program completers, 2014-15	126	84	67%	229	220	1179	908	77%	232
	All program completers, 2013-14	76	59	78%	233	220	1125	868	77%	233
PECT SPEC ED PREK-8 - MODULE 2 (ESP0012) <i>Test Company: E.S. Pearson*</i> <i>Score Range: 100-300</i>	All enrolled students who have completed all nonclinical courses, 2015-16	14	6	43%	204	220	229	175	76%	230
	Other enrolled students, 2015-16						204	137	67%	225
	All program completers, 2015-16	103	65	63%	223	220	1172	879	75%	231
	All program completers, 2014-15	125	68	54%	221	220	1169	864	74%	230
	All program completers, 2013-14	76	58	76%	229	220	1123	872	78%	232
OPI ITALIAN (ACT1010) <i>Test Company: ACTFL*</i> <i>Score Range: 1-10</i>	All enrolled students who have completed all nonclinical courses, 2015-16									
	Other enrolled students, 2015-16									
	All program completers, 2015-16									
	All program completers, 2014-15									
	All program completers, 2013-14						2			
WPT ITALIAN (ACT2009) <i>Test Company: ACTFL*</i> <i>Score Range: 1-10</i>	All enrolled students who have completed all nonclinical courses, 2015-16									
	Other enrolled students, 2015-16									
	All program completers, 2015-16									
	All program completers, 2014-15									
	All program completers, 2013-14						2			

Note: In cases where there are less than ten students taking the assessment or license/certificate, the number passing and pass rate are not reported.

¹Tests with multiple delivery options (computer, paper, etc.) will be noted with the assessment code for one format only.

²Cut scores may vary for groups depending upon when the cut scores are established by the state and when each group completed their teacher certification or licensure assessment.

*Questions regarding tests listed by this testing company must be addressed to your state Title II Coordinator.