


Summary Institution-Level Pass Rate Data: Traditional Teacher Preparation Program Within IHE


		HEOA - Title II 2016 - 2017 Academic Year				
Institution Name		SLIPPERY ROCK UNIV OF PA				
Institution Code		2658				
State		Pennsylvania				
<i>February 5, 2018</i>						
				Statewide		
Group	Number Taking Assessment¹	Number Passing Assessment²	Institutional Pass Rate	Number Taking Assessment¹	Number Passing Assessment²	Statewide Pass Rate
All program completers, 2016-17	223	166	74%	5192	4015	77%
All program completers, 2015-16	270	182	67%	5480	4237	77%
All program completers, 2014-15	290	193	67%	5910	4504	76%

Note: In cases where there are less than ten students taking the assessment or license/certificate, the number passing and pass rate are not reported.

¹ Number of completers taking one or more assessments within their area of specialization.

² Summary level "Number Taking Assessment" may differ from assessment level "Number Taking Assessment" because each student is counted once at the summary level but may be counted in multiple assessments at the assessment level.

Single Assessment Institution-Level Pass Rate Data: Traditional Teacher Preparation Program Within IHE

	HEOA - Title II 2016 - 2017 Academic Year
	Institution Name
	Institution Code
	State

SLIPPERY ROCK UNIV OF PA
2658
Pennsylvania

February 5, 2018

Assessment Information ¹	Group	Number Taking Assessment	Number Passing Assessment	Institutional Pass Rate	Institutional Average Scaled Score	Assessment Cut Score ²	Statewide			
							Number Taking Assessment	Number Passing Assessment	Statewide Pass Rate	Statewide Average Scaled Score
AGRICULTURE (PA) (DISCONTINUED) (0780) Test Company: ETS Score Range: 250-990	All enrolled students who have completed all nonclinical courses, 2016-17									
	Other enrolled students, 2016-17									
	All program completers, 2016-17									
	All program completers, 2015-16									
	All program completers, 2014-15						1			
AGRICULTURE (5701) Test Company: ETS Score Range: 100-200	All enrolled students who have completed all nonclinical courses, 2016-17						1			
	Other enrolled students, 2016-17						4			
	All program completers, 2016-17						6			
	All program completers, 2015-16						13	13	100%	170
	All program completers, 2014-15						14	14	100%	169
ART CONTENT KNOWLEDGE (DISCONTINUED) (0133) Test Company: ETS Score Range: 100-200	All enrolled students who have completed all nonclinical courses, 2016-17									
	Other enrolled students, 2016-17									
	All program completers, 2016-17									
	All program completers, 2015-16									
	All program completers, 2014-15						1			
ART CONTENT KNOWLEDGE (5134) Test Company: ETS Score Range: 100-200	All enrolled students who have completed all nonclinical courses, 2016-17						20	17	85%	168
	Other enrolled students, 2016-17						25	19	76%	168
	All program completers, 2016-17						115	101	88%	168
	All program completers, 2015-16						100	85	85%	167
	All program completers, 2014-15						150	143	95%	169

Single Assessment Institution-Level Pass Rate Data: Traditional Teacher Preparation Program Within IHE



**HEOA - Title II
2016 - 2017 Academic Year**

Institution Name	SLIPPERY ROCK UNIV OF PA
Institution Code	2658
State	Pennsylvania

February 5, 2018

Assessment Information ¹	Group	Number Taking Assessment	Number Passing Assessment	Institutional Pass Rate	Institutional Average Scaled Score	Assessment Cut Score ²	Statewide			
							Number Taking Assessment	Number Passing Assessment	Statewide Pass Rate	Statewide Average Scaled Score
BIOLOGY CONTENT KNOWLEDGE (0235) Test Company: ETS Score Range: 100-200	All enrolled students who have completed all nonclinical courses, 2016-17						18	18	100%	167
	Other enrolled students, 2016-17	3				147	30	27	90%	165
	All program completers, 2016-17	3				147	89	88	99%	171
	All program completers, 2015-16	4				147	93	92	99%	171
	All program completers, 2014-15	5				147	96	95	99%	170
BUSINESS ED CONTENT KNOWLEDGE (5101) Test Company: ETS Score Range: 100-200	All enrolled students who have completed all nonclinical courses, 2016-17						6			
	Other enrolled students, 2016-17						12	12	100%	176
	All program completers, 2016-17						9			
	All program completers, 2015-16						13	12	92%	170
	All program completers, 2014-15						21	21	100%	169
CHEMISTRY CONTENT KNOWLEDGE (0245) Test Company: ETS Score Range: 100-200	All enrolled students who have completed all nonclinical courses, 2016-17						11	9	82%	164
	Other enrolled students, 2016-17	2				154	16	13	81%	166
	All program completers, 2016-17						39	36	92%	172
	All program completers, 2015-16	2				154	36	31	86%	166
	All program completers, 2014-15	3				154	38	33	87%	165
CHINESE (MANDARIN) WORLD LANGUAGE (5665) Test Company: ETS Score Range: 100-200	All enrolled students who have completed all nonclinical courses, 2016-17									
	Other enrolled students, 2016-17									
	All program completers, 2016-17						1			
	All program completers, 2015-16									
	All program completers, 2014-15						2			

Single Assessment Institution-Level Pass Rate Data: Traditional Teacher Preparation Program Within IHE



**HEOA - Title II
2016 - 2017 Academic Year**

Institution Name	SLIPPERY ROCK UNIV OF PA
Institution Code	2658
State	Pennsylvania

February 5, 2018

Assessment Information ¹	Group	Number Taking Assessment	Number Passing Assessment	Institutional Pass Rate	Institutional Average Scaled Score	Assessment Cut Score ²	Statewide			
							Number Taking Assessment	Number Passing Assessment	Statewide Pass Rate	Statewide Average Scaled Score
CITIZENSHIP ED CONTENT KNOWLEDGE (5087) Test Company: ETS Score Range: 100-200	All enrolled students who have completed all nonclinical courses, 2016-17						1			
	Other enrolled students, 2016-17						3			
	All program completers, 2016-17						13	13	100%	166
	All program completers, 2015-16						14	13	93%	166
	All program completers, 2014-15						34	32	94%	168
COMMUNICATION (DISCONTINUED) (0800) Test Company: ETS Score Range: 250-990	All enrolled students who have completed all nonclinical courses, 2016-17									
	Other enrolled students, 2016-17									
	All program completers, 2016-17									
	All program completers, 2015-16									
	All program completers, 2014-15						4			
COOPERATIVE EDUCATION (0811) Test Company: ETS Score Range: 100-200	All enrolled students who have completed all nonclinical courses, 2016-17									
	Other enrolled students, 2016-17									
	All program completers, 2016-17									
	All program completers, 2015-16						1			
	All program completers, 2014-15						1			
CORE ACADEMIC SKILLS FOR ED: MATH (5732) Test Company: ETS Score Range: 100-200	All enrolled students who have completed all nonclinical courses, 2016-17	24	24	100%	155	142	367	329	90%	156
	Other enrolled students, 2016-17	150	130	87%	156	142	2135	1803	84%	155
	All program completers, 2016-17	91	89	98%	157	142	1174	1070	91%	157
	All program completers, 2015-16	45	40	89%	154	142	532	470	88%	155
	All program completers, 2014-15	4				150	132	101	77%	161

Single Assessment Institution-Level Pass Rate Data: Traditional Teacher Preparation Program Within IHE



**HEOA - Title II
2016 - 2017 Academic Year**

Institution Name	SLIPPERY ROCK UNIV OF PA
Institution Code	2658
State	Pennsylvania

February 5, 2018

Assessment Information ¹	Group	Number Taking Assessment	Number Passing Assessment	Institutional Pass Rate	Institutional Average Scaled Score	Assessment Cut Score ²	Statewide			
							Number Taking Assessment	Number Passing Assessment	Statewide Pass Rate	Statewide Average Scaled Score
CORE ACADEMIC SKILLS FOR ED: READING (5712) Test Company: ETS Score Range: 100-200	All enrolled students who have completed all nonclinical courses, 2016-17	23	22	96%	171	156	368	344	93%	173
	Other enrolled students, 2016-17	157	152	97%	172	156	2199	2048	93%	172
	All program completers, 2016-17	92	87	95%	172	156	1176	1119	95%	173
	All program completers, 2015-16	46	43	93%	170	156	534	508	95%	173
	All program completers, 2014-15	4				156	135	128	95%	178
CORE ACADEMIC SKILLS FOR ED: WRITING (5722) Test Company: ETS Score Range: 100-200	All enrolled students who have completed all nonclinical courses, 2016-17	23	19	83%	168	162	361	303	84%	167
	Other enrolled students, 2016-17	155	121	78%	165	162	2163	1675	77%	166
	All program completers, 2016-17	92	79	86%	167	162	1168	970	83%	167
	All program completers, 2015-16	46	37	80%	166	162	526	442	84%	168
	All program completers, 2014-15	4				162	134	119	89%	171
EARTH AND SPACE SCIENCES - CK (5571) Test Company: ETS Score Range: 100-200	All enrolled students who have completed all nonclinical courses, 2016-17	1				157	6			
	Other enrolled students, 2016-17						5			
	All program completers, 2016-17						18	18	100%	170
	All program completers, 2015-16	1				157	23	18	78%	163
	All program completers, 2014-15	1				157	12	11	92%	170
ED OF DEAF AND HARD OF HEARING (5272) Test Company: ETS Score Range: 100-200	All enrolled students who have completed all nonclinical courses, 2016-17									
	Other enrolled students, 2016-17						2			
	All program completers, 2016-17						6			
	All program completers, 2015-16						5			
	All program completers, 2014-15						8			

Single Assessment Institution-Level Pass Rate Data: Traditional Teacher Preparation Program Within IHE




**HEOA - Title II
2016 - 2017 Academic Year**

Institution Name	SLIPPERY ROCK UNIV OF PA
Institution Code	2658
State	Pennsylvania

February 5, 2018

Assessment Information ¹	Group	Number Taking Assessment	Number Passing Assessment	Institutional Pass Rate	Institutional Average Scaled Score	Assessment Cut Score ²	Statewide			
							Number Taking Assessment	Number Passing Assessment	Statewide Pass Rate	Statewide Average Scaled Score
ELEM ED CURR INSTRUC ASSESSMENT (DISC) (0011) Test Company: ETS Score Range: 100-200	All enrolled students who have completed all nonclinical courses, 2016-17									
	Other enrolled students, 2016-17						1			
	All program completers, 2016-17									
	All program completers, 2015-16						46	44	96%	181
	All program completers, 2014-15						4			
ENG LANG LIT COMP CONTENT KNOWLEDGE (DISC) (0041) Test Company: ETS Score Range: 100-200	All enrolled students who have completed all nonclinical courses, 2016-17									
	Other enrolled students, 2016-17						2			
	All program completers, 2016-17	1				160	4			
	All program completers, 2015-16						16	16	100%	187
	All program completers, 2014-15						29	28	97%	181
ENGLISH LANGUAGE ARTS: CK (5038) Test Company: ETS Score Range: 100-200	All enrolled students who have completed all nonclinical courses, 2016-17						50	48	96%	178
	Other enrolled students, 2016-17	6				167	109	93	85%	177
	All program completers, 2016-17	8				167	337	316	94%	180
	All program completers, 2015-16	21	17	81%	178	167	368	355	96%	181
	All program completers, 2014-15	15	15	100%	177	167	379	372	98%	180
ENVIRONMENTAL EDUCATION (0831) Test Company: ETS Score Range: 100-200	All enrolled students who have completed all nonclinical courses, 2016-17									
	Other enrolled students, 2016-17						1			
	All program completers, 2016-17						1			
	All program completers, 2015-16						5			
	All program completers, 2014-15						5			

Single Assessment Institution-Level Pass Rate Data: Traditional Teacher Preparation Program Within IHE

	HEOA - Title II 2016 - 2017 Academic Year
	Institution Name
	Institution Code
	State

SLIPPERY ROCK UNIV OF PA
2658
Pennsylvania

February 5, 2018

Assessment Information ¹	Group	Number Taking Assessment	Number Passing Assessment	Institutional Pass Rate	Institutional Average Scaled Score	Assessment Cut Score ²	Statewide			
							Number Taking Assessment	Number Passing Assessment	Statewide Pass Rate	Statewide Average Scaled Score
FAMILY AND CONSUMER SCIENCES (DISCONTINUED 2) (5121) Test Company: ETS Score Range: 100-200	All enrolled students who have completed all nonclinical courses, 2016-17									
	Other enrolled students, 2016-17						1			
	All program completers, 2016-17									
	All program completers, 2015-16						1			
	All program completers, 2014-15						15	14	93%	170
FAMILY AND CONSUMER SCIENCES (5122) Test Company: ETS Score Range: 100-200	All enrolled students who have completed all nonclinical courses, 2016-17						1			
	Other enrolled students, 2016-17						2			
	All program completers, 2016-17						13	12	92%	162
	All program completers, 2015-16						7			
	All program completers, 2014-15						2			
FRENCH WORLD LANGUAGE (5174) Test Company: ETS Score Range: 100-200	All enrolled students who have completed all nonclinical courses, 2016-17									
	Other enrolled students, 2016-17									
	All program completers, 2016-17						10	7	70%	168
	All program completers, 2015-16						12	7	58%	167
	All program completers, 2014-15						7			
FUNDAMENTAL SUBJECTS (5511) Test Company: ETS Score Range: 100-200	All enrolled students who have completed all nonclinical courses, 2016-17	1				150	71	70	99%	174
	Other enrolled students, 2016-17	8				150	187	181	97%	177
	All program completers, 2016-17	27	22	81%	166	150	767	754	98%	176
	All program completers, 2015-16	36	35	97%	172	150	858	844	98%	176
	All program completers, 2014-15	50	49	98%	174	150	1105	1089	99%	175

Single Assessment Institution-Level Pass Rate Data: Traditional Teacher Preparation Program Within IHE



**HEOA - Title II
2016 - 2017 Academic Year**

Institution Name	SLIPPERY ROCK UNIV OF PA
Institution Code	2658
State	Pennsylvania

February 5, 2018

Assessment Information ¹	Group	Number Taking Assessment	Number Passing Assessment	Institutional Pass Rate	Institutional Average Scaled Score	Assessment Cut Score ²	Statewide			
							Number Taking Assessment	Number Passing Assessment	Statewide Pass Rate	Statewide Average Scaled Score
GENERAL SCI CONTENT KNOWLEDGE (0435) Test Company: ETS Score Range: 100-200	All enrolled students who have completed all nonclinical courses, 2016-17						4			
	Other enrolled students, 2016-17						4			
	All program completers, 2016-17						22	21	95%	167
	All program completers, 2015-16						15	15	100%	164
	All program completers, 2014-15						19	19	100%	167
GERMAN WORLD LANGUAGE (5183) Test Company: ETS Score Range: 100-200	All enrolled students who have completed all nonclinical courses, 2016-17									
	Other enrolled students, 2016-17									
	All program completers, 2016-17						1			
	All program completers, 2015-16						2			
	All program completers, 2014-15						6			
HEALTH AND PE (DISC) (5856) Test Company: ETS Score Range: 100-200	All enrolled students who have completed all nonclinical courses, 2016-17									
	Other enrolled students, 2016-17									
	All program completers, 2016-17									
	All program completers, 2015-16									
	All program completers, 2014-15	8				146	68	68	100%	165
HEALTH AND PE (5857) Test Company: ETS Score Range: 100-200	All enrolled students who have completed all nonclinical courses, 2016-17	1				160	12	11	92%	168
	Other enrolled students, 2016-17	4				160	16	15	94%	167
	All program completers, 2016-17	22	19	86%	170	160	125	116	93%	170
	All program completers, 2015-16	21	20	95%	170	160	140	133	95%	170
	All program completers, 2014-15	10	8	80%	175	160	85	78	92%	171

Single Assessment Institution-Level Pass Rate Data: Traditional Teacher Preparation Program Within IHE




**HEOA - Title II
2016 - 2017 Academic Year**

Institution Name	SLIPPERY ROCK UNIV OF PA
Institution Code	2658
State	Pennsylvania

February 5, 2018

Assessment Information ¹	Group	Number Taking Assessment	Number Passing Assessment	Institutional Pass Rate	Institutional Average Scaled Score	Assessment Cut Score ²	Statewide			
							Number Taking Assessment	Number Passing Assessment	Statewide Pass Rate	Statewide Average Scaled Score
HEALTH EDUCATION (5551) Test Company: ETS Score Range: 100-200	All enrolled students who have completed all nonclinical courses, 2016-17						2			
	Other enrolled students, 2016-17									
	All program completers, 2016-17						15	13	87%	165
	All program completers, 2015-16						23	21	91%	168
	All program completers, 2014-15						24	22	92%	165
LATIN (DISCONTINUED) (0600) Test Company: ETS Score Range: 250-990	All enrolled students who have completed all nonclinical courses, 2016-17									
	Other enrolled students, 2016-17									
	All program completers, 2016-17									
	All program completers, 2015-16									
	All program completers, 2014-15						1			
LATIN (5601) Test Company: ETS Score Range: 100-200	All enrolled students who have completed all nonclinical courses, 2016-17									
	Other enrolled students, 2016-17						3			
	All program completers, 2016-17						2			
	All program completers, 2015-16						1			
	All program completers, 2014-15						2			
MARKETING EDUCATION (5561) Test Company: ETS Score Range: 100-200	All enrolled students who have completed all nonclinical courses, 2016-17									
	Other enrolled students, 2016-17									
	All program completers, 2016-17						1			
	All program completers, 2015-16									
	All program completers, 2014-15									

Single Assessment Institution-Level Pass Rate Data: Traditional Teacher Preparation Program Within IHE

	HEOA - Title II 2016 - 2017 Academic Year
	Institution Name
	Institution Code
	State

SLIPPERY ROCK UNIV OF PA
2658
Pennsylvania

February 5, 2018

Assessment Information ¹	Group	Number Taking Assessment	Number Passing Assessment	Institutional Pass Rate	Institutional Average Scaled Score	Assessment Cut Score ²	Statewide			
							Number Taking Assessment	Number Passing Assessment	Statewide Pass Rate	Statewide Average Scaled Score
MATHEMATICS CONTENT KNOWLEDGE (DISC) (0061) Test Company: ETS Score Range: 100-200	All enrolled students who have completed all nonclinical courses, 2016-17						1			
	Other enrolled students, 2016-17						1			
	All program completers, 2016-17						1			
	All program completers, 2015-16						8			
	All program completers, 2014-15						19	17	89%	153
MATHEMATICS CONTENT KNOWLEDGE (5161) Test Company: ETS Score Range: 100-200	All enrolled students who have completed all nonclinical courses, 2016-17						30	16	53%	160
	Other enrolled students, 2016-17	1				160	72	48	67%	162
	All program completers, 2016-17	4				160	186	143	77%	168
	All program completers, 2015-16	4				160	263	211	80%	167
	All program completers, 2014-15	6				160	270	219	81%	167
MUSIC CONTENT KNOWLEDGE (0113) Test Company: ETS Score Range: 100-200	All enrolled students who have completed all nonclinical courses, 2016-17						23	20	87%	167
	Other enrolled students, 2016-17	2				158	69	62	90%	172
	All program completers, 2016-17	5				158	259	251	97%	172
	All program completers, 2015-16	10	10	100%	174	158	292	284	97%	172
	All program completers, 2014-15	12	11	92%	172	158	327	320	98%	173
PA 4-8 CORE SUBJ CONC ENG LANG ARTS (5156) Test Company: ETS Score Range: 100-200	All enrolled students who have completed all nonclinical courses, 2016-17						5			
	Other enrolled students, 2016-17						10	9	90%	170
	All program completers, 2016-17	2				156	25	25	100%	163
	All program completers, 2015-16	2				156	69	63	91%	167
	All program completers, 2014-15	3				156	94	86	91%	169

Single Assessment Institution-Level Pass Rate Data: Traditional Teacher Preparation Program Within IHE




**HEOA - Title II
2016 - 2017 Academic Year**

Institution Name	SLIPPERY ROCK UNIV OF PA
Institution Code	2658
State	Pennsylvania

February 5, 2018

Assessment Information ¹	Group	Number Taking Assessment	Number Passing Assessment	Institutional Pass Rate	Institutional Average Scaled Score	Assessment Cut Score ²	Statewide			
							Number Taking Assessment	Number Passing Assessment	Statewide Pass Rate	Statewide Average Scaled Score
PA 4-8 CORE SUBJ CONC MATHEMATICS (5158) Test Company: ETS Score Range: 100-200	All enrolled students who have completed all nonclinical courses, 2016-17						4			
	Other enrolled students, 2016-17						14	5	36%	161
	All program completers, 2016-17	3				173	20	18	90%	180
	All program completers, 2015-16	7				173	141	116	82%	179
	All program completers, 2014-15	8				173	151	114	75%	178
PA 4-8 CORE SUBJ CONC SCIENCE (5159) Test Company: ETS Score Range: 100-200	All enrolled students who have completed all nonclinical courses, 2016-17						2			
	Other enrolled students, 2016-17						9			
	All program completers, 2016-17						12	12	100%	165
	All program completers, 2015-16	1				156	118	103	87%	167
	All program completers, 2014-15	1				156	115	104	90%	165
PA 4-8 CORE SUBJ CONC SOCIAL STUDIES (5157) Test Company: ETS Score Range: 100-200	All enrolled students who have completed all nonclinical courses, 2016-17						4			
	Other enrolled students, 2016-17						13	13	100%	170
	All program completers, 2016-17						10	9	90%	154
	All program completers, 2015-16	2				150	54	46	85%	160
	All program completers, 2014-15						67	64	96%	162
PA 4-8 CORE SUBTEST ENG LANG ARTS SOC STUDIES (5154) Test Company: ETS Score Range: 100-200	All enrolled students who have completed all nonclinical courses, 2016-17						41	33	80%	162
	Other enrolled students, 2016-17	2				152	76	65	86%	164
	All program completers, 2016-17	17	13	76%	156	152	299	280	94%	164
	All program completers, 2015-16	12	11	92%	159	152	388	334	86%	164
	All program completers, 2014-15	11	9	82%	163	152	432	375	87%	163

Single Assessment Institution-Level Pass Rate Data: Traditional Teacher Preparation Program Within IHE

	HEOA - Title II 2016 - 2017 Academic Year	
	Institution Name	SLIPPERY ROCK UNIV OF PA
	Institution Code	2658
	State	Pennsylvania

February 5, 2018

Assessment Information ¹	Group	Number Taking Assessment	Number Passing Assessment	Institutional Pass Rate	Institutional Average Scaled Score	Assessment Cut Score ²	Statewide			
							Number Taking Assessment	Number Passing Assessment	Statewide Pass Rate	Statewide Average Scaled Score
PA 4-8 CORE SUBTEST MATH AND SCIENCE (5155) Test Company: ETS Score Range: 100-200	All enrolled students who have completed all nonclinical courses, 2016-17						42	32	76%	175
	Other enrolled students, 2016-17	2				164	77	64	83%	176
	All program completers, 2016-17	17	16	94%	178	164	298	279	94%	178
	All program completers, 2015-16	12	10	83%	174	164	389	319	82%	176
	All program completers, 2014-15	11	10	91%	178	164	432	354	82%	174
PA 4-8 CORE SUBTEST PEDAGOGY (5153) Test Company: ETS Score Range: 100-200	All enrolled students who have completed all nonclinical courses, 2016-17						42	42	100%	175
	Other enrolled students, 2016-17	2				162	77	74	96%	177
	All program completers, 2016-17	17	16	94%	173	162	299	295	99%	178
	All program completers, 2015-16	12	12	100%	173	162	388	379	98%	177
	All program completers, 2014-15	11	11	100%	172	162	434	428	99%	177
PHYSICS CONTENT KNOWLEDGE (5265) Test Company: ETS Score Range: 100-200	All enrolled students who have completed all nonclinical courses, 2016-17	1				140	2			
	Other enrolled students, 2016-17	1				140	7			
	All program completers, 2016-17						19	15	79%	156
	All program completers, 2015-16	3				140	20	18	90%	162
	All program completers, 2014-15	1				140	23	21	91%	156
PRAXIS I MATHEMATICS (DISCONTINUED) (0730) Test Company: ETS Score Range: 150-190	All enrolled students who have completed all nonclinical courses, 2016-17						3			
	Other enrolled students, 2016-17						26	15	58%	174
	All program completers, 2016-17	5				173	30	21	70%	176
	All program completers, 2015-16	45	41	91%	180	173	396	354	89%	179
	All program completers, 2014-15	215	200	93%	180	173	2176	2022	93%	180

Single Assessment Institution-Level Pass Rate Data: Traditional Teacher Preparation Program Within IHE



**HEOA - Title II
2016 - 2017 Academic Year**

Institution Name	SLIPPERY ROCK UNIV OF PA
Institution Code	2658
State	Pennsylvania

February 5, 2018

Assessment Information ¹	Group	Number Taking Assessment	Number Passing Assessment	Institutional Pass Rate	Institutional Average Scaled Score	Assessment Cut Score ²	Statewide			
							Number Taking Assessment	Number Passing Assessment	Statewide Pass Rate	Statewide Average Scaled Score
PRAXIS I READING (DISCONTINUED) (0710) Test Company: ETS Score Range: 150-190	All enrolled students who have completed all nonclinical courses, 2016-17	1				172	6			
	Other enrolled students, 2016-17						27	18	67%	173
	All program completers, 2016-17	4				172	28	21	75%	176
	All program completers, 2015-16	45	42	93%	178	172	397	368	93%	178
	All program completers, 2014-15	215	205	95%	178	172	2172	2067	95%	178
PRAXIS I WRITING (DISCONTINUED) (0720) Test Company: ETS Score Range: 150-190	All enrolled students who have completed all nonclinical courses, 2016-17						3			
	Other enrolled students, 2016-17						29	14	48%	172
	All program completers, 2016-17	4				173	25	20	80%	175
	All program completers, 2015-16	45	35	78%	175	173	400	333	83%	176
	All program completers, 2014-15	215	191	89%	176	173	2172	1917	88%	176
PROFESSIONAL SCHOOL COUNSELOR (5421) Test Company: ETS Score Range: 100-200	All enrolled students who have completed all nonclinical courses, 2016-17									
	Other enrolled students, 2016-17						1			
	All program completers, 2016-17									
	All program completers, 2015-16									
	All program completers, 2014-15									
READING SPECIALIST II (5301) Test Company: ETS Score Range: 100-200	All enrolled students who have completed all nonclinical courses, 2016-17									
	Other enrolled students, 2016-17						4			
	All program completers, 2016-17						20	17	85%	178
	All program completers, 2015-16						25	24	96%	183
	All program completers, 2014-15						27	25	93%	180

Single Assessment Institution-Level Pass Rate Data: Traditional Teacher Preparation Program Within IHE




**HEOA - Title II
2016 - 2017 Academic Year**

Institution Name	SLIPPERY ROCK UNIV OF PA
Institution Code	2658
State	Pennsylvania

February 5, 2018

Assessment Information ¹	Group	Number Taking Assessment	Number Passing Assessment	Institutional Pass Rate	Institutional Average Scaled Score	Assessment Cut Score ²	Statewide			
							Number Taking Assessment	Number Passing Assessment	Statewide Pass Rate	Statewide Average Scaled Score
SE CORE KNOWLEDGE & APPLICATIONS (5354) Test Company: ETS Score Range: 100-200	All enrolled students who have completed all nonclinical courses, 2016-17									
	Other enrolled students, 2016-17									
	All program completers, 2016-17						1			
	All program completers, 2015-16						2			
	All program completers, 2014-15									
SE TEACHING STU WVISUAL IMPAIRMENT (5282) Test Company: ETS Score Range: 100-200	All enrolled students who have completed all nonclinical courses, 2016-17									
	Other enrolled students, 2016-17						4			
	All program completers, 2016-17						11	11	100%	169
	All program completers, 2015-16						7			
	All program completers, 2014-15						7			
SOCIAL STUDIES CONTENT KNOWLEDGE (0081) Test Company: ETS Score Range: 100-200	All enrolled students who have completed all nonclinical courses, 2016-17	1				157	53	44	83%	165
	Other enrolled students, 2016-17	8				157	110	86	78%	167
	All program completers, 2016-17	21	20	95%	169	157	364	326	90%	169
	All program completers, 2015-16	25	22	88%	167	157	385	355	92%	169
	All program completers, 2014-15	32	26	81%	167	157	431	394	91%	169
SPANISH WORLD LANGUAGE (5195) Test Company: ETS Score Range: 100-200	All enrolled students who have completed all nonclinical courses, 2016-17						2			
	Other enrolled students, 2016-17						12	9	75%	173
	All program completers, 2016-17						33	23	70%	171
	All program completers, 2015-16						26	17	65%	169
	All program completers, 2014-15						50	29	58%	168


Single Assessment Institution-Level Pass Rate Data: Traditional Teacher Preparation Program Within IHE

	HEOA - Title II 2016 - 2017 Academic Year	
	Institution Name	SLIPPERY ROCK UNIV OF PA
	Institution Code	2658
	State	Pennsylvania

February 5, 2018

Assessment Information ¹	Group	Number Taking Assessment	Number Passing Assessment	Institutional Pass Rate	Institutional Average Scaled Score	Assessment Cut Score ²	Statewide			
							Number Taking Assessment	Number Passing Assessment	Statewide Pass Rate	Statewide Average Scaled Score
SPEECH LANGUAGE PATHOLOGY (DISC) (5330) Test Company: ETS Score Range: 250-990	All enrolled students who have completed all nonclinical courses, 2016-17									
	Other enrolled students, 2016-17									
	All program completers, 2016-17									
	All program completers, 2015-16									
	All program completers, 2014-15						4			
SPEECH LANGUAGE PATHOLOGY (5331) Test Company: ETS Score Range: 100-200	All enrolled students who have completed all nonclinical courses, 2016-17									
	Other enrolled students, 2016-17						17	17	100%	184
	All program completers, 2016-17						126	126	100%	179
	All program completers, 2015-16						114	113	99%	179
	All program completers, 2014-15						109	108	99%	176
TECHNOLOGY EDUCATION (5051) Test Company: ETS Score Range: 100-200	All enrolled students who have completed all nonclinical courses, 2016-17									
	Other enrolled students, 2016-17						2			
	All program completers, 2016-17						21	21	100%	181
	All program completers, 2015-16						20	20	100%	181
	All program completers, 2014-15						36	36	100%	183
PAPA - MODULE 1 READING (ESP0001) Test Company: E.S. Pearson* Score Range: 100-300	All enrolled students who have completed all nonclinical courses, 2016-17	9				220	337	315	93%	235
	Other enrolled students, 2016-17	30	29	97%	232	220	1234	1033	84%	227
	All program completers, 2016-17	68	67	99%	233	220	1711	1640	96%	235
	All program completers, 2015-16	115	105	91%	231	220	2750	2640	96%	236
	All program completers, 2014-15	40	39	98%	238	220	2549	2474	97%	241


Single Assessment Institution-Level Pass Rate Data: Traditional Teacher Preparation Program Within IHE

	HEOA - Title II 2016 - 2017 Academic Year	
	Institution Name	SLIPPERY ROCK UNIV OF PA
	Institution Code	2658
	State	Pennsylvania

February 5, 2018

Assessment Information ¹	Group	Number Taking Assessment	Number Passing Assessment	Institutional Pass Rate	Institutional Average Scaled Score	Assessment Cut Score ²	Statewide			
							Number Taking Assessment	Number Passing Assessment	Statewide Pass Rate	Statewide Average Scaled Score
PAPA - MODULE 2 MATH (ESP0002) Test Company: E.S. Pearson* Score Range: 100-300	All enrolled students who have completed all nonclinical courses, 2016-17	9				197	328	309	94%	234
	Other enrolled students, 2016-17	32	29	91%	237	197	1233	1057	86%	229
	All program completers, 2016-17	68	68	100%	243	197	1711	1622	95%	238
	All program completers, 2015-16	114	105	92%	232	197	2747	2644	96%	239
	All program completers, 2014-15	40	38	95%	242	220	2545	2432	96%	241
PAPA - MODULE 3 WRITING (ESP0003) Test Company: E.S. Pearson* Score Range: 100-300	All enrolled students who have completed all nonclinical courses, 2016-17	9				220	335	315	94%	232
	Other enrolled students, 2016-17	32	30	94%	231	220	1265	1063	84%	228
	All program completers, 2016-17	68	67	99%	234	220	1703	1625	95%	234
	All program completers, 2015-16	114	105	92%	232	220	2748	2643	96%	235
	All program completers, 2014-15	40	38	95%	235	220	2545	2468	97%	240
PECT PREK-4 - MODULE 1 (ESP0006) Test Company: E.S. Pearson* Score Range: 100-300	All enrolled students who have completed all nonclinical courses, 2016-17	27	23	85%	226	197	479	417	87%	226
	Other enrolled students, 2016-17	59	47	80%	215	197	655	530	81%	220
	All program completers, 2016-17	135	120	89%	227	197	2678	2427	91%	227
	All program completers, 2015-16	151	133	88%	220	197	2634	2384	91%	227
	All program completers, 2014-15	160	145	91%	222	197	2685	2444	91%	228
PECT PREK-4 - MODULE 2 (ESP0007) Test Company: E.S. Pearson* Score Range: 100-300	All enrolled students who have completed all nonclinical courses, 2016-17	27	22	81%	213	193	459	374	81%	216
	Other enrolled students, 2016-17	47	32	68%	198	193	577	431	75%	209
	All program completers, 2016-17	135	106	79%	211	193	2665	2255	85%	217
	All program completers, 2015-16	150	112	75%	209	193	2618	2193	84%	217
	All program completers, 2014-15	160	130	81%	212	193	2676	2325	87%	219

Single Assessment Institution-Level Pass Rate Data: Traditional Teacher Preparation Program Within IHE


	HEOA - Title II 2016 - 2017 Academic Year
	Institution Name
	Institution Code
	State

SLIPPERY ROCK UNIV OF PA
2658
Pennsylvania

February 5, 2018

Assessment Information ¹	Group	Number Taking Assessment	Number Passing Assessment	Institutional Pass Rate	Institutional Average Scaled Score	Assessment Cut Score ²	Statewide			
							Number Taking Assessment	Number Passing Assessment	Statewide Pass Rate	Statewide Average Scaled Score
PECT PREK-4 - MODULE 3 (ESP0008) Test Company: E.S. Pearson* Score Range: 100-300	All enrolled students who have completed all nonclinical courses, 2016-17	26	19	73%	217	193	459	332	72%	212
	Other enrolled students, 2016-17	43	23	53%	194	193	579	381	66%	206
	All program completers, 2016-17	135	100	74%	213	193	2659	2052	77%	215
	All program completers, 2015-16	150	110	73%	211	193	2610	2006	77%	215
	All program completers, 2014-15	160	108	68%	211	193	2671	2095	78%	216
PECT SPEC ED 7-12 - MODULE 1 (ESP0015) Test Company: E.S. Pearson* Score Range: 100-300	All enrolled students who have completed all nonclinical courses, 2016-17						13	12	92%	247
	Other enrolled students, 2016-17						9			
	All program completers, 2016-17						42	39	93%	246
	All program completers, 2015-16						57	54	95%	253
	All program completers, 2014-15						54	54	100%	254
PECT SPEC ED 7-12 - MODULE 2 (ESP0016) Test Company: E.S. Pearson* Score Range: 100-300	All enrolled students who have completed all nonclinical courses, 2016-17						13	12	92%	244
	Other enrolled students, 2016-17						9			
	All program completers, 2016-17						42	39	93%	244
	All program completers, 2015-16						57	56	98%	250
	All program completers, 2014-15						54	53	98%	251
PECT SPEC ED PREK-8 - MODULE 1 (ESP0011) Test Company: E.S. Pearson* Score Range: 100-300	All enrolled students who have completed all nonclinical courses, 2016-17	11	9	82%	229	220	232	167	72%	230
	Other enrolled students, 2016-17	4				220	245	164	67%	227
	All program completers, 2016-17	100	72	72%	228	220	1199	911	76%	232
	All program completers, 2015-16	105	77	73%	229	220	1224	953	78%	233
	All program completers, 2014-15	126	84	67%	229	220	1193	922	77%	232

Single Assessment Institution-Level Pass Rate Data: Traditional Teacher Preparation Program Within IHE


	HEOA - Title II 2016 - 2017 Academic Year
	Institution Name
	Institution Code
	State

SLIPPERY ROCK UNIV OF PA
2658
Pennsylvania

February 5, 2018

Assessment Information ¹	Group	Number Taking Assessment	Number Passing Assessment	Institutional Pass Rate	Institutional Average Scaled Score	Assessment Cut Score ²	Statewide			
							Number Taking Assessment	Number Passing Assessment	Statewide Pass Rate	Statewide Average Scaled Score
PECT SPEC ED PREK-8 - MODULE 2 (ESP0012) Test Company: E.S. Pearson* Score Range: 100-300	All enrolled students who have completed all nonclinical courses, 2016-17	10	7	70%	220	220	224	171	76%	230
	Other enrolled students, 2016-17	4				220	235	154	66%	228
	All program completers, 2016-17	100	67	67%	225	220	1189	924	78%	232
	All program completers, 2015-16	105	68	65%	224	220	1216	926	76%	231
	All program completers, 2014-15	125	68	54%	222	220	1185	880	74%	230
OPI FRENCH (ACT1006) Test Company: ACTFL* Score Range: 1-10	All enrolled students who have completed all nonclinical courses, 2016-17									
	Other enrolled students, 2016-17						1			
	All program completers, 2016-17									
	All program completers, 2015-16									
	All program completers, 2014-15									
OPI GERMAN (ACT1007) Test Company: ACTFL* Score Range: 1-10	All enrolled students who have completed all nonclinical courses, 2016-17									
	Other enrolled students, 2016-17						1			
	All program completers, 2016-17									
	All program completers, 2015-16									
	All program completers, 2014-15									
OPI ITALIAN (ACT1010) Test Company: ACTFL* Score Range: 1-10	All enrolled students who have completed all nonclinical courses, 2016-17									
	Other enrolled students, 2016-17									
	All program completers, 2016-17						1			
	All program completers, 2015-16									
	All program completers, 2014-15									

Single Assessment Institution-Level Pass Rate Data: Traditional Teacher Preparation Program Within IHE

	HEOA - Title II 2016 - 2017 Academic Year
	Institution Name
	Institution Code
	State

SLIPPERY ROCK UNIV OF PA
2658
Pennsylvania

February 5, 2018

Assessment Information ¹	Group	Number Taking Assessment	Number Passing Assessment	Institutional Pass Rate	Institutional Average Scaled Score	Assessment Cut Score ²	Statewide			
							Number Taking Assessment	Number Passing Assessment	Statewide Pass Rate	Statewide Average Scaled Score
OPI SPANISH (ACT1018) Test Company: ACTFL* Score Range: 1-10	All enrolled students who have completed all nonclinical courses, 2016-17									
	Other enrolled students, 2016-17						7			
	All program completers, 2016-17						1			
	All program completers, 2015-16									
	All program completers, 2014-15									
WPT FRENCH (ACT2005) Test Company: ACTFL* Score Range: 1-10	All enrolled students who have completed all nonclinical courses, 2016-17									
	Other enrolled students, 2016-17	1				6	5			
	All program completers, 2016-17						5			
	All program completers, 2015-16									
	All program completers, 2014-15									
WPT GERMAN (ACT2006) Test Company: ACTFL* Score Range: 1-10	All enrolled students who have completed all nonclinical courses, 2016-17									
	Other enrolled students, 2016-17						1			
	All program completers, 2016-17						2			
	All program completers, 2015-16									
	All program completers, 2014-15									
WPT SPANISH (ACT2015) Test Company: ACTFL* Score Range: 1-10	All enrolled students who have completed all nonclinical courses, 2016-17						4			
	Other enrolled students, 2016-17						11	10	91%	7
	All program completers, 2016-17						28	28	100%	7
	All program completers, 2015-16									
	All program completers, 2014-15									

Note: In cases where there are less than ten students taking the assessment or license/certificate, the number passing and pass rate are not reported.

¹Tests with multiple delivery options (computer, paper, etc.) will be noted with the assessment code for one format only.

²Cut scores may vary for groups depending upon when the cut scores are established by the state and when each group completed their teacher certification or licensure assessment.

*Questions regarding tests listed by this testing company must be addressed to your state Title II Coordinator.