


Summary Institution-Level Pass Rate Data: Traditional Teacher Preparation Program Within IHE


		HEOA - Title II 2018 - 2019 Academic Year				
Institution Name		SLIPPERY ROCK UNIV OF PA				
Institution Code		2658				
State		Pennsylvania				
		<i>April 6, 2020</i>				
		Statewide				
Group	Number Taking Assessment¹	Number Passing Assessment²	Institutional Pass Rate	Number Taking Assessment¹	Number Passing Assessment²	Statewide Pass Rate
All program completers, 2018-19	205	130	63%	4624	3231	70%
All program completers, 2017-18	236	161	68%	4765	3540	74%
All program completers, 2016-17	223	169	76%	5248	4154	79%

Note: In cases where there are less than ten students taking the assessment or license/certificate, the number passing and pass rate are not reported.

¹ Number of completers taking one or more assessments within their area of specialization.

² Summary level "Number Taking Assessment" may differ from assessment level "Number Taking Assessment" because each student is counted once at the summary level but may be counted in multiple assessments at the assessment level.

Single Assessment Institution-Level Pass Rate Data: *Traditional Teacher Preparation Program Within IHE*


	HEOA - Title II 2018 - 2019 Academic Year
	Institution Name
	Institution Code
	State

SLIPPERY ROCK UNIV OF PA
2658
Pennsylvania

April 6, 2020

Assessment Information ¹	Group	Number Taking Assessment	Number Passing Assessment	Institutional Pass Rate	Institutional Average Scaled Score	Assessment Cut Score ²	Statewide			
							Number Taking Assessment	Number Passing Assessment	Statewide Pass Rate	Statewide Average Scaled Score
AGRICULTURE (5701) Test Company: ETS Score Range: 100-200	All enrolled students who have completed all nonclinical courses, 2018-19						1			
	Other enrolled students, 2018-19						11	11	100%	166
	All program completers, 2018-19						12	12	100%	175
	All program completers, 2017-18						13	13	100%	176
	All program completers, 2016-17						6			
ART CONTENT KNOWLEDGE (5134) Test Company: ETS Score Range: 100-200	All enrolled students who have completed all nonclinical courses, 2018-19						10	9	90%	168
	Other enrolled students, 2018-19						54	50	93%	172
	All program completers, 2018-19						83	74	89%	168
	All program completers, 2017-18						87	79	91%	170
	All program completers, 2016-17						120	105	88%	168
BIOLOGY CONTENT KNOWLEDGE (0235) Test Company: ETS Score Range: 100-200	All enrolled students who have completed all nonclinical courses, 2018-19	2				147	23	22	96%	169
	Other enrolled students, 2018-19	1				147	37	36	97%	166
	All program completers, 2018-19	10	10	100%	166	147	93	90	97%	168
	All program completers, 2017-18	8				147	108	106	98%	169
	All program completers, 2016-17	3				147	89	88	99%	171
BUSINESS ED CONTENT KNOWLEDGE (5101) Test Company: ETS Score Range: 100-200	All enrolled students who have completed all nonclinical courses, 2018-19						2			
	Other enrolled students, 2018-19						12	12	100%	175
	All program completers, 2018-19						17	17	100%	171
	All program completers, 2017-18						18	17	94%	174
	All program completers, 2016-17						9			

Single Assessment Institution-Level Pass Rate Data: *Traditional Teacher Preparation Program Within IHE*


	HEOA - Title II 2018 - 2019 Academic Year
	Institution Name
	Institution Code
	State

SLIPPERY ROCK UNIV OF PA
2658
Pennsylvania

April 6, 2020

Assessment Information ¹	Group	Number Taking Assessment	Number Passing Assessment	Institutional Pass Rate	Institutional Average Scaled Score	Assessment Cut Score ²	Statewide			
							Number Taking Assessment	Number Passing Assessment	Statewide Pass Rate	Statewide Average Scaled Score
CHEMISTRY CONTENT KNOWLEDGE (0245) Test Company: ETS Score Range: 100-200	All enrolled students who have completed all nonclinical courses, 2018-19						6			
	Other enrolled students, 2018-19	1				154	14	9	64%	160
	All program completers, 2018-19						30	27	90%	166
	All program completers, 2017-18	3				154	44	42	95%	169
	All program completers, 2016-17						40	39	98%	172
CHINESE (MANDARIN) WORLD LANGUAGE (5665) Test Company: ETS Score Range: 100-200	All enrolled students who have completed all nonclinical courses, 2018-19									
	Other enrolled students, 2018-19									
	All program completers, 2018-19									
	All program completers, 2017-18									
	All program completers, 2016-17						1			
CITIZENSHIP ED CONTENT KNOWLEDGE (5087) Test Company: ETS Score Range: 100-200	All enrolled students who have completed all nonclinical courses, 2018-19						1			
	Other enrolled students, 2018-19									
	All program completers, 2018-19						9			
	All program completers, 2017-18						11	10	91%	163
	All program completers, 2016-17						13	13	100%	166
CORE ACADEMIC SKILLS FOR ED: MATH (5732) Test Company: ETS Score Range: 100-200	All enrolled students who have completed all nonclinical courses, 2018-19	18	10	56%	146	142	440	341	78%	151
	Other enrolled students, 2018-19	115	92	80%	150	142	1818	1433	79%	152
	All program completers, 2018-19	96	83	86%	155	142	1528	1250	82%	154
	All program completers, 2017-18	121	109	90%	156	142	1489	1326	89%	157
	All program completers, 2016-17	92	90	98%	157	142	1191	1095	92%	157

Single Assessment Institution-Level Pass Rate Data: *Traditional Teacher Preparation Program Within IHE*

	HEOA - Title II 2018 - 2019 Academic Year
	Institution Name
	Institution Code
	State

SLIPPERY ROCK UNIV OF PA


2658

Pennsylvania

April 6, 2020

Assessment Information ¹	Group	Number Taking Assessment	Number Passing Assessment	Institutional Pass Rate	Institutional Average Scaled Score	Assessment Cut Score ²	Statewide			
							Number Taking Assessment	Number Passing Assessment	Statewide Pass Rate	Statewide Average Scaled Score
CORE ACADEMIC SKILLS FOR ED: READING (5712) Test Company: ETS Score Range: 100-200	All enrolled students who have completed all nonclinical courses, 2018-19	21	20	95%	169	156	482	432	90%	169
	Other enrolled students, 2018-19	131	121	92%	169	156	1998	1806	90%	170
	All program completers, 2018-19	95	90	95%	170	156	1568	1461	93%	172
	All program completers, 2017-18	124	121	98%	172	156	1520	1458	96%	173
	All program completers, 2016-17	93	88	95%	172	156	1195	1139	95%	173
CORE ACADEMIC SKILLS FOR ED: WRITING (5722) Test Company: ETS Score Range: 100-200	All enrolled students who have completed all nonclinical courses, 2018-19	21	13	62%	164	162	467	338	72%	165
	Other enrolled students, 2018-19	140	96	69%	164	162	2159	1534	71%	165
	All program completers, 2018-19	101	78	77%	166	162	1593	1238	78%	166
	All program completers, 2017-18	127	102	80%	166	162	1491	1244	83%	167
	All program completers, 2016-17	93	81	87%	167	162	1187	992	84%	167
EARTH AND SPACE SCIENCES - CK (5571) Test Company: ETS Score Range: 100-200	All enrolled students who have completed all nonclinical courses, 2018-19						4			
	Other enrolled students, 2018-19						6			
	All program completers, 2018-19	1				157	16	14	88%	165
	All program completers, 2017-18	1				157	18	17	94%	169
	All program completers, 2016-17						18	18	100%	170
ED OF DEAF AND HARD OF HEARING (5272) Test Company: ETS Score Range: 100-200	All enrolled students who have completed all nonclinical courses, 2018-19									
	Other enrolled students, 2018-19									
	All program completers, 2018-19						10	10	100%	168
	All program completers, 2017-18						2			
	All program completers, 2016-17						6			

Single Assessment Institution-Level Pass Rate Data: *Traditional Teacher Preparation Program Within IHE*

	HEOA - Title II 2018 - 2019 Academic Year
	Institution Name
	Institution Code
	State

SLIPPERY ROCK UNIV OF PA


2658

Pennsylvania

April 6, 2020

Assessment Information ¹	Group	Number Taking Assessment	Number Passing Assessment	Institutional Pass Rate	Institutional Average Scaled Score	Assessment Cut Score ²	Statewide			
							Number Taking Assessment	Number Passing Assessment	Statewide Pass Rate	Statewide Average Scaled Score
ENG LANG LIT COMP CONTENT KNOWLEDGE (DISC) (0041) Test Company: ETS Score Range: 100-200	All enrolled students who have completed all nonclinical courses, 2018-19									
	Other enrolled students, 2018-19									
	All program completers, 2018-19									
	All program completers, 2017-18									
	All program completers, 2016-17	1				160	4			
ENGLISH LANGUAGE ARTS: CK (5038) Test Company: ETS Score Range: 100-200	All enrolled students who have completed all nonclinical courses, 2018-19	1				167	57	52	91%	177
	Other enrolled students, 2018-19	2				167	112	100	89%	179
	All program completers, 2018-19	18	16	89%	179	167	296	278	94%	180
	All program completers, 2017-18	16	15	94%	181	167	349	332	95%	181
	All program completers, 2016-17	8				167	346	324	94%	180
ENVIRONMENTAL EDUCATION (0831) Test Company: ETS Score Range: 100-200	All enrolled students who have completed all nonclinical courses, 2018-19									
	Other enrolled students, 2018-19									
	All program completers, 2018-19									
	All program completers, 2017-18									
	All program completers, 2016-17						1			
FAMILY AND CONSUMER SCIENCES (5122) Test Company: ETS Score Range: 100-200	All enrolled students who have completed all nonclinical courses, 2018-19						1			
	Other enrolled students, 2018-19						3			
	All program completers, 2018-19						5			
	All program completers, 2017-18						5			
	All program completers, 2016-17						14	13	93%	163

Single Assessment Institution-Level Pass Rate Data: *Traditional Teacher Preparation Program Within IHE*


	HEOA - Title II 2018 - 2019 Academic Year
	Institution Name
	Institution Code
	State

SLIPPERY ROCK UNIV OF PA
2658
Pennsylvania

April 6, 2020

Assessment Information ¹	Group	Number Taking Assessment	Number Passing Assessment	Institutional Pass Rate	Institutional Average Scaled Score	Assessment Cut Score ²	Statewide			
							Number Taking Assessment	Number Passing Assessment	Statewide Pass Rate	Statewide Average Scaled Score
FRENCH WORLD LANGUAGE (5174) Test Company: ETS Score Range: 100-200	All enrolled students who have completed all nonclinical courses, 2018-19									
	Other enrolled students, 2018-19						2			
	All program completers, 2018-19						4			
	All program completers, 2017-18	1				162	5			
	All program completers, 2016-17						11	8	73%	166
FUNDAMENTAL SUBJECTS (5511) Test Company: ETS Score Range: 100-200	All enrolled students who have completed all nonclinical courses, 2018-19	5				150	57	52	91%	171
	Other enrolled students, 2018-19	8				150	263	250	95%	176
	All program completers, 2018-19	24	24	100%	177	150	640	630	98%	176
	All program completers, 2017-18	33	32	97%	173	150	680	671	99%	176
	All program completers, 2016-17	27	22	81%	166	150	787	774	98%	175
GENERAL SCI CONTENT KNOWLEDGE (0435) Test Company: ETS Score Range: 100-200	All enrolled students who have completed all nonclinical courses, 2018-19						5			
	Other enrolled students, 2018-19	1				146	14	14	100%	172
	All program completers, 2018-19	1				146	10	9	90%	163
	All program completers, 2017-18						15	15	100%	167
	All program completers, 2016-17						23	22	96%	168
GERMAN WORLD LANGUAGE (5183) Test Company: ETS Score Range: 100-200	All enrolled students who have completed all nonclinical courses, 2018-19						1			
	Other enrolled students, 2018-19						1			
	All program completers, 2018-19						2			
	All program completers, 2017-18						2			
	All program completers, 2016-17						1			

Single Assessment Institution-Level Pass Rate Data: *Traditional Teacher Preparation Program Within IHE*

	HEOA - Title II 2018 - 2019 Academic Year
	Institution Name
	Institution Code
	State

SLIPPERY ROCK UNIV OF PA


2658

Pennsylvania

April 6, 2020

Assessment Information ¹	Group	Number Taking Assessment	Number Passing Assessment	Institutional Pass Rate	Institutional Average Scaled Score	Assessment Cut Score ²	Statewide			
							Number Taking Assessment	Number Passing Assessment	Statewide Pass Rate	Statewide Average Scaled Score
HEALTH AND PE (5857) Test Company: ETS Score Range: 100-200	All enrolled students who have completed all nonclinical courses, 2018-19	3				160	22	13	59%	161
	Other enrolled students, 2018-19	5				160	38	29	76%	166
	All program completers, 2018-19	15	14	93%	170	160	132	119	90%	169
	All program completers, 2017-18	22	21	95%	170	160	146	135	92%	168
	All program completers, 2016-17	22	20	91%	171	160	126	120	95%	170
HEALTH EDUCATION (5551) Test Company: ETS Score Range: 100-200	All enrolled students who have completed all nonclinical courses, 2018-19						3			
	Other enrolled students, 2018-19						1			
	All program completers, 2018-19						16	10	63%	162
	All program completers, 2017-18						20	15	75%	161
	All program completers, 2016-17						15	13	87%	165
LATIN (5601) Test Company: ETS Score Range: 100-200	All enrolled students who have completed all nonclinical courses, 2018-19									
	Other enrolled students, 2018-19						3			
	All program completers, 2018-19						5			
	All program completers, 2017-18						2			
	All program completers, 2016-17						2			
MARKETING EDUCATION (5561) Test Company: ETS Score Range: 100-200	All enrolled students who have completed all nonclinical courses, 2018-19									
	Other enrolled students, 2018-19									
	All program completers, 2018-19									
	All program completers, 2017-18									
	All program completers, 2016-17						1			

Single Assessment Institution-Level Pass Rate Data: *Traditional Teacher Preparation Program Within IHE*


	HEOA - Title II 2018 - 2019 Academic Year
	Institution Name
	Institution Code
	State

SLIPPERY ROCK UNIV OF PA
2658
Pennsylvania

April 6, 2020

Assessment Information ¹	Group	Number Taking Assessment	Number Passing Assessment	Institutional Pass Rate	Institutional Average Scaled Score	Assessment Cut Score ²	Statewide				
							Number Taking Assessment	Number Passing Assessment	Statewide Pass Rate	Statewide Average Scaled Score	
MATHEMATICS CONTENT KNOWLEDGE (DISC) (0061) Test Company: ETS Score Range: 100-200	All enrolled students who have completed all nonclinical courses, 2018-19										
	Other enrolled students, 2018-19										
	All program completers, 2018-19										
	All program completers, 2017-18										
	All program completers, 2016-17							1			
MATHEMATICS CONTENT KNOWLEDGE (5161) Test Company: ETS Score Range: 100-200	All enrolled students who have completed all nonclinical courses, 2018-19						27	12	44%	155	
	Other enrolled students, 2018-19	1				160	64	36	56%	161	
	All program completers, 2018-19	5				160	166	110	66%	164	
	All program completers, 2017-18	2				160	172	133	77%	167	
	All program completers, 2016-17	4				160	187	154	82%	168	
MUSIC CONTENT KNOWLEDGE (0113) Test Company: ETS Score Range: 100-200	All enrolled students who have completed all nonclinical courses, 2018-19	3				158	18	16	89%	169	
	Other enrolled students, 2018-19						89	83	93%	171	
	All program completers, 2018-19	9				158	232	217	94%	172	
	All program completers, 2017-18	8				158	263	253	96%	172	
	All program completers, 2016-17	5				158	262	254	97%	172	
PA 4-8 CORE SUBJ CONC ENG LANG ARTS (5156) Test Company: ETS Score Range: 100-200	All enrolled students who have completed all nonclinical courses, 2018-19						17	13	76%	167	
	Other enrolled students, 2018-19						21	20	95%	171	
	All program completers, 2018-19	1				156	61	56	92%	168	
	All program completers, 2017-18						49	42	86%	169	
	All program completers, 2016-17	2				156	22	22	100%	163	

Single Assessment Institution-Level Pass Rate Data: *Traditional Teacher Preparation Program Within IHE*


	HEOA - Title II 2018 - 2019 Academic Year
	Institution Name
	Institution Code
	State

SLIPPERY ROCK UNIV OF PA
2658
Pennsylvania

April 6, 2020

Assessment Information ¹	Group	Number Taking Assessment	Number Passing Assessment	Institutional Pass Rate	Institutional Average Scaled Score	Assessment Cut Score ²	Statewide			
							Number Taking Assessment	Number Passing Assessment	Statewide Pass Rate	Statewide Average Scaled Score
PA 4-8 CORE SUBJ CONC MATHEMATICS (5158) Test Company: ETS Score Range: 100-200	All enrolled students who have completed all nonclinical courses, 2018-19						27	16	59%	174
	Other enrolled students, 2018-19	1				173	34	21	62%	171
	All program completers, 2018-19	3				173	87	66	76%	177
	All program completers, 2017-18	3				173	125	102	82%	180
	All program completers, 2016-17	3				173	20	19	95%	181
PA 4-8 CORE SUBJ CONC SCIENCE (5159) Test Company: ETS Score Range: 100-200	All enrolled students who have completed all nonclinical courses, 2018-19						9			
	Other enrolled students, 2018-19						32	29	91%	171
	All program completers, 2018-19	3				156	74	61	82%	165
	All program completers, 2017-18	4				156	83	76	92%	167
	All program completers, 2016-17						13	13	100%	165
PA 4-8 CORE SUBJ CONC SOCIAL STUDIES (5157) Test Company: ETS Score Range: 100-200	All enrolled students who have completed all nonclinical courses, 2018-19						7			
	Other enrolled students, 2018-19						11	9	82%	158
	All program completers, 2018-19						36	32	89%	162
	All program completers, 2017-18	1				150	43	41	95%	165
	All program completers, 2016-17						9			
PA 4-8 CORE SUBTEST ENG LANG ARTS SOC STUDIES (5154) Test Company: ETS Score Range: 100-200	All enrolled students who have completed all nonclinical courses, 2018-19						58	34	59%	154
	Other enrolled students, 2018-19	1				152	94	77	82%	164
	All program completers, 2018-19	7				152	260	207	80%	160
	All program completers, 2017-18	8				152	303	263	87%	164
	All program completers, 2016-17	17	14	82%	157	152	312	294	94%	164

Single Assessment Institution-Level Pass Rate Data: *Traditional Teacher Preparation Program Within IHE*

	HEOA - Title II 2018 - 2019 Academic Year
	Institution Name
	Institution Code
	State

SLIPPERY ROCK UNIV OF PA


2658

Pennsylvania

April 6, 2020

Assessment Information ¹	Group	Number Taking Assessment	Number Passing Assessment	Institutional Pass Rate	Institutional Average Scaled Score	Assessment Cut Score ²	Statewide			
							Number Taking Assessment	Number Passing Assessment	Statewide Pass Rate	Statewide Average Scaled Score
PA 4-8 CORE SUBTEST MATH AND SCIENCE (5155) Test Company: ETS Score Range: 100-200	All enrolled students who have completed all nonclinical courses, 2018-19						58	32	55%	167
	Other enrolled students, 2018-19	1				164	95	75	79%	175
	All program completers, 2018-19	7				164	261	211	81%	173
	All program completers, 2017-18	8				164	303	250	83%	176
	All program completers, 2016-17	17	16	94%	178	164	312	296	95%	178
PA 4-8 CORE SUBTEST PEDAGOGY (5153) Test Company: ETS Score Range: 100-200	All enrolled students who have completed all nonclinical courses, 2018-19						59	52	88%	175
	Other enrolled students, 2018-19	1				162	94	85	90%	176
	All program completers, 2018-19	7				162	260	253	97%	177
	All program completers, 2017-18	8				162	304	294	97%	178
	All program completers, 2016-17	17	16	94%	173	162	312	310	99%	177
PHYSICS CONTENT KNOWLEDGE (5265) Test Company: ETS Score Range: 100-200	All enrolled students who have completed all nonclinical courses, 2018-19						3			
	Other enrolled students, 2018-19						6			
	All program completers, 2018-19						15	15	100%	161
	All program completers, 2017-18	2				140	15	15	100%	165
	All program completers, 2016-17						19	15	79%	156
PRAXIS I MATHEMATICS (DISCONTINUED) (0730) Test Company: ETS Score Range: 150-190	All enrolled students who have completed all nonclinical courses, 2018-19									
	Other enrolled students, 2018-19									
	All program completers, 2018-19									
	All program completers, 2017-18						5			
	All program completers, 2016-17	5				173	30	21	70%	176

Single Assessment Institution-Level Pass Rate Data: *Traditional Teacher Preparation Program Within IHE*

	HEOA - Title II 2018 - 2019 Academic Year
	Institution Name
	Institution Code
	State

SLIPPERY ROCK UNIV OF PA


2658

Pennsylvania

April 6, 2020

Assessment Information ¹	Group	Number Taking Assessment	Number Passing Assessment	Institutional Pass Rate	Institutional Average Scaled Score	Assessment Cut Score ²	Statewide			
							Number Taking Assessment	Number Passing Assessment	Statewide Pass Rate	Statewide Average Scaled Score
PRAXIS I READING (DISCONTINUED) (0710) Test Company: ETS Score Range: 150-190	All enrolled students who have completed all nonclinical courses, 2018-19									
	Other enrolled students, 2018-19									
	All program completers, 2018-19									
	All program completers, 2017-18						6			
	All program completers, 2016-17	4				172	28	21	75%	176
PRAXIS I WRITING (DISCONTINUED) (0720) Test Company: ETS Score Range: 150-190	All enrolled students who have completed all nonclinical courses, 2018-19									
	Other enrolled students, 2018-19									
	All program completers, 2018-19									
	All program completers, 2017-18						5			
	All program completers, 2016-17	4				173	25	20	80%	175
READING SPECIALIST II (5301) Test Company: ETS Score Range: 100-200	All enrolled students who have completed all nonclinical courses, 2018-19									
	Other enrolled students, 2018-19						2			
	All program completers, 2018-19						2			
	All program completers, 2017-18						16	15	94%	175
	All program completers, 2016-17						22	18	82%	177
SE CORE KNOWLEDGE & APPLICATIONS (5354) Test Company: ETS Score Range: 100-200	All enrolled students who have completed all nonclinical courses, 2018-19									
	Other enrolled students, 2018-19									
	All program completers, 2018-19									
	All program completers, 2017-18									
	All program completers, 2016-17						1			

Single Assessment Institution-Level Pass Rate Data: *Traditional Teacher Preparation Program Within IHE*

	HEOA - Title II 2018 - 2019 Academic Year
	Institution Name
	Institution Code
	State

SLIPPERY ROCK UNIV OF PA


2658

Pennsylvania

April 6, 2020

Assessment Information ¹	Group	Number Taking Assessment	Number Passing Assessment	Institutional Pass Rate	Institutional Average Scaled Score	Assessment Cut Score ²	Statewide				
							Number Taking Assessment	Number Passing Assessment	Statewide Pass Rate	Statewide Average Scaled Score	
SE TEACHING STU WVISUAL IMPAIRMENT (5282) Test Company: ETS Score Range: 100-200	All enrolled students who have completed all nonclinical courses, 2018-19										
	Other enrolled students, 2018-19						16	15	94%	170	
	All program completers, 2018-19						9				
	All program completers, 2017-18						14	13	93%	172	
	All program completers, 2016-17						11	11	100%	169	
SOCIAL STUDIES CONTENT KNOWLEDGE (0081) Test Company: ETS Score Range: 100-200	All enrolled students who have completed all nonclinical courses, 2018-19	2				157	55	47	85%	168	
	Other enrolled students, 2018-19	4				157	129	101	78%	166	
	All program completers, 2018-19	21	17	81%	168	157	355	294	83%	169	
	All program completers, 2017-18	20	19	95%	169	157	324	285	88%	169	
	All program completers, 2016-17	21	20	95%	169	157	367	339	92%	170	
SPANISH WORLD LANGUAGE (5195) Test Company: ETS Score Range: 100-200	All enrolled students who have completed all nonclinical courses, 2018-19						5				
	Other enrolled students, 2018-19	1				168	13	8	62%	168	
	All program completers, 2018-19						27	20	74%	175	
	All program completers, 2017-18						26	20	77%	173	
	All program completers, 2016-17						31	24	77%	172	
SPEECH LANGUAGE PATHOLOGY (5331) Test Company: ETS Score Range: 100-200	All enrolled students who have completed all nonclinical courses, 2018-19										
	Other enrolled students, 2018-19						41	41	100%	182	
	All program completers, 2018-19						119	118	99%	177	
	All program completers, 2017-18						93	93	100%	179	
	All program completers, 2016-17						132	132	100%	179	

Single Assessment Institution-Level Pass Rate Data: *Traditional Teacher Preparation Program Within IHE*


	HEOA - Title II 2018 - 2019 Academic Year
	Institution Name
	Institution Code
	State

SLIPPERY ROCK UNIV OF PA
2658
Pennsylvania

April 6, 2020

Assessment Information ¹	Group	Number Taking Assessment	Number Passing Assessment	Institutional Pass Rate	Institutional Average Scaled Score	Assessment Cut Score ²	Statewide			
							Number Taking Assessment	Number Passing Assessment	Statewide Pass Rate	Statewide Average Scaled Score
TECHNOLOGY EDUCATION (5051) Test Company: ETS Score Range: 100-200	All enrolled students who have completed all nonclinical courses, 2018-19						1			
	Other enrolled students, 2018-19						4			
	All program completers, 2018-19						16	16	100%	184
	All program completers, 2017-18						14	14	100%	179
	All program completers, 2016-17						21	21	100%	181
PAPA - MODULE 1 READING (ESP0001) Test Company: E.S. Pearson* Score Range: 100-300	All enrolled students who have completed all nonclinical courses, 2018-19	3				220	158	136	86%	224
	Other enrolled students, 2018-19	11	10	91%	222	220	565	454	80%	223
	All program completers, 2018-19	20	19	95%	230	220	456	415	91%	230
	All program completers, 2017-18	25	23	92%	229	220	863	816	95%	233
	All program completers, 2016-17	67	67	100%	234	220	1707	1659	97%	236
PAPA - MODULE 2 MATH (ESP0002) Test Company: E.S. Pearson* Score Range: 100-300	All enrolled students who have completed all nonclinical courses, 2018-19	3				197	158	132	84%	219
	Other enrolled students, 2018-19	17	15	88%	218	197	571	429	75%	214
	All program completers, 2018-19	22	20	91%	220	197	467	416	89%	226
	All program completers, 2017-18	26	25	96%	240	197	867	815	94%	234
	All program completers, 2016-17	67	67	100%	244	197	1707	1623	95%	238
PAPA - MODULE 3 WRITING (ESP0003) Test Company: E.S. Pearson* Score Range: 100-300	All enrolled students who have completed all nonclinical courses, 2018-19	3				220	170	150	88%	228
	Other enrolled students, 2018-19	16	16	100%	232	220	697	546	78%	224
	All program completers, 2018-19	23	23	100%	234	220	475	443	93%	229
	All program completers, 2017-18	27	26	96%	228	220	880	840	95%	232
	All program completers, 2016-17	67	66	99%	234	220	1700	1644	97%	234

Single Assessment Institution-Level Pass Rate Data: *Traditional Teacher Preparation Program Within IHE*

	HEOA - Title II 2018 - 2019 Academic Year
	Institution Name
	Institution Code
	State

SLIPPERY ROCK UNIV OF PA


2658

Pennsylvania

April 6, 2020

Assessment Information ¹	Group	Number Taking Assessment	Number Passing Assessment	Institutional Pass Rate	Institutional Average Scaled Score	Assessment Cut Score ²	Statewide			
							Number Taking Assessment	Number Passing Assessment	Statewide Pass Rate	Statewide Average Scaled Score
PECT PREK-4 - MODULE 1 (ESP0006) Test Company: E.S. Pearson* Score Range: 100-300	All enrolled students who have completed all nonclinical courses, 2018-19	17	14	82%	212	197	511	435	85%	222
	Other enrolled students, 2018-19	67	56	84%	219	197	752	625	83%	222
	All program completers, 2018-19	114	103	90%	219	197	2489	2250	90%	226
	All program completers, 2017-18	137	123	90%	224	197	2491	2279	91%	227
	All program completers, 2016-17	136	122	90%	227	197	2748	2516	92%	228
PECT PREK-4 - MODULE 2 (ESP0007) Test Company: E.S. Pearson* Score Range: 100-300	All enrolled students who have completed all nonclinical courses, 2018-19	17	11	65%	206	193	492	391	79%	215
	Other enrolled students, 2018-19	38	27	71%	217	193	660	519	79%	216
	All program completers, 2018-19	111	91	82%	214	193	2473	2155	87%	221
	All program completers, 2017-18	136	115	85%	213	193	2476	2142	87%	219
	All program completers, 2016-17	136	108	79%	211	193	2739	2360	86%	218
PECT PREK-4 - MODULE 3 (ESP0008) Test Company: E.S. Pearson* Score Range: 100-300	All enrolled students who have completed all nonclinical courses, 2018-19	15	12	80%	215	193	487	335	69%	211
	Other enrolled students, 2018-19	31	24	77%	220	193	664	466	70%	212
	All program completers, 2018-19	109	75	69%	213	193	2464	1912	78%	217
	All program completers, 2017-18	136	99	73%	214	193	2471	1954	79%	217
	All program completers, 2016-17	136	104	76%	214	193	2738	2154	79%	217
PECT SPEC ED 7-12 - MODULE 1 (ESP0015) Test Company: E.S. Pearson* Score Range: 100-300	All enrolled students who have completed all nonclinical courses, 2018-19						16	13	81%	236
	Other enrolled students, 2018-19						11	9	82%	246
	All program completers, 2018-19						54	52	96%	252
	All program completers, 2017-18						53	53	100%	254
	All program completers, 2016-17						43	41	95%	248

Single Assessment Institution-Level Pass Rate Data: *Traditional Teacher Preparation Program Within IHE*

	HEOA - Title II 2018 - 2019 Academic Year
	Institution Name
	Institution Code
	State

SLIPPERY ROCK UNIV OF PA


2658

Pennsylvania

April 6, 2020

Assessment Information ¹	Group	Number Taking Assessment	Number Passing Assessment	Institutional Pass Rate	Institutional Average Scaled Score	Assessment Cut Score ²	Statewide			
							Number Taking Assessment	Number Passing Assessment	Statewide Pass Rate	Statewide Average Scaled Score
PECT SPEC ED 7-12 - MODULE 2 (ESP0016) Test Company: E.S. Pearson* Score Range: 100-300	All enrolled students who have completed all nonclinical courses, 2018-19						16	14	88%	243
	Other enrolled students, 2018-19						11	9	82%	251
	All program completers, 2018-19						54	52	96%	248
	All program completers, 2017-18						53	50	94%	246
	All program completers, 2016-17						43	41	95%	245
PECT SPEC ED PREK-8 - MODULE 1 (ESP0011) Test Company: E.S. Pearson* Score Range: 100-300	All enrolled students who have completed all nonclinical courses, 2018-19	5				220	211	158	75%	232
	Other enrolled students, 2018-19	7				220	250	186	74%	232
	All program completers, 2018-19	82	54	66%	226	220	1091	862	79%	233
	All program completers, 2017-18	93	70	75%	232	220	1120	865	77%	234
	All program completers, 2016-17	104	75	72%	229	220	1253	965	77%	233
PECT SPEC ED PREK-8 - MODULE 2 (ESP0012) Test Company: E.S. Pearson* Score Range: 100-300	All enrolled students who have completed all nonclinical courses, 2018-19	5				220	204	149	73%	231
	Other enrolled students, 2018-19	7				220	234	156	67%	227
	All program completers, 2018-19	80	48	60%	227	220	1087	847	78%	233
	All program completers, 2017-18	92	64	70%	228	220	1108	869	78%	233
	All program completers, 2016-17	103	72	70%	228	220	1246	982	79%	233
OPI GERMAN (ACT1007) Test Company: ACTFL* Score Range: 1-10	All enrolled students who have completed all nonclinical courses, 2018-19									
	Other enrolled students, 2018-19						1			
	All program completers, 2018-19									
	All program completers, 2017-18									
	All program completers, 2016-17									

Single Assessment Institution-Level Pass Rate Data: *Traditional Teacher Preparation Program Within IHE*

	HEOA - Title II 2018 - 2019 Academic Year
	Institution Name
	Institution Code
	State

SLIPPERY ROCK UNIV OF PA


2658

Pennsylvania

April 6, 2020

Assessment Information ¹	Group	Number Taking Assessment	Number Passing Assessment	Institutional Pass Rate	Institutional Average Scaled Score	Assessment Cut Score ²	Statewide				
							Number Taking Assessment	Number Passing Assessment	Statewide Pass Rate	Statewide Average Scaled Score	
OPI ITALIAN (ACT1010) Test Company: ACTFL* Score Range: 1-10	All enrolled students who have completed all nonclinical courses, 2018-19										
	Other enrolled students, 2018-19						1				
	All program completers, 2018-19										
	All program completers, 2017-18										
	All program completers, 2016-17							1			
OPI MANDARIN (ACT1013) Test Company: ACTFL* Score Range: 1-10	All enrolled students who have completed all nonclinical courses, 2018-19										
	Other enrolled students, 2018-19						1				
	All program completers, 2018-19										
	All program completers, 2017-18										
	All program completers, 2016-17										
OPI RUSSIAN (ACT1017) Test Company: ACTFL* Score Range: 1-10	All enrolled students who have completed all nonclinical courses, 2018-19										
	Other enrolled students, 2018-19						1				
	All program completers, 2018-19										
	All program completers, 2017-18										
	All program completers, 2016-17										
OPI SPANISH (ACT1018) Test Company: ACTFL* Score Range: 1-10	All enrolled students who have completed all nonclinical courses, 2018-19						1				
	Other enrolled students, 2018-19						1				
	All program completers, 2018-19						2				
	All program completers, 2017-18						1				
	All program completers, 2016-17						1				

Single Assessment Institution-Level Pass Rate Data: *Traditional Teacher Preparation Program Within IHE*

	HEOA - Title II 2018 - 2019 Academic Year
	Institution Name
	Institution Code
	State

SLIPPERY ROCK UNIV OF PA


2658

Pennsylvania

April 6, 2020

Assessment Information ¹	Group	Number Taking Assessment	Number Passing Assessment	Institutional Pass Rate	Institutional Average Scaled Score	Assessment Cut Score ²	Statewide				
							Number Taking Assessment	Number Passing Assessment	Statewide Pass Rate	Statewide Average Scaled Score	
WPT FRENCH (ACT2005) Test Company: ACTFL* Score Range: 1-10	All enrolled students who have completed all nonclinical courses, 2018-19										
	Other enrolled students, 2018-19										
	All program completers, 2018-19	1				6	8				
	All program completers, 2017-18	1				6	3				
	All program completers, 2016-17						3				
WPT GERMAN (ACT2006) Test Company: ACTFL* Score Range: 1-10	All enrolled students who have completed all nonclinical courses, 2018-19										
	Other enrolled students, 2018-19						2				
	All program completers, 2018-19						2				
	All program completers, 2017-18						3				
	All program completers, 2016-17						2				
WPT ITALIAN (ACT2009) Test Company: ACTFL* Score Range: 1-10	All enrolled students who have completed all nonclinical courses, 2018-19										
	Other enrolled students, 2018-19						1				
	All program completers, 2018-19										
	All program completers, 2017-18										
	All program completers, 2016-17						1				
WPT RUSSIAN (ACT2014) Test Company: ACTFL* Score Range: 1-10	All enrolled students who have completed all nonclinical courses, 2018-19										
	Other enrolled students, 2018-19						1				
	All program completers, 2018-19										
	All program completers, 2017-18										
	All program completers, 2016-17										

Single Assessment Institution-Level Pass Rate Data: *Traditional Teacher Preparation Program Within IHE*

	HEOA - Title II 2018 - 2019 Academic Year
	Institution Name
	Institution Code
	State

SLIPPERY ROCK UNIV OF PA

2658

Pennsylvania

April 6, 2020

Assessment Information ¹	Group	Number Taking Assessment	Number Passing Assessment	Institutional Pass Rate	Institutional Average Scaled Score	Assessment Cut Score ²	Statewide			
							Number Taking Assessment	Number Passing Assessment	Statewide Pass Rate	Statewide Average Scaled Score
WPT SPANISH (ACT2015) Test Company: ACTFL* Score Range: 1-10	All enrolled students who have completed all nonclinical courses, 2018-19						4			
	Other enrolled students, 2018-19						9			
	All program completers, 2018-19						20	20	100%	7
	All program completers, 2017-18	1				6	25	25	100%	7
	All program completers, 2016-17						29	29	100%	7

Note: In cases where there are less than ten students taking the assessment or license/certificate, the number passing and pass rate are not reported.

¹Tests with multiple delivery options (computer, paper, etc.) will be noted with the assessment code for one format only.

²Cut scores may vary for groups depending upon when the cut scores are established by the state and when each group completed their teacher certification or licensure assessment.

*Questions regarding tests listed by this testing company must be addressed to your state Title II Coordinator.