


Summary Institution-Level Pass Rate Data: *Traditional Teacher Preparation Program Within IHE*


| | | | | | | |
|--|---------------------------------------|--|-------------------------|---------------------------------------|--|---------------------|
|  | | HEOA - Title II 2020 - 2021 Academic Year | | | | |
| Institution Name | | Slippery Rock Univ of PA | | | | |
| Institution Code | | 2658 | | | | |
| State | | Pennsylvania | | | | |
| | | | | | April 4, 2022 | |
| | | | | Statewide | | |
| Group | Number Taking Assessment ¹ | Number Passing Assessment ² | Institutional Pass Rate | Number Taking Assessment ¹ | Number Passing Assessment ² | Statewide Pass Rate |
| All program completers, 2020-21 | 258 | 173 | 67% | 4737 | 3307 | 70% |
| All program completers, 2019-20 | 208 | 127 | 61% | 4761 | 3299 | 69% |
| All program completers, 2018-19 | 206 | 135 | 66% | 4672 | 3311 | 71% |

Note: In cases where there are less than ten students taking the assessment or license/certificate, the number passing and pass rate are not reported.


¹ Number of completers taking one or more assessments within their area of specialization.

² Summary level "Number Taking Assessment" may differ from assessment level "Number Taking Assessment" because each student is counted once at the summary level but may be counted in multiple assessments at the assessment level.


Single Assessment Institution-Level Pass Rate Data: Traditional Teacher Preparation Program Within IHE

| | | | | | | | | | | | |
|---|---|---|--------------------------|---------------------------|-------------------------|------------------------------------|-----------------------------------|--------------------------|---------------------------|---------------------|--------------------------------|
|  | | <div>HEOA - Title II</div> <div>2020 - 2021 Academic Year</div> | | | | | | | | | |
| Institution Name | | Slippery Rock Univ of PA | | | | | | | | | |
| Institution Code | | 2658 | | | | | | | | | |
| State | | Pennsylvania | | | | | | | | | |
| | | | | | | | April 4, 2022 | | | | |
| | | | | | | | Statewide | | | | |
| Assessment Information ¹ | | Group | Number Taking Assessment | Number Passing Assessment | Institutional Pass Rate | Institutional Average Scaled Score | Assessment Cut Score ² | Number Taking Assessment | Number Passing Assessment | Statewide Pass Rate | Statewide Average Scaled Score |
| AGRICULTURE (5701) Test Company: ETS Score Range: 100-200 | All enrolled students who have completed all nonclinical courses, 2020-21 | | | | | | | 2 | | | |
| | Other enrolled students, 2020-21 | | | | | | | 12 | 11 | 92% | 171 |
| | All program completers, 2020-21 | | | | | | | 14 | 13 | 93% | 168 |
| | All program completers, 2019-20 | | | | | | | 11 | 11 | 100% | 165 |
| | All program completers, 2018-19 | | | | | | | 13 | 13 | 100% | 175 |
| ART CONTENT KNOWLEDGE (5134) Test Company: ETS Score Range: 100-200 | All enrolled students who have completed all nonclinical courses, 2020-21 | | | | | | | 18 | 13 | 72% | 162 |
| | Other enrolled students, 2020-21 | | | | | | | 22 | 17 | 77% | 167 |
| | All program completers, 2020-21 | | | | | | | 91 | 79 | 87% | 165 |
| | All program completers, 2019-20 | | | | | | | 101 | 84 | 83% | 168 |
| | All program completers, 2018-19 | | | | | | | 87 | 77 | 89% | 168 |
| BIOLOGY CONTENT KNOWLEDGE (0235) Test Company: ETS Score Range: 100-200 | All enrolled students who have completed all nonclinical courses, 2020-21 | | 1 | | | | 147 | 10 | 10 | 100% | 168 |
| | Other enrolled students, 2020-21 | | 2 | | | | 147 | 45 | 42 | 93% | 167 |
| | All program completers, 2020-21 | | 5 | | | | 147 | 98 | 97 | 99% | 167 |
| | All program completers, 2019-20 | | 4 | | | | 147 | 108 | 104 | 96% | 169 |
| | All program completers, 2018-19 | | 10 | 10 | 100% | 166 | 147 | 94 | 91 | 97% | 168 |
| BUSINESS ED CONTENT KNOWLEDGE (5101) Test Company: ETS Score Range: 100-200 | All enrolled students who have completed all nonclinical courses, 2020-21 | | | | | | | | | | |
| | Other enrolled students, 2020-21 | | | | | | | 11 | 10 | 91% | 173 |
| | All program completers, 2020-21 | | | | | | | 23 | 23 | 100% | 175 |
| | All program completers, 2019-20 | | | | | | | 8 | | | |
| | All program completers, 2018-19 | | | | | | | 17 | 17 | 100% | 171 |


Single Assessment Institution-Level Pass Rate Data: Traditional Teacher Preparation Program Within IHE

|  | | HEOA - Title II 2020 - 2021 Academic Year | | | | | | | | |
|--|--|---|--------------------------------|---------------------------------|----------------------------|--|--------------------------------------|--------------------------------|---------------------------------|------------------------|
| Institution Name | | Slippery Rock Univ of PA | | | | | | | | |
| Institution Code | | 2658 | | | | | | | | |
| State | | Pennsylvania | | | | | | | | |
| | | | | | | | April 4, 2022 | | | |
| Assessment Information ¹ | | Group | Number Taking Assessment | Number Passing Assessment | Institutional Pass Rate | Institutional Average Scaled Score | Assessment Cut Score ² | Statewide | | |
| | | | | | | | | Number Taking Assessment | Number Passing Assessment | Statewide Pass Rate |
| CHEMISTRY CONTENT KNOWLEDGE (0245) Test Company: ETS Score Range: 100-200 | | All enrolled students who have completed all nonclinical courses, 2020-21 | | | | | | 6 | | |
| | | Other enrolled students, 2020-21 | | | | | | 15 | 11 | 73% |
| | | All program completers, 2020-21 | 1 | | | | 154 | 30 | 26 | 87% |
| | | All program completers, 2019-20 | 1 | | | | 154 | 21 | 20 | 95% |
| | | All program completers, 2018-19 | | | | | | 30 | 27 | 90% |
| CHINESE (MANDARIN) WORLD LANGUAGE (5665) Test Company: ETS Score Range: 100-200 | | All enrolled students who have completed all nonclinical courses, 2020-21 | | | | | | | | |
| | | Other enrolled students, 2020-21 | | | | | | | | |
| | | All program completers, 2020-21 | | | | | | | | |
| | | All program completers, 2019-20 | | | | | | 1 | | |
| | | All program completers, 2018-19 | | | | | | | | |
| CITIZENSHIP ED CONTENT KNOWLEDGE (5087) Test Company: ETS Score Range: 100-200 | | All enrolled students who have completed all nonclinical courses, 2020-21 | | | | | | 2 | | |
| | | Other enrolled students, 2020-21 | | | | | | 1 | | |
| | | All program completers, 2020-21 | | | | | | 12 | 11 | 92% |
| | | All program completers, 2019-20 | | | | | | 14 | 14 | 100% |
| | | All program completers, 2018-19 | | | | | | 11 | 9 | 82% |
| CORE ACADEMIC SKILLS FOR ED: MATH (5732) Test Company: ETS Score Range: 100-200 | | All enrolled students who have completed all nonclinical courses, 2020-21 | 5 | | | | 142 | 178 | 131 | 74% |
| | | Other enrolled students, 2020-21 | 33 | 23 | 70% | 146 | 142 | 505 | 394 | 78% |
| | | All program completers, 2020-21 | 81 | 69 | 85% | 149 | 142 | 957 | 767 | 80% |
| | | All program completers, 2019-20 | 89 | 64 | 72% | 149 | 142 | 1402 | 1135 | 81% |
| | | All program completers, 2018-19 | 96 | 83 | 86% | 155 | 142 | 1526 | 1251 | 82% |


Single Assessment Institution-Level Pass Rate Data: Traditional Teacher Preparation Program Within IHE

|  | | HEOA - Title II 2020 - 2021 Academic Year | | | | | | | | |
|--|--|---|--------------------------|---------------------------|-------------------------|------------------------------------|-----------------------------------|--------------------------|---------------------------|---------------------|
| Institution Name | | Slippery Rock Univ of PA | | | | | | | | |
| Institution Code | | 2658 | | | | | | | | |
| State | | Pennsylvania | | | | | | | | |
| | | | | | | | April 4, 2022 | | | |
| Assessment Information ¹ | | Group | Number Taking Assessment | Number Passing Assessment | Institutional Pass Rate | Institutional Average Scaled Score | Assessment Cut Score ² | Statewide | | |
| | | | | | | | | Number Taking Assessment | Number Passing Assessment | Statewide Pass Rate |
| CORE ACADEMIC SKILLS FOR ED: READING (5712) Test Company: ETS Score Range: 100-200 | | All enrolled students who have completed all nonclinical courses, 2020-21 | 5 | | | | 156 | 181 | 146 | 81% |
| | | Other enrolled students, 2020-21 | 48 | 45 | 94% | 166 | 156 | 620 | 540 | 87% |
| | | All program completers, 2020-21 | 97 | 91 | 94% | 168 | 156 | 1082 | 994 | 92% |
| | | All program completers, 2019-20 | 99 | 92 | 93% | 170 | 156 | 1537 | 1413 | 92% |
| | | All program completers, 2018-19 | 95 | 90 | 95% | 170 | 156 | 1567 | 1461 | 93% |
| CORE ACADEMIC SKILLS FOR ED: WRITING (5722) Test Company: ETS Score Range: 100-200 | | All enrolled students who have completed all nonclinical courses, 2020-21 | 5 | | | | 162 | 194 | 136 | 70% |
| | | Other enrolled students, 2020-21 | 43 | 30 | 70% | 164 | 162 | 603 | 437 | 72% |
| | | All program completers, 2020-21 | 98 | 69 | 70% | 164 | 162 | 1180 | 859 | 73% |
| | | All program completers, 2019-20 | 105 | 71 | 68% | 164 | 162 | 1553 | 1164 | 75% |
| | | All program completers, 2018-19 | 101 | 78 | 77% | 166 | 162 | 1591 | 1237 | 78% |
| CORE ACADEMIC SKILLS FOR EDUCATORS: MATH (5733) Test Company: ETS Score Range: 100-200 | | All enrolled students who have completed all nonclinical courses, 2020-21 | | | | | | 196 | 169 | 86% |
| | | Other enrolled students, 2020-21 | 68 | 62 | 91% | 157 | 142 | 1229 | 1073 | 87% |
| | | All program completers, 2020-21 | 7 | | | | 142 | 235 | 223 | 95% |
| | | All program completers, 2019-20 | 3 | | | | 142 | 58 | 54 | 93% |
| | | All program completers, 2018-19 | | | | | | 9 | | |
| CORE ACADEMIC SKILLS FOR EDUCATORS: READING (5713) Test Company: ETS Score Range: 100-200 | | All enrolled students who have completed all nonclinical courses, 2020-21 | | | | | | 204 | 166 | 81% |
| | | Other enrolled students, 2020-21 | 53 | 35 | 66% | 160 | 156 | 1257 | 1007 | 80% |
| | | All program completers, 2020-21 | 7 | | | | 156 | 222 | 200 | 90% |
| | | All program completers, 2019-20 | 2 | | | | 156 | 48 | 45 | 94% |
| | | All program completers, 2018-19 | | | | | | 8 | | |


Single Assessment Institution-Level Pass Rate Data: Traditional Teacher Preparation Program Within IHE

|  | | HEOA - Title II 2020 - 2021 Academic Year | | | | | | | | |
|--|--|---|--------------------------|---------------------------|-------------------------|------------------------------------|-----------------------------------|--------------------------|---------------------------|---------------------|
| Institution Name | | Slippery Rock Univ of PA | | | | | | | | |
| Institution Code | | 2658 | | | | | | | | |
| State | | Pennsylvania | | | | | | | | |
| | | | | | | | April 4, 2022 | | | |
| Assessment Information ¹ | | Group | Number Taking Assessment | Number Passing Assessment | Institutional Pass Rate | Institutional Average Scaled Score | Assessment Cut Score ² | Statewide | | |
| | | | | | | | | Number Taking Assessment | Number Passing Assessment | Statewide Pass Rate |
| CORE ACADEMIC SKILLS FOR EDUCATORS: WRITING (5723) Test Company: ETS Score Range: 100-200 | | All enrolled students who have completed all nonclinical courses, 2020-21 | 1 | | | | 162 | 281 | 172 | 61% |
| | | Other enrolled students, 2020-21 | 92 | 44 | 48% | 159 | 162 | 1633 | 974 | 60% |
| | | All program completers, 2020-21 | 12 | 11 | 92% | 166 | 162 | 285 | 215 | 75% |
| | | All program completers, 2019-20 | 2 | | | | 162 | 66 | 50 | 76% |
| | | All program completers, 2018-19 | 1 | | | | 162 | 11 | 10 | 91% |
| EARTH AND SPACE SCIENCES - CK (5571) Test Company: ETS Score Range: 100-200 | | All enrolled students who have completed all nonclinical courses, 2020-21 | | | | | | 3 | | |
| | | Other enrolled students, 2020-21 | | | | | | 3 | | |
| | | All program completers, 2020-21 | | | | | | 21 | 20 | 95% |
| | | All program completers, 2019-20 | | | | | | 16 | 13 | 81% |
| | | All program completers, 2018-19 | 1 | | | | 157 | 16 | 14 | 88% |
| ED OF DEAF AND HARD OF HEARING (5272) Test Company: ETS Score Range: 100-200 | | All enrolled students who have completed all nonclinical courses, 2020-21 | | | | | | | | |
| | | Other enrolled students, 2020-21 | | | | | | 1 | | |
| | | All program completers, 2020-21 | | | | | | 13 | 10 | 77% |
| | | All program completers, 2019-20 | | | | | | 6 | | |
| | | All program completers, 2018-19 | | | | | | 10 | 10 | 100% |
| ENGLISH LANGUAGE ARTS: CK (5038) Test Company: ETS Score Range: 100-200 | | All enrolled students who have completed all nonclinical courses, 2020-21 | | | | | | 45 | 38 | 84% |
| | | Other enrolled students, 2020-21 | 3 | | | | 167 | 86 | 75 | 87% |
| | | All program completers, 2020-21 | 16 | 14 | 88% | 181 | 167 | 339 | 325 | 96% |
| | | All program completers, 2019-20 | 14 | 14 | 100% | 180 | 167 | 315 | 297 | 94% |
| | | All program completers, 2018-19 | 18 | 16 | 89% | 179 | 167 | 301 | 286 | 95% |


Single Assessment Institution-Level Pass Rate Data: Traditional Teacher Preparation Program Within IHE

|  | | HEOA - Title II 2020 - 2021 Academic Year | | | | | | | | |
|--|--|---|--------------------------|---------------------------|-------------------------|------------------------------------|-----------------------------------|--------------------------|---------------------------|---------------------|
| Institution Name | | Slippery Rock Univ of PA | | | | | | | | |
| Institution Code | | 2658 | | | | | | | | |
| State | | Pennsylvania | | | | | | | | |
| | | | | | | | April 4, 2022 | | | |
| Assessment Information ¹ | | Group | Number Taking Assessment | Number Passing Assessment | Institutional Pass Rate | Institutional Average Scaled Score | Assessment Cut Score ² | Statewide | | |
| | | | | | | | | Number Taking Assessment | Number Passing Assessment | Statewide Pass Rate |
| FAMILY AND CONSUMER SCIENCES (5122) Test Company: ETS Score Range: 100-200 | | All enrolled students who have completed all nonclinical courses, 2020-21 | | | | | | 1 | | |
| | | Other enrolled students, 2020-21 | | | | | | 6 | | |
| | | All program completers, 2020-21 | | | | | | 5 | | |
| | | All program completers, 2019-20 | | | | | | 3 | | |
| | | All program completers, 2018-19 | | | | | | 5 | | |
| FRENCH WORLD LANGUAGE (5174) Test Company: ETS Score Range: 100-200 | | All enrolled students who have completed all nonclinical courses, 2020-21 | | | | | | 2 | | |
| | | Other enrolled students, 2020-21 | | | | | | 1 | | |
| | | All program completers, 2020-21 | | | | | | 4 | | |
| | | All program completers, 2019-20 | | | | | | 2 | | |
| | | All program completers, 2018-19 | | | | | | 4 | | |
| FUNDAMENTAL SUBJECTS (5511) Test Company: ETS Score Range: 100-200 | | All enrolled students who have completed all nonclinical courses, 2020-21 | 2 | | | | 150 | 82 | 75 | 91% |
| | | Other enrolled students, 2020-21 | 14 | 13 | 93% | 161 | 150 | 218 | 202 | 93% |
| | | All program completers, 2020-21 | 29 | 28 | 97% | 174 | 150 | 631 | 617 | 98% |
| | | All program completers, 2019-20 | 46 | 46 | 100% | 173 | 150 | 635 | 615 | 97% |
| | | All program completers, 2018-19 | 26 | 26 | 100% | 176 | 150 | 663 | 651 | 98% |
| GENERAL SCI CONTENT KNOWLEDGE (0435) Test Company: ETS Score Range: 100-200 | | All enrolled students who have completed all nonclinical courses, 2020-21 | | | | | | 4 | | |
| | | Other enrolled students, 2020-21 | | | | | | 3 | | |
| | | All program completers, 2020-21 | | | | | | 15 | 14 | 93% |
| | | All program completers, 2019-20 | 2 | | | | 146 | 16 | 15 | 94% |
| | | All program completers, 2018-19 | 1 | | | | 146 | 12 | 11 | 92% |


Single Assessment Institution-Level Pass Rate Data: Traditional Teacher Preparation Program Within IHE

|  | | HEOA - Title II 2020 - 2021 Academic Year | | | | | | | | |
|--|---|--|--------------------------|---------------------------|-------------------------|------------------------------------|-----------------------------------|--------------------------|---------------------------|---------------------|
| Institution Name | | Slippery Rock Univ of PA | | | | | | | | |
| Institution Code | | 2658 | | | | | | | | |
| State | | Pennsylvania | | | | | | | | |
| | | | | | | | April 4, 2022 | | | |
| Assessment Information ¹ | | Group | Number Taking Assessment | Number Passing Assessment | Institutional Pass Rate | Institutional Average Scaled Score | Assessment Cut Score ² | Statewide | | |
| | | | | | | | | Number Taking Assessment | Number Passing Assessment | Statewide Pass Rate |
| GERMAN WORLD LANGUAGE (5183) Test Company: ETS Score Range: 100-200 | All enrolled students who have completed all nonclinical courses, 2020-21 | | | | | | | | | |
| | Other enrolled students, 2020-21 | | | | | | | | | |
| | All program completers, 2020-21 | | | | | | 1 | | | |
| | All program completers, 2019-20 | | | | | | 3 | | | |
| | All program completers, 2018-19 | | | | | | 2 | | | |
| HEALTH AND PE (5857) Test Company: ETS Score Range: 100-200 | All enrolled students who have completed all nonclinical courses, 2020-21 | 1 | | | | 160 | 22 | 15 | 68% | 165 |
| | Other enrolled students, 2020-21 | 1 | | | | 160 | 23 | 18 | 78% | 163 |
| | All program completers, 2020-21 | 19 | 16 | 84% | 167 | 160 | 148 | 130 | 88% | 168 |
| | All program completers, 2019-20 | 30 | 28 | 93% | 167 | 160 | 168 | 150 | 89% | 167 |
| | All program completers, 2018-19 | 15 | 14 | 93% | 170 | 160 | 132 | 120 | 91% | 169 |
| HEALTH EDUCATION (5551) Test Company: ETS Score Range: 100-200 | All enrolled students who have completed all nonclinical courses, 2020-21 | | | | | | 6 | | | |
| | Other enrolled students, 2020-21 | | | | | | 1 | | | |
| | All program completers, 2020-21 | | | | | | 12 | 10 | 83% | 167 |
| | All program completers, 2019-20 | | | | | | 24 | 17 | 71% | 160 |
| | All program completers, 2018-19 | | | | | | 16 | 10 | 63% | 162 |
| LATIN (5601) Test Company: ETS Score Range: 100-200 | All enrolled students who have completed all nonclinical courses, 2020-21 | | | | | | | | | |
| | Other enrolled students, 2020-21 | | | | | | | | | |
| | All program completers, 2020-21 | | | | | | | | | |
| | All program completers, 2019-20 | | | | | | 5 | | | |
| | All program completers, 2018-19 | | | | | | 5 | | | |


Single Assessment Institution-Level Pass Rate Data: Traditional Teacher Preparation Program Within IHE

| | | | | | | | | | | | |
|---|--|---|--------------------------|---------------------------|-------------------------|------------------------------------|-----------------------------------|--------------------------|---------------------------|---------------------|--------------------------------|
|  | | HEOA - Title II 2020 - 2021 Academic Year | | | | | | | | | |
| Institution Name | | Slippery Rock Univ of PA | | | | | | | | | |
| Institution Code | | 2658 | | | | | | | | | |
| State | | Pennsylvania | | | | | | | | | |
| | | | | | | | April 4, 2022 | | | | |
| | | | | | | | Statewide | | | | |
| Assessment Information ¹ | | Group | Number Taking Assessment | Number Passing Assessment | Institutional Pass Rate | Institutional Average Scaled Score | Assessment Cut Score ² | Number Taking Assessment | Number Passing Assessment | Statewide Pass Rate | Statewide Average Scaled Score |
| MATHEMATICS CONTENT KNOWLEDGE (5161) Test Company: ETS Score Range: 100-200 | | All enrolled students who have completed all nonclinical courses, 2020-21 | 3 | | | | 160 | 29 | 10 | 34% | 155 |
| | | Other enrolled students, 2020-21 | 1 | | | | 160 | 58 | 38 | 66% | 163 |
| | | All program completers, 2020-21 | 7 | | | | 160 | 175 | 100 | 57% | 162 |
| | | All program completers, 2019-20 | 2 | | | | 160 | 180 | 106 | 59% | 163 |
| | | All program completers, 2018-19 | 5 | | | | 160 | 168 | 114 | 68% | 164 |
| MUSIC CONTENT KNOWLEDGE (0113) Test Company: ETS Score Range: 100-200 | | All enrolled students who have completed all nonclinical courses, 2020-21 | 1 | | | | 158 | 24 | 21 | 88% | 170 |
| | | Other enrolled students, 2020-21 | | | | | | 48 | 42 | 88% | 172 |
| | | All program completers, 2020-21 | 10 | 9 | 90% | 175 | 158 | 221 | 210 | 95% | 172 |
| | | All program completers, 2019-20 | 12 | 11 | 92% | 170 | 158 | 199 | 180 | 90% | 170 |
| | | All program completers, 2018-19 | 9 | | | | 158 | 236 | 220 | 93% | 172 |
| PA 4-8 CORE SUBJ CONC ENG LANG ARTS (5156) Test Company: ETS Score Range: 100-200 | | All enrolled students who have completed all nonclinical courses, 2020-21 | | | | | | 8 | | | |
| | | Other enrolled students, 2020-21 | | | | | | 10 | 9 | 90% | 167 |
| | | All program completers, 2020-21 | 1 | | | | 156 | 50 | 41 | 82% | 167 |
| | | All program completers, 2019-20 | 1 | | | | 156 | 52 | 45 | 87% | 168 |
| | | All program completers, 2018-19 | 1 | | | | 156 | 61 | 56 | 92% | 168 |
| PA 4-8 CORE SUBJ CONC MATHEMATICS (5158) Test Company: ETS Score Range: 100-200 | | All enrolled students who have completed all nonclinical courses, 2020-21 | | | | | | 17 | 9 | 53% | 169 |
| | | Other enrolled students, 2020-21 | 2 | | | | 173 | 27 | 19 | 70% | 179 |
| | | All program completers, 2020-21 | 6 | | | | 173 | 94 | 65 | 69% | 177 |
| | | All program completers, 2019-20 | 8 | | | | 173 | 119 | 89 | 75% | 179 |
| | | All program completers, 2018-19 | 3 | | | | 173 | 89 | 67 | 75% | 177 |


Single Assessment Institution-Level Pass Rate Data: Traditional Teacher Preparation Program Within IHE

| | | | | | | | | | | | |
|---|--|---|--------------------------|---------------------------|-------------------------|------------------------------------|-----------------------------------|--------------------------|---------------------------|---------------------|--------------------------------|
|  | | <div>HEOA - Title II</div> <div>2020 - 2021 Academic Year</div> | | | | | | | | | |
| Institution Name | | Slippery Rock Univ of PA | | | | | | | | | |
| Institution Code | | 2658 | | | | | | | | | |
| State | | Pennsylvania | | | | | | | | | |
| | | | | | | | Statewide | | | | April 4, 2022 |
| Assessment Information ¹ | | Group | Number Taking Assessment | Number Passing Assessment | Institutional Pass Rate | Institutional Average Scaled Score | Assessment Cut Score ² | Number Taking Assessment | Number Passing Assessment | Statewide Pass Rate | Statewide Average Scaled Score |
| PA 4-8 CORE SUBJ CONC SCIENCE (5159) Test Company: ETS Score Range: 100-200 | | All enrolled students who have completed all nonclinical courses, 2020-21 | | | | | | 2 | | | |
| | | Other enrolled students, 2020-21 | | | | | | 19 | 14 | 74% | 161 |
| | | All program completers, 2020-21 | 4 | | | | 156 | 67 | 56 | 84% | 166 |
| | | All program completers, 2019-20 | 2 | | | | 156 | 72 | 63 | 88% | 167 |
| | | All program completers, 2018-19 | 3 | | | | 156 | 79 | 67 | 85% | 165 |
| PA 4-8 CORE SUBJ CONC SOCIAL STUDIES (5157) Test Company: ETS Score Range: 100-200 | | All enrolled students who have completed all nonclinical courses, 2020-21 | | | | | | 14 | 7 | 50% | 148 |
| | | Other enrolled students, 2020-21 | 1 | | | | 150 | 13 | 12 | 92% | 163 |
| | | All program completers, 2020-21 | 1 | | | | 150 | 47 | 31 | 66% | 155 |
| | | All program completers, 2019-20 | 1 | | | | 150 | 46 | 38 | 83% | 159 |
| | | All program completers, 2018-19 | | | | | | 36 | 33 | 92% | 163 |
| PA 4-8 CORE SUBTEST ENG LANG ARTS SOC STUDIES (5154) Test Company: ETS Score Range: 100-200 | | All enrolled students who have completed all nonclinical courses, 2020-21 | | | | | | 48 | 28 | 58% | 154 |
| | | Other enrolled students, 2020-21 | 4 | | | | 152 | 60 | 48 | 80% | 163 |
| | | All program completers, 2020-21 | 11 | 8 | 73% | 157 | 152 | 257 | 200 | 78% | 161 |
| | | All program completers, 2019-20 | 12 | 10 | 83% | 163 | 152 | 294 | 237 | 81% | 162 |
| | | All program completers, 2018-19 | 7 | | | | 152 | 269 | 221 | 82% | 161 |
| PA 4-8 CORE SUBTEST MATH AND SCIENCE (5155) Test Company: ETS Score Range: 100-200 | | All enrolled students who have completed all nonclinical courses, 2020-21 | | | | | | 48 | 27 | 56% | 166 |
| | | Other enrolled students, 2020-21 | 4 | | | | 164 | 64 | 51 | 80% | 174 |
| | | All program completers, 2020-21 | 11 | 10 | 91% | 175 | 164 | 257 | 205 | 80% | 174 |
| | | All program completers, 2019-20 | 12 | 10 | 83% | 178 | 164 | 294 | 239 | 81% | 175 |
| | | All program completers, 2018-19 | 7 | | | | 164 | 269 | 225 | 84% | 174 |


Single Assessment Institution-Level Pass Rate Data: Traditional Teacher Preparation Program Within IHE

|  | | HEOA - Title II 2020 - 2021 Academic Year | | | | | | | | |
|--|--|---|--------------------------------|---------------------------------|----------------------------|--|--------------------------------------|--------------------------------|---------------------------------|------------------------|
| Institution Name | | Slippery Rock Univ of PA | | | | | | | | |
| Institution Code | | 2658 | | | | | | | | |
| State | | Pennsylvania | | | | | | | | |
| | | | | | | | April 4, 2022 | | | |
| Assessment Information ¹ | | Group | Number Taking Assessment | Number Passing Assessment | Institutional Pass Rate | Institutional Average Scaled Score | Assessment Cut Score ² | Statewide | | |
| | | | | | | | | Number Taking Assessment | Number Passing Assessment | Statewide Pass Rate |
| PA 4-8 CORE SUBTEST PEDAGOGY (5153) Test Company: ETS Score Range: 100-200 | | All enrolled students who have completed all nonclinical courses, 2020-21 | | | | | | 51 | 40 | 78% |
| | | Other enrolled students, 2020-21 | 5 | | | | 162 | 55 | 51 | 93% |
| | | All program completers, 2020-21 | 11 | 9 | 82% | 167 | 162 | 258 | 231 | 90% |
| | | All program completers, 2019-20 | 12 | 12 | 100% | 177 | 162 | 292 | 285 | 98% |
| | | All program completers, 2018-19 | 7 | | | | 162 | 267 | 261 | 98% |
| PHYSICS CONTENT KNOWLEDGE (5265) Test Company: ETS Score Range: 100-200 | | All enrolled students who have completed all nonclinical courses, 2020-21 | 1 | | | | 140 | 5 | | |
| | | Other enrolled students, 2020-21 | | | | | | 9 | | |
| | | All program completers, 2020-21 | 2 | | | | 140 | 22 | 21 | 95% |
| | | All program completers, 2019-20 | 1 | | | | 140 | 17 | 17 | 100% |
| | | All program completers, 2018-19 | | | | | | 15 | 15 | 100% |
| PROFESSIONAL SCHOOL COUNSELOR (5421) Test Company: ETS Score Range: 100-200 | | All enrolled students who have completed all nonclinical courses, 2020-21 | | | | | | | | |
| | | Other enrolled students, 2020-21 | | | | | | 1 | | |
| | | All program completers, 2020-21 | | | | | | | | |
| | | All program completers, 2019-20 | | | | | | | | |
| | | All program completers, 2018-19 | | | | | | | | |
| READING SPECIALIST II (5301) Test Company: ETS Score Range: 100-200 | | All enrolled students who have completed all nonclinical courses, 2020-21 | | | | | | | | |
| | | Other enrolled students, 2020-21 | | | | | | 1 | | |
| | | All program completers, 2020-21 | | | | | | 13 | 12 | 92% |
| | | All program completers, 2019-20 | | | | | | 7 | | |
| | | All program completers, 2018-19 | | | | | | 4 | | |


Single Assessment Institution-Level Pass Rate Data: Traditional Teacher Preparation Program Within IHE

|  | | HEOA - Title II 2020 - 2021 Academic Year | | | | | | | | |
|--|---|--|---------------------------|-------------------------|------------------------------------|-----------------------------------|--------------------------|---------------------------|---------------------|--------------------------------|
| Institution Name | | Slippery Rock Univ of PA | | | | | | | | |
| Institution Code | | 2658 | | | | | | | | |
| State | | Pennsylvania | | | | | | | | |
| | | | | | | | April 4, 2022 | | | |
| | | | | | | | Statewide | | | |
| Assessment Information ¹ | Group | Number Taking Assessment | Number Passing Assessment | Institutional Pass Rate | Institutional Average Scaled Score | Assessment Cut Score ² | Number Taking Assessment | Number Passing Assessment | Statewide Pass Rate | Statewide Average Scaled Score |
| SE CORE KNOWLEDGE & APPLICATIONS (5354) Test Company: ETS Score Range: 100-200 | All enrolled students who have completed all nonclinical courses, 2020-21 | | | | | | 1 | | | |
| | Other enrolled students, 2020-21 | 14 | 13 | 93% | 171 | 151 | 15 | 14 | 93% | 171 |
| | All program completers, 2020-21 | | | | | | 6 | | | |
| | All program completers, 2019-20 | | | | | | | | | |
| | All program completers, 2018-19 | | | | | | | | | |
| SE TEACHING STU WVISUAL IMPAIRMENT (5282) Test Company: ETS Score Range: 100-200 | All enrolled students who have completed all nonclinical courses, 2020-21 | | | | | | | | | |
| | Other enrolled students, 2020-21 | | | | | | 8 | | | |
| | All program completers, 2020-21 | | | | | | 11 | 11 | 100% | 171 |
| | All program completers, 2019-20 | | | | | | 14 | 13 | 93% | 171 |
| | All program completers, 2018-19 | | | | | | 9 | | | |
| SOCIAL STUDIES CONTENT KNOWLEDGE (0081) Test Company: ETS Score Range: 100-200 | All enrolled students who have completed all nonclinical courses, 2020-21 | 4 | | | | 157 | 60 | 43 | 72% | 165 |
| | Other enrolled students, 2020-21 | 4 | | | | 157 | 110 | 90 | 82% | 171 |
| | All program completers, 2020-21 | 23 | 20 | 87% | 171 | 157 | 364 | 314 | 86% | 168 |
| | All program completers, 2019-20 | 13 | 11 | 85% | 165 | 157 | 332 | 290 | 87% | 169 |
| | All program completers, 2018-19 | 22 | 20 | 91% | 169 | 157 | 360 | 302 | 84% | 169 |
| SPANISH WORLD LANGUAGE (5195) Test Company: ETS Score Range: 100-200 | All enrolled students who have completed all nonclinical courses, 2020-21 | | | | | | 4 | | | |
| | Other enrolled students, 2020-21 | | | | | | 10 | 6 | 60% | 164 |
| | All program completers, 2020-21 | | | | | | 26 | 12 | 46% | 164 |
| | All program completers, 2019-20 | 1 | | | | 168 | 24 | 18 | 75% | 170 |
| | All program completers, 2018-19 | | | | | | 26 | 20 | 77% | 176 |


Single Assessment Institution-Level Pass Rate Data: Traditional Teacher Preparation Program Within IHE

|  | | HEOA - Title II 2020 - 2021 Academic Year | | | | | | | | |
|---|--|---|--------------------------|---------------------------|-------------------------|------------------------------------|-----------------------------------|--------------------------|---------------------------|--------------------------------|
| Institution Name | | Slippery Rock Univ of PA | | | | | | | | |
| Institution Code | | 2658 | | | | | | | | |
| State | | Pennsylvania | | | | | | | | |
| | | | | | | | April 4, 2022 | | | |
| Assessment Information ¹ | | Group | Number Taking Assessment | Number Passing Assessment | Institutional Pass Rate | Institutional Average Scaled Score | Assessment Cut Score ² | Statewide | | |
| | | | | | | | | Number Taking Assessment | Number Passing Assessment | Statewide Pass Rate |
| | | | | | | | | | | Statewide Average Scaled Score |
| SPEECH COMMUNICATION: CK (5221) Test Company: ETS Score Range: 100-200 | | All enrolled students who have completed all nonclinical courses, 2020-21 | | | | | | 1 | | |
| | | Other enrolled students, 2020-21 | | | | | | | | |
| | | All program completers, 2020-21 | | | | | | 5 | | |
| | | All program completers, 2019-20 | | | | | | 2 | | |
| | | All program completers, 2018-19 | | | | | | | | |
| SPEECH LANGUAGE PATHOLOGY (5331) Test Company: ETS Score Range: 100-200 | | All enrolled students who have completed all nonclinical courses, 2020-21 | | | | | | | | |
| | | Other enrolled students, 2020-21 | | | | | | 58 | 58 | 100% |
| | | All program completers, 2020-21 | | | | | | 81 | 80 | 99% |
| | | All program completers, 2019-20 | | | | | | 96 | 96 | 100% |
| | | All program completers, 2018-19 | | | | | | 119 | 118 | 99% |
| TECHNOLOGY EDUCATION (5051) Test Company: ETS Score Range: 100-200 | | All enrolled students who have completed all nonclinical courses, 2020-21 | | | | | | | | |
| | | Other enrolled students, 2020-21 | | | | | | 3 | | |
| | | All program completers, 2020-21 | | | | | | 14 | 14 | 100% |
| | | All program completers, 2019-20 | | | | | | 12 | 12 | 100% |
| | | All program completers, 2018-19 | | | | | | 16 | 16 | 100% |
| PAPA - MODULE 1 READING (ESP0001) Test Company: E.S. Pearson* Score Range: 100-300 | | All enrolled students who have completed all nonclinical courses, 2020-21 | | | | | | 71 | 48 | 68% |
| | | Other enrolled students, 2020-21 | 12 | 6 | 50% | 209 | 220 | 307 | 185 | 60% |
| | | All program completers, 2020-21 | 8 | | | | 220 | 272 | 241 | 89% |
| | | All program completers, 2019-20 | 9 | | | | 220 | 355 | 317 | 89% |
| | | All program completers, 2018-19 | 20 | 19 | 95% | 230 | 220 | 461 | 420 | 91% |


Single Assessment Institution-Level Pass Rate Data: Traditional Teacher Preparation Program Within IHE

|  | | HEOA - Title II 2020 - 2021 Academic Year | | | | | | | | |
|---|--|---|--------------------------|---------------------------|-------------------------|------------------------------------|-----------------------------------|--------------------------|---------------------------|---------------------|
| Institution Name | | Slippery Rock Univ of PA | | | | | | | | |
| Institution Code | | 2658 | | | | | | | | |
| State | | Pennsylvania | | | | | | | | |
| | | | | | | | April 4, 2022 | | | |
| Assessment Information ¹ | | Group | Number Taking Assessment | Number Passing Assessment | Institutional Pass Rate | Institutional Average Scaled Score | Assessment Cut Score ² | Statewide | | |
| | | | | | | | | Number Taking Assessment | Number Passing Assessment | Statewide Pass Rate |
| PAPA - MODULE 2 MATH (ESP0002) Test Company: E.S. Pearson* Score Range: 100-300 | | All enrolled students who have completed all nonclinical courses, 2020-21 | | | | | | 71 | 55 | 77% |
| | | Other enrolled students, 2020-21 | 16 | 10 | 63% | 185 | 193 | 297 | 187 | 63% |
| | | All program completers, 2020-21 | 12 | 10 | 83% | 218 | 193 | 278 | 259 | 93% |
| | | All program completers, 2019-20 | 10 | 10 | 100% | 230 | 197 | 366 | 303 | 83% |
| | | All program completers, 2018-19 | 22 | 20 | 91% | 220 | 197 | 471 | 420 | 89% |
| PAPA - MODULE 3 WRITING (ESP0003) Test Company: E.S. Pearson* Score Range: 100-300 | | All enrolled students who have completed all nonclinical courses, 2020-21 | 1 | | | | 220 | 100 | 61 | 61% |
| | | Other enrolled students, 2020-21 | 19 | 11 | 58% | 201 | 220 | 407 | 248 | 61% |
| | | All program completers, 2020-21 | 11 | 11 | 100% | 235 | 220 | 386 | 339 | 88% |
| | | All program completers, 2019-20 | 11 | 11 | 100% | 232 | 220 | 401 | 360 | 90% |
| | | All program completers, 2018-19 | 23 | 23 | 100% | 234 | 220 | 479 | 447 | 93% |
| PECT PREK-4 - MODULE 1 (ESP0006) Test Company: E.S. Pearson* Score Range: 100-300 | | All enrolled students who have completed all nonclinical courses, 2020-21 | 5 | | | | 197 | 467 | 374 | 80% |
| | | Other enrolled students, 2020-21 | 72 | 57 | 79% | 215 | 197 | 633 | 497 | 79% |
| | | All program completers, 2020-21 | 158 | 130 | 82% | 219 | 197 | 2540 | 2259 | 89% |
| | | All program completers, 2019-20 | 106 | 95 | 90% | 219 | 197 | 2549 | 2307 | 91% |
| | | All program completers, 2018-19 | 115 | 105 | 91% | 220 | 197 | 2540 | 2322 | 91% |
| PECT PREK-4 - MODULE 2 (ESP0007) Test Company: E.S. Pearson* Score Range: 100-300 | | All enrolled students who have completed all nonclinical courses, 2020-21 | 5 | | | | 193 | 449 | 342 | 76% |
| | | Other enrolled students, 2020-21 | 50 | 34 | 68% | 204 | 193 | 541 | 400 | 74% |
| | | All program completers, 2020-21 | 155 | 122 | 79% | 210 | 193 | 2518 | 2130 | 85% |
| | | All program completers, 2019-20 | 103 | 77 | 75% | 215 | 193 | 2541 | 2221 | 87% |
| | | All program completers, 2018-19 | 113 | 96 | 85% | 215 | 193 | 2533 | 2245 | 89% |


Single Assessment Institution-Level Pass Rate Data: Traditional Teacher Preparation Program Within IHE

| | | | | | | | | | | | |
|---|---|---|---------------------------|-------------------------|------------------------------------|-----------------------------------|--------------------------|---------------------------|---------------------|--------------------------------|---------------|
|  | | <div>HEOA - Title II</div> <div>2020 - 2021 Academic Year</div> | | | | | | | | | |
| Institution Name | | Slippery Rock Univ of PA | | | | | | | | | |
| Institution Code | | 2658 | | | | | | | | | |
| State | | Pennsylvania | | | | | | | | | |
| | | | | | | | Statewide | | | | April 4, 2022 |
| Assessment Information ¹ | Group | Number Taking Assessment | Number Passing Assessment | Institutional Pass Rate | Institutional Average Scaled Score | Assessment Cut Score ² | Number Taking Assessment | Number Passing Assessment | Statewide Pass Rate | Statewide Average Scaled Score | |
| PECT PREK-4 - MODULE 3 (ESP0008) Test Company: E.S. Pearson* Score Range: 100-300 | All enrolled students who have completed all nonclinical courses, 2020-21 | 5 | | | | 193 | 438 | 292 | 67% | 208 | |
| | Other enrolled students, 2020-21 | 45 | 34 | 76% | 208 | 193 | 530 | 346 | 65% | 206 | |
| | All program completers, 2020-21 | 155 | 108 | 70% | 214 | 193 | 2513 | 1927 | 77% | 217 | |
| | All program completers, 2019-20 | 103 | 81 | 79% | 219 | 193 | 2539 | 1981 | 78% | 218 | |
| | All program completers, 2018-19 | 112 | 78 | 70% | 213 | 193 | 2528 | 1992 | 79% | 218 | |
| PECT SPEC ED 7-12 - MODULE 1 (ESP0015) Test Company: E.S. Pearson* Score Range: 100-300 | All enrolled students who have completed all nonclinical courses, 2020-21 | | | | | | 11 | 7 | 64% | 232 | |
| | Other enrolled students, 2020-21 | | | | | | 7 | | | | |
| | All program completers, 2020-21 | | | | | | 47 | 44 | 94% | 242 | |
| | All program completers, 2019-20 | | | | | | 67 | 65 | 97% | 249 | |
| | All program completers, 2018-19 | | | | | | 54 | 53 | 98% | 253 | |
| PECT SPEC ED 7-12 - MODULE 2 (ESP0016) Test Company: E.S. Pearson* Score Range: 100-300 | All enrolled students who have completed all nonclinical courses, 2020-21 | | | | | | 11 | 8 | 73% | 225 | |
| | Other enrolled students, 2020-21 | | | | | | 7 | | | | |
| | All program completers, 2020-21 | | | | | | 47 | 43 | 91% | 241 | |
| | All program completers, 2019-20 | | | | | | 67 | 62 | 93% | 246 | |
| | All program completers, 2018-19 | | | | | | 54 | 52 | 96% | 248 | |
| PECT SPEC ED PREK-8 - MODULE 1 (ESP0011) Test Company: E.S. Pearson* Score Range: 100-300 | All enrolled students who have completed all nonclinical courses, 2020-21 | 1 | | | | 220 | 187 | 124 | 66% | 227 | |
| | Other enrolled students, 2020-21 | | | | | | 111 | 73 | 66% | 226 | |
| | All program completers, 2020-21 | 108 | 78 | 72% | 229 | 220 | 1031 | 776 | 75% | 233 | |
| | All program completers, 2019-20 | 75 | 54 | 72% | 232 | 220 | 1145 | 918 | 80% | 235 | |
| | All program completers, 2018-19 | 85 | 57 | 67% | 226 | 220 | 1140 | 913 | 80% | 234 | |


Single Assessment Institution-Level Pass Rate Data: Traditional Teacher Preparation Program Within IHE

|  | | HEOA - Title II 2020 - 2021 Academic Year | | | | | | | | |
|--|--|---|--------------------------|---------------------------|-------------------------|------------------------------------|-----------------------------------|--------------------------|---------------------------|---------------------|
| Institution Name | | Slippery Rock Univ of PA | | | | | | | | |
| Institution Code | | 2658 | | | | | | | | |
| State | | Pennsylvania | | | | | | | | |
| | | | | | | | April 4, 2022 | | | |
| Assessment Information ¹ | | Group | Number Taking Assessment | Number Passing Assessment | Institutional Pass Rate | Institutional Average Scaled Score | Assessment Cut Score ² | Statewide | | |
| | | | | | | | | Number Taking Assessment | Number Passing Assessment | Statewide Pass Rate |
| PECT SPEC ED PREK-8 - MODULE 2 (ESP0012) Test Company: E.S. Pearson* Score Range: 100-300 | | All enrolled students who have completed all nonclinical courses, 2020-21 | 1 | | | | 220 | 180 | 117 | 65% |
| | | Other enrolled students, 2020-21 | | | | | | 98 | 65 | 66% |
| | | All program completers, 2020-21 | 106 | 76 | 72% | 228 | 220 | 1016 | 760 | 75% |
| | | All program completers, 2019-20 | 74 | 47 | 64% | 226 | 220 | 1132 | 878 | 78% |
| | | All program completers, 2018-19 | 83 | 52 | 63% | 228 | 220 | 1136 | 897 | 79% |
| MATHEMATICS (ABC0005) Test Company: ABCTE* Score Range: 0-500 | | All enrolled students who have completed all nonclinical courses, 2020-21 | | | | | | | | |
| | | Other enrolled students, 2020-21 | | | | | | 1 | | |
| | | All program completers, 2020-21 | | | | | | | | |
| | | All program completers, 2019-20 | | | | | | | | |
| | | All program completers, 2018-19 | | | | | | 1 | | |
| PROFESSIONAL TEACHING KNOWLEDGE (ABC0008) Test Company: ABCTE* Score Range: 0-500 | | All enrolled students who have completed all nonclinical courses, 2020-21 | | | | | | | | |
| | | Other enrolled students, 2020-21 | | | | | | 1 | | |
| | | All program completers, 2020-21 | | | | | | | | |
| | | All program completers, 2019-20 | | | | | | | | |
| | | All program completers, 2018-19 | | | | | | 1 | | |
| OPI ARABIC (ACT1001) Test Company: ACTFL* Score Range: 1-10 | | All enrolled students who have completed all nonclinical courses, 2020-21 | | | | | | | | |
| | | Other enrolled students, 2020-21 | | | | | | 1 | | |
| | | All program completers, 2020-21 | | | | | | | | |
| | | All program completers, 2019-20 | | | | | | | | |
| | | All program completers, 2018-19 | | | | | | | | |

Single Assessment Institution-Level Pass Rate Data: Traditional Teacher Preparation Program Within IHE


|  | | HEOA - Title II 2020 - 2021 Academic Year | | | | | | | | |
|--|--|---|--------------------------|---------------------------|-------------------------|------------------------------------|-----------------------------------|--------------------------|---------------------------|---------------------|
| Institution Name | | Slippery Rock Univ of PA | | | | | | | | |
| Institution Code | | 2658 | | | | | | | | |
| State | | Pennsylvania | | | | | | | | |
| | | | | | | | April 4, 2022 | | | |
| Assessment Information ¹ | | Group | Number Taking Assessment | Number Passing Assessment | Institutional Pass Rate | Institutional Average Scaled Score | Assessment Cut Score ² | Statewide | | |
| | | | | | | | | Number Taking Assessment | Number Passing Assessment | Statewide Pass Rate |
| OPI FRENCH (ACT1006) Test Company: ACTFL * Score Range: 1-10 | | All enrolled students who have completed all nonclinical courses, 2020-21 | | | | | | | | |
| | | Other enrolled students, 2020-21 | | | | | | | | |
| | | All program completers, 2020-21 | | | | | | 1 | | |
| | | All program completers, 2019-20 | | | | | | | | |
| | | All program completers, 2018-19 | | | | | | | | |
| OPI GERMAN (ACT1007) Test Company: ACTFL * Score Range: 1-10 | | All enrolled students who have completed all nonclinical courses, 2020-21 | | | | | | | | |
| | | Other enrolled students, 2020-21 | | | | | | | | |
| | | All program completers, 2020-21 | | | | | | 3 | | |
| | | All program completers, 2019-20 | | | | | | 1 | | |
| | | All program completers, 2018-19 | | | | | | | | |
| OPI RUSSIAN (ACT1017) Test Company: ACTFL * Score Range: 1-10 | | All enrolled students who have completed all nonclinical courses, 2020-21 | | | | | | | | |
| | | Other enrolled students, 2020-21 | | | | | | 2 | | |
| | | All program completers, 2020-21 | | | | | | 1 | | |
| | | All program completers, 2019-20 | | | | | | | | |
| | | All program completers, 2018-19 | | | | | | | | |
| OPI SPANISH (ACT1018) Test Company: ACTFL * Score Range: 1-10 | | All enrolled students who have completed all nonclinical courses, 2020-21 | | | | | | 7 | | |
| | | Other enrolled students, 2020-21 | | | | | | 11 | 10 | 91% |
| | | All program completers, 2020-21 | | | | | | 11 | 11 | 100% |
| | | All program completers, 2019-20 | | | | | | 2 | | |
| | | All program completers, 2018-19 | | | | | | 1 | | |

Single Assessment Institution-Level Pass Rate Data: *Traditional Teacher Preparation Program Within IHE*

| | | | | | | | | | | |
|--|---|--------------------------|---------------------------|-------------------------|------------------------------------|-----------------------------------|--------------------------|---------------------------|---------------------|--------------------------------|
|  | HEOA - Title II 2020 - 2021 Academic Year | | | | | | | | | |
| Institution Name | Slippery Rock Univ of PA | | | | | | | | | |
| Institution Code | 2658 | | | | | | | | | |
| State | Pennsylvania | | | | | | | | | |
| | Statewide | | | | | | | | | |
| Assessment Information ¹ | Group | Number Taking Assessment | Number Passing Assessment | Institutional Pass Rate | Institutional Average Scaled Score | Assessment Cut Score ² | Number Taking Assessment | Number Passing Assessment | Statewide Pass Rate | Statewide Average Scaled Score |
| OPIC ENGLISH (ACT3001) Test Company: ACTFL * Score Range: 1-10 | All enrolled students who have completed all nonclinical courses, 2020-21 | | | | | | | | | |
| | Other enrolled students, 2020-21 | | | | | | 9 | | | |
| | All program completers, 2020-21 | | | | | | | | | |
| | All program completers, 2019-20 | | | | | | | | | |
| | All program completers, 2018-19 | | | | | | | | | |
| OPIC SPANISH (ACT3002) Test Company: ACTFL * Score Range: 1-10 | All enrolled students who have completed all nonclinical courses, 2020-21 | | | | | | | | | |
| | Other enrolled students, 2020-21 | | | | | | 2 | | | |
| | All program completers, 2020-21 | | | | | | | | | |
| | All program completers, 2019-20 | | | | | | | | | |
| | All program completers, 2018-19 | | | | | | | | | |
| WPT FRENCH (ACT2005) Test Company: ACTFL * Score Range: 1-10 | All enrolled students who have completed all nonclinical courses, 2020-21 | | | | | | 2 | | | |
| | Other enrolled students, 2020-21 | | | | | | 1 | | | |
| | All program completers, 2020-21 | | | | | | 1 | | | |
| | All program completers, 2019-20 | | | | | | 2 | | | |
| | All program completers, 2018-19 | 1 | | | | 6 | 9 | | | |
| WPT GERMAN (ACT2006) Test Company: ACTFL * Score Range: 1-10 | All enrolled students who have completed all nonclinical courses, 2020-21 | | | | | | | | | |
| | Other enrolled students, 2020-21 | | | | | | 1 | | | |
| | All program completers, 2020-21 | | | | | | 2 | | | |
| | All program completers, 2019-20 | | | | | | 4 | | | |
| | All program completers, 2018-19 | | | | | | 2 | | | |

April 4, 2022

Single Assessment Institution-Level Pass Rate Data: *Traditional Teacher Preparation Program Within IHE*

| | | | | | | | | | | | | | |
|--|--|---|--------------------------|---------------------------|-------------------------|------------------------------------|-----------------------------------|--------------------------|---------------------------|---------------------|--------------------------------|--|--|
|  | | HEOA - Title II 2020 - 2021 Academic Year | | | | | | | | | | | |
| Institution Name | | Slippery Rock Univ of PA | | | | | | | | | | | |
| Institution Code | | 2658 | | | | | | | | | | | |
| State | | Pennsylvania | | | | | | | | | | | |
| | | | | | | | April 4, 2022 | | | | | | |
| | | | | | | | Statewide | | | | | | |
| Assessment Information ¹ | | Group | Number Taking Assessment | Number Passing Assessment | Institutional Pass Rate | Institutional Average Scaled Score | Assessment Cut Score ² | Number Taking Assessment | Number Passing Assessment | Statewide Pass Rate | Statewide Average Scaled Score | | |
| WPT RUSSIAN (ACT2014) Test Company: ACTFL* Score Range: 1-10 | | All enrolled students who have completed all nonclinical courses, 2020-21 | | | | | | | | | | | |
| | | Other enrolled students, 2020-21 | | | | | | | | | | | |
| | | All program completers, 2020-21 | | | | | | 1 | | | | | |
| | | All program completers, 2019-20 | | | | | | | | | | | |
| | | All program completers, 2018-19 | | | | | | | | | | | |
| WPT SPANISH (ACT2015) Test Company: ACTFL* Score Range: 1-10 | | All enrolled students who have completed all nonclinical courses, 2020-21 | | | | | | 6 | | | | | |
| | | Other enrolled students, 2020-21 | | | | | | 11 | 10 | 91% | 6 | | |
| | | All program completers, 2020-21 | | | | | | 13 | 13 | 100% | 7 | | |
| | | All program completers, 2019-20 | 1 | | | | 6 | 17 | 16 | 94% | 6 | | |
| | | All program completers, 2018-19 | | | | | | 23 | 23 | 100% | 7 | | |

Note: In cases where there are less than ten students taking the assessment or license/certificate, the number passing and pass rate are not reported.

¹Tests with multiple delivery options (computer, paper, etc.) will be noted with the assessment code for one format only.

²Cut scores may vary for groups depending upon when the cut scores are established by the state and when each group completed their teacher certification or licensure assessment.

*Questions regarding tests listed by this testing company must be addressed to your state Title II Coordinator.