

THE 2025-2026 ADMISSION PROCESS for the SRU BFA ACTING: ACTING PROGRAM

To enroll in the BFA Acting program (Acting Concentration) program, students must:

1. be admitted to Slippery Rock University – that process can be completed at: <https://admission.sru.edu/apply/>. Students are highly encouraged to apply by December 1, 2025. As an institution that uses a rolling admissions process, there is no deadline to apply but students who want to be considered for all SRU scholarships, must apply by December 1 and should audition as early as possible. Students must be admitted to SRU to receive a callback invitation.
2. successfully pass both phases (prescreens and callbacks) of the audition process.

PHASE 1 - The Audition Prescreen Process – ACCEPTD and Unified Auditions

Students must successfully pass the Phase 1 Prescreen process AND be admitted to the university to receive an invitation to our callback auditions. Invitations to Phase 2 Callbacks will be sent directly to students via email following the assessment of their prescreen materials and SRU application. Students can submit their prescreen audition videos through the [ACCEPTD](#) website or participate via one of the unified audition processes we will attend this year. Please reach out to BFATheatre@sru.edu for a current list of the unified events we are attending.

ACCEPTD Prescreen submissions are reviewed on a rolling basis as they are received. Students are encouraged to apply early for full consideration of all callback dates and scholarships. The final deadline to submit prescreens via ACCEPTD is January 11, 2026. If you are interested in being considered after this date, you must email BFATheatre@sru.edu to check if there are still any opportunities available.

PHASE 2 - The Callback Process

Applicants who successfully pass the Phase 1 prescreen audition and who have been admitted to SRU will be invited to complete Phase 2 at either an in-person, on-campus callback audition OR at one of the unified auditions we will attend.

The On-Campus Callback Audition will consist of an audition, personal interview, tour of the facilities, forum discussion with current students, tickets to a mainstage production or rehearsal, and several workshops with the Theatre Department faculty. The audition will allow the applicant to explore their prescreen audition materials while incorporating feedback from faculty members.

Callback Auditions are by invitation only.

Students must be admitted to Slippery Rock University and pass their Prescreen audition to receive a callback invitation.

On-campus Callback Auditions will take place on:

- **Friday, November 21, 2025**
- **Monday, February 16, 2026**
- **Friday, March 6, 2026**

A detailed itinerary for on-campus callback auditions will be shared at a later date with invited applicants, but students should plan to be on campus for a majority of the day. Typical callback events run from around 9am to 10pm, if the student wishes to participate in all available events.

SRU will be participating in the following unified callbacks this year:

- **January 24-25, 2026** – New York Unifieds
- **February 3-4, 2026** – Chicago Unifieds

A virtual callback will be available on March 7, 2026 for students who are unable to attend any of the above in-person dates. However, if possible, an in-person callback should be prioritized. Reach out to BFATheatre@srु.edu for more information.

Students who successfully complete Phase 2 callbacks AND have been accepted to SRU are accepted into the BFA program.

Additional Information:

We encourage students to learn more about us at:

- Slippery Rock University: www.sru.edu
- SRU Theatre Department: www.sru.edu/theatre
- SRU Theatre Instagram: @SRUTheatre
- SRU Theatre Tiktok: @SRUTheatre
- SRU Dance Department: www.sru.edu/dance
- SRU Admissions Information: www.sru.edu/admissions

Questions can be directed to BFATheatre@srु.edu

BFA ACTING: ACTING CONCENTRATION AUDITION GUIDELINES

Through the [ACCEPTD](#) website, students may choose to audition for our BFA Acting Concentration, our BFA Musical Theatre Concentration, or both at the same time. If choosing both programs, be sure to submit the combined audition materials that are required for both and indicate your interest in being considered for both on your [ACCEPTD](#) application. Information regarding the BFA Musical Theatre Concentration can be found in the Musical Theatre Audition Schedule and Guidelines document on ACCEPTD. Spaces in both programs are competitive so we recommend that students audition early.

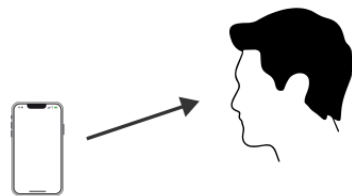


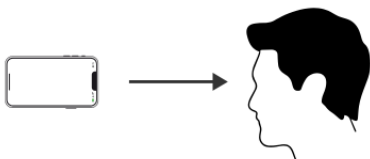



All materials will be collected via the [ACCEPTD](#) platform or received via unified events.

Do not email audition materials.

All applicants are required to upload a headshot and resume.

GENERAL INFORMATION AND TIPS

- Each piece should be filmed/uploaded as a separate piece of media. No continuous videos.
- Students are encouraged to use standard technology/recording devices available to them (i.e. smartphones, tablets, etc.)
- Solid-colored walls are ideal, but any background that does not steal the focus from your performance is desired.
- Take care that your space allows for adequate lighting. Having a lamp or window directly behind you will cast a shadow over your face. Keep the lighting source behind your recording device or to the side of you so that your face is lit.
- When using pre-recorded music, place the music source (the speaker) closer to *you* than it is to the device on which you are recording. By having the accompaniment near you, your voice and music will reach the microphone on your device in a more balanced manner.
- Before filming, do a trial run to test both your audio & visual presentation. Watch your video back to ensure everything looks AND sounds okay.
- Ensure the camera portion of your device is at eye level (see example). You can use a tripod built for a smartphone or tablet. If you do not have a tripod, consider using a stack of books on a desk or box. Filming in "landscape" (horizontally) is recommended.

	 <p>Portrait  Below eye level </p>  <p>Landscape  At eye level </p>
PRESCREEN INTRODUCTION "SLATE" VIDEO	<ul style="list-style-type: none"> Record one introduction "slate" video stating your name. If you would like to include your pronouns, state them as well. Please speak loudly (project your voice) and clearly (articulate) directly at the camera. This is an opportunity for the auditors to get a sense of your personality and to learn the pronunciation of your name. There is no need to slate your individual performance videos & pieces. Instead, clearly label each video with your name and the title of the piece you are performing (see more details below). This slate video should be no longer than 10 seconds.
LABELING GUIDELINES FOR ALL VIDEOS	<p>Label each video file with the piece you are performing, the show or playwright, and your first & last name.</p> <ul style="list-style-type: none"> Title of Song – Musical/Show – Your First & Last Name Title of Play – Playwright – Your First & Last Name <p>Examples:</p> <ul style="list-style-type: none"> Slate – Idina Menzel Your Daddy's Son – Ragtime – Audra McDonald Much Ado About Nothing – William Shakespeare – Ramin Karimloo
TIME GUIDELINES FOR ALL PERFORMANCE VIDEOS	<p>All videos are recommended to be between 60-90 seconds each.</p>
FRAMING FOR ALL PERFORMANCE VIDEOS	<p>Camera framing is simply the placement and position of the actor in the shot. We recommend a waist up frame so we can see your face and hear you clearly.</p> 
MONOLOGUE REQUIREMENTS (2 monologues REQUIRED for all applicants)	<p>Applicants must submit:</p> <ol style="list-style-type: none"> One contemporary monologue (typically written after 1950) from a published play or written by a professional writer. (A professional writer is someone whose plays have been produced, but may not have been professionally published.) <p>AND</p> <ol style="list-style-type: none"> One classical monologue (typically written before 1950) from a published play or written by a professional writer. Classical monologues should have heightened language. (Heightened language often has poetic elements as found in

	<p>Shakespeare. However, it may also include Molière, Christopher Marlowe, Thomas Middleton, Thomas Kyd, Aristophanes, August Wilson, Tony Kushner, Suzan-Lori Parks, Mike Bartlett, George the Poet, Andrea Gibson, or contemporary adaptations of classical plays that still utilize heightened language.)</p> <p>Monologue Tips:</p> <ul style="list-style-type: none"> • Monologues should not be from a musical. • It is recommended to choose monologues that are age-appropriate (generally within 5-10 years of your actual age) and that feel authentic to your culture, background, and lived experience. • Active monologues are often better for auditions; an active monologue takes place in real time and focuses on what you want and puts you in direct communication with an imaginary scene partner. This is often more successful in an audition situation than pieces that are a story or remembrance. Additionally, it can be helpful to avoid monologues that rely on extreme emotions as it can be hard to believably justify those responses in a short piece.
<p>WILD CARD VIDEO</p> <p>(Highly recommended for all BFA Acting: Acting Concentration applicants)</p>	<p>Applicants are highly encouraged to submit:</p> <ul style="list-style-type: none"> • One 60-90 second “Wild Card” submission. <p>Think about the wild card section as an opportunity to show your personality or share something about you. This media can be ANYTHING you want - a special skill, an interesting story about yourself, a passion speech, an instrument you play, etc. “What do you want us to know about you?”</p> <p>Below is a list of ideas that have been successful in the past:</p> <ul style="list-style-type: none"> • Singing or playing an original composition/song/poem or choreographed dance. • Performing your own Saturday Night Live-styled skit where you create a comedic character • Sharing a hobby or activity that means something to you • Performing in a language other than English in which you are fluent • Playing an instrument • Making a “how-to” video on something you are good at, baking, calligraphy, gymnastics. • If you are a dancer and want to show us a different style you excel in: Tap, Hip Hop, Lyrical, Ballet, etc.