

To use the SRU wireless networks (sru1x and srustudent) you must have a valid SRU user name and password to logon. To use the residence hall wireless network (MyResNet), you must live in the residence halls and have an account with Apogee on MyResNet. Guests who do not have an SRU username and password can register to use SRU-Guest.

RESIDENCE HALL STUDENTS ONLY:

MyResNet should be the primary wireless network to which resident students connect their BYOD. When you are on other areas of campus, you will see the MyResNet wireless network – continue to use it as your preferred or default wireless.

- Connect to the MyResNet wireless
- Enter your Apogee user id and password. After you enter your credentials the first time on your device, you will not need to enter them again.
- Contact Apogee ResNet support for assistance with troubleshooting. You will find helpful instructions and phone, chat, and email support information at myresnet.com.

NON RESIDENCE HALL STUDENTS, FACULTY AND STAFF:

Connect to either sru1x or srustudent. Both are available in academic, administrative, and dining halls, but are not available in the residence areas of campus.

sru1x – should be the primary wireless network to which non-residence students, faculty, and staff connect their BYOD. SRU managed laptops provided to faculty and staff should automatically connect to sru1x.

- Connect to sru1x
- Enter your SRU username and password
- Set sru1x as your preferred or default wireless.

Common Settings

EAP method – PEAP

Phase 2 authentication – MSCHAPv2

Certificates – Do not validate or Use system certificate

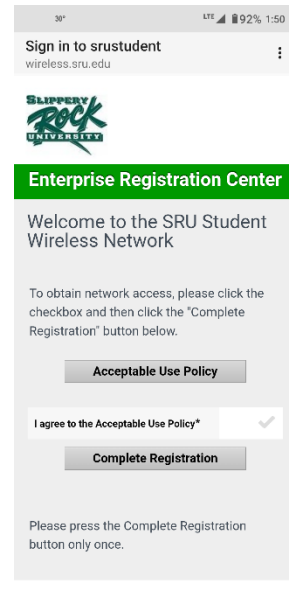
Domain – sru.edu or identity is username@sru.edu or SRUNET\username

Privacy – Randomize MAC should be disabled

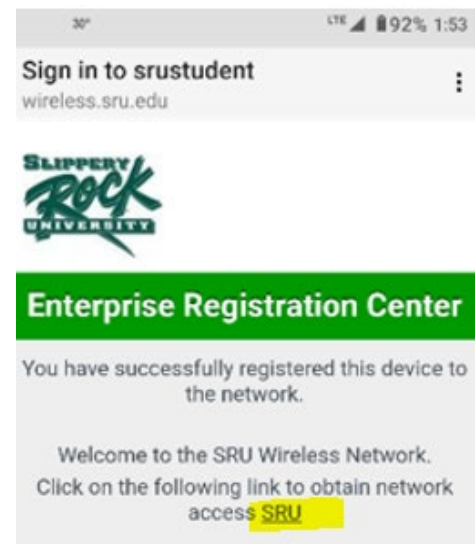
WiFi Connection Instructions

srustudent - is available for devices that can authenticate via web browser only. Most BYOD laptops, tablets, and phones should be compatible with sru1x.

- Connect to srustudent
- Open a web browser and your browser will be redirected to a login page
- Enter your SRU username and password
- Read the Acceptable Use Policy, place a check mark to agree to the Acceptable Use Policy
- Click on Complete Registration



- NOTE: For some devices to connect, once registration has completed successfully, the user may need to click the SRU link displayed on the page to obtain network access.



WiFi Connection Instructions

VISITORS/GUESTS – for those who do not have an SRU user name and password

- Connect to SRU-Guest (unsecured)
- Enter name, phone number and service provider
- Place check mark to agree to terms
- Click on Complete Registration (Please only click once)



Sign in to SRU-Guest
wireless.sru.edu

Enterprise Registration Center

Welcome to the SRU Guest Wireless Network.

Please check your email or phone and enter in the verification code that was sent to 724-██████████

Verification Code*

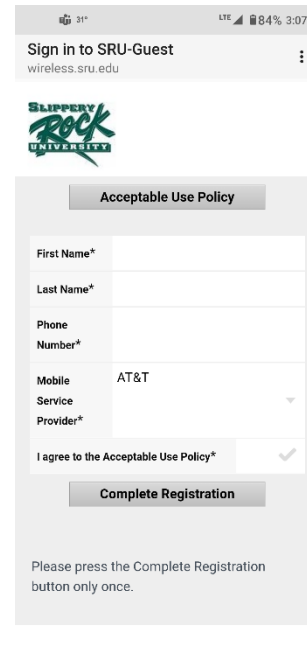
Complete Registration

Cancel

Please press the Complete Registration button only once.

- Enter the verification code received on your phone.
- Code may take several minutes to be received
- Click on Complete Registration (Please only click once)

- Note: You may need to click on the Slippery Rock University link to access the network



Sign in to SRU-Guest
wireless.sru.edu

Slippery Rock University

Acceptable Use Policy

First Name*

Last Name*

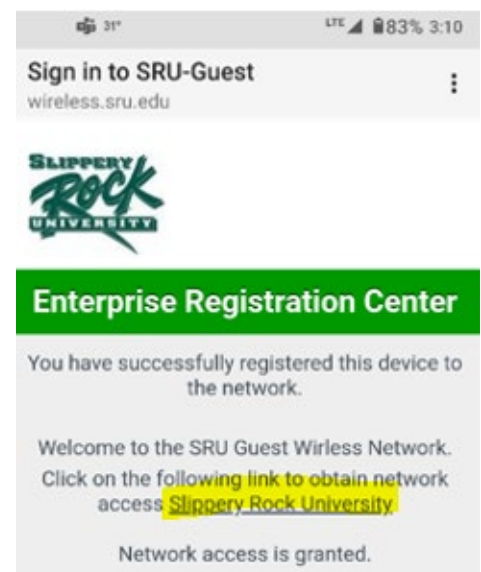
Phone Number*

Mobile Service Provider* AT&T

I agree to the Acceptable Use Policy*

Complete Registration

Please press the Complete Registration button only once.



Sign in to SRU-Guest
wireless.sru.edu

Slippery Rock University

Enterprise Registration Center

You have successfully registered this device to the network.

Welcome to the SRU Guest Wireless Network.

Click on the following link to obtain network access [Slippery Rock University](#)

Network access is granted.