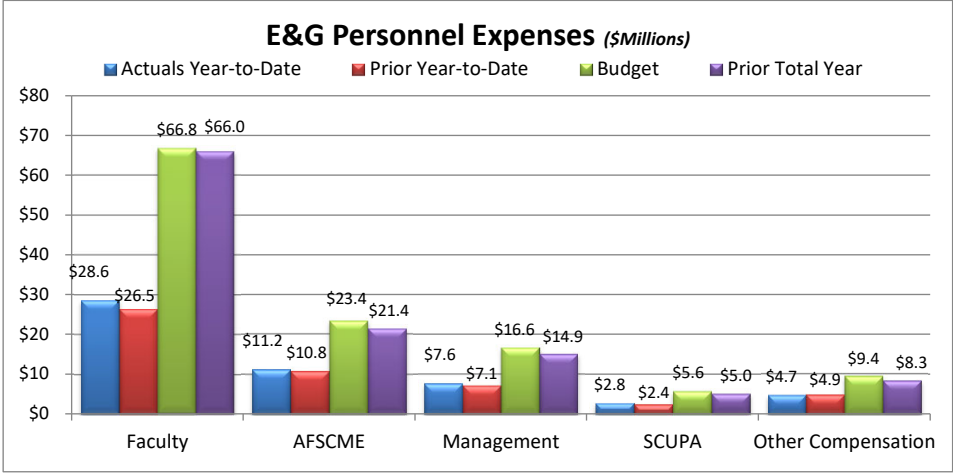

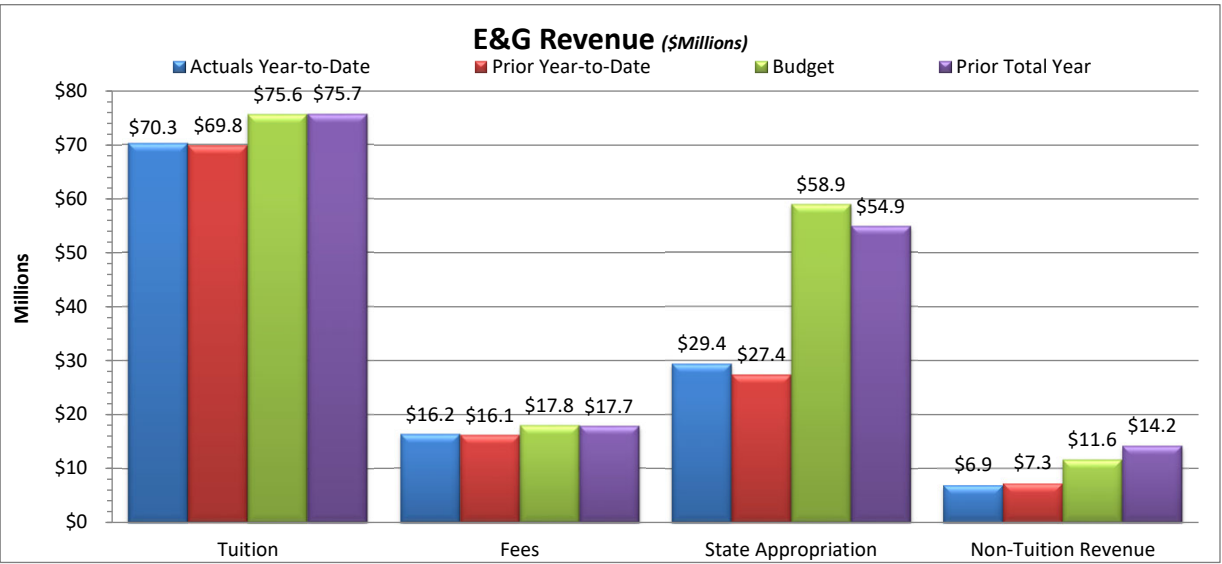


Slippery Rock University
Monthly Financial Report
Fiscal Year 2024/25 Through December 31, 2024

Total E&G Summary Revenue & Expenses			
	Budget	Actual	YTD % of
	2024/25	Year-to-Date	Total Budget
		2024/25	Recognized
Revenue:			
Tuition	\$75,566,236	\$70,259,784	93.0%
Fees	\$17,818,600	\$16,209,106	91.0%
State Appropriation	\$58,908,895	\$29,428,092	50.0%
Non-Tuition Revenue	\$11,614,606	\$6,921,273	59.6%
Total Revenue	\$163,908,337	\$122,818,255	74.9%
Expenses & Transfers:			
Personnel Expenses	\$120,771,343	\$54,896,896	45.5%
Non-Personnel Related:			
Travel	\$2,514,426	\$615,682	24.5%
Utilities	\$2,898,606	\$1,399,227	48.3%
Other Non-Personnel Expenses	\$29,986,361	\$14,366,558	47.9%
Debt Principal	\$1,470,071	\$0	0.0%
Transfer to Plant	\$6,267,530	\$565,448	9.0%
Total Expenses & Transfers	\$163,908,337	\$71,843,811	43.8%
Net Surplus/(Deficit)	\$0	\$50,974,444	



Notes:
As of December 31, 2024, 50.0% of the fiscal year has passed and 50.0% remains. Note that revenue and several expense categories are not recognized evenly throughout the year.

Revenue:
Tuition and fee revenue are as of December 31, 2024 and includes deferred tuition and fee revenue from Summer, Fall and Winter 2024, and the first posting of Spring 2025. Note that total revenue will be recognized throughout the fiscal year, to June 30, 2025.
Non-tuition revenue consists of interest income, rental of facilities, cell tower reimbursement, ID card fee, transcript fee, ticket sales, parking decals & tickets, and Pepsi funding.

Expenses:
Personnel costs are not incurred evenly throughout the year, but rather follow the established pay schedules.
Other Non-personnel expenses include such costs as equipment and furnishings, scholarships, library costs, contracted services, advertising, software license fees, supplies, bad debt, etc.