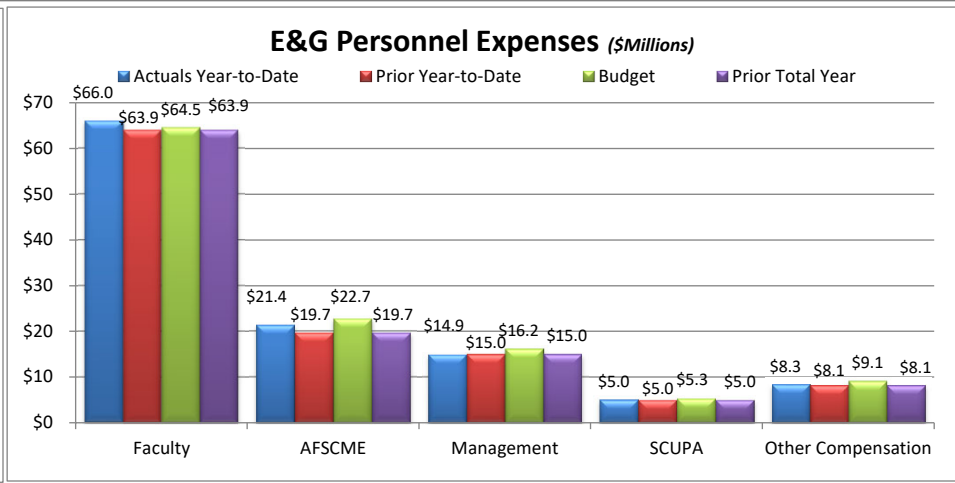
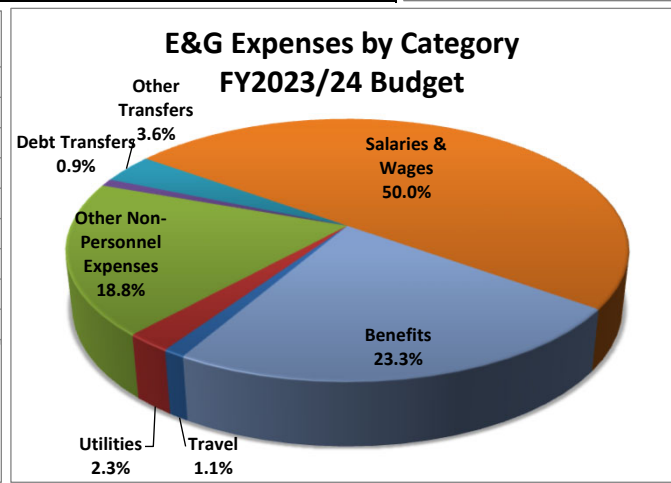
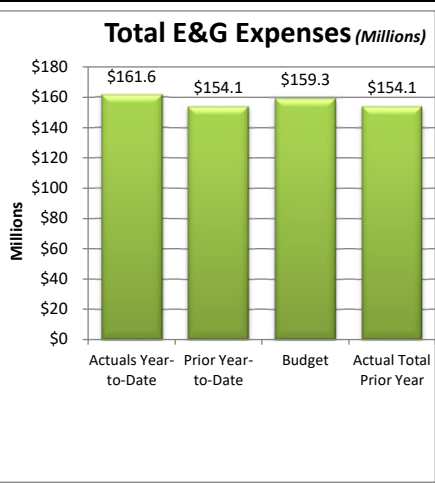
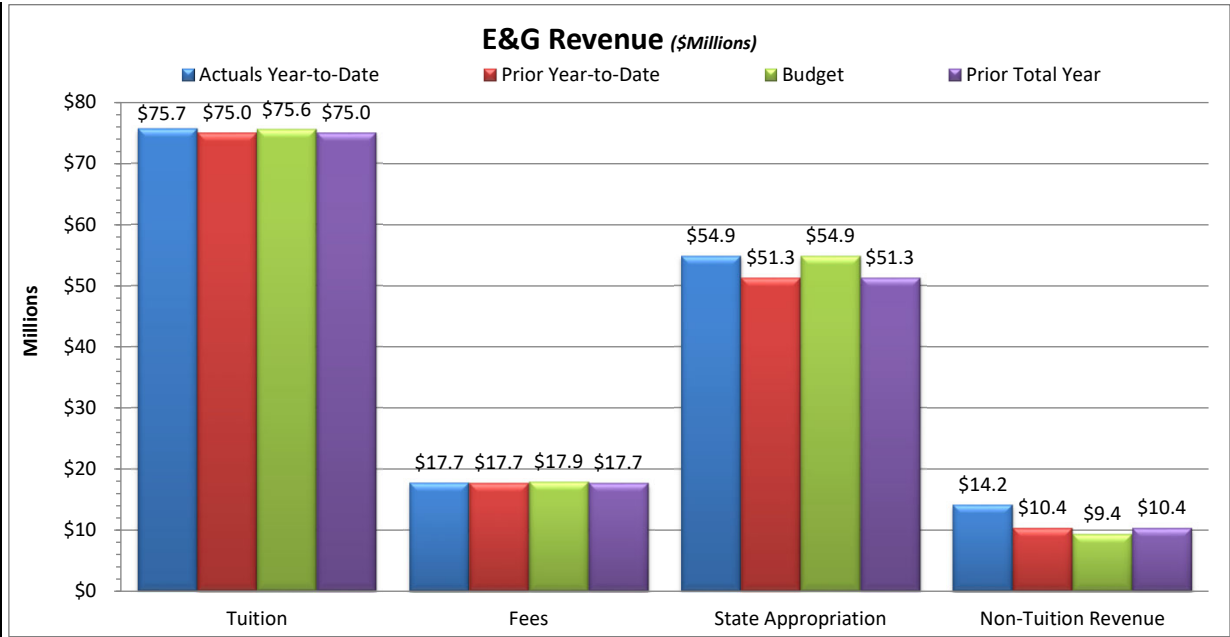


Slippery Rock University  
Monthly Financial Report  
Fiscal Year 2023/24 Through June 30, 2024

Total E&G Summary Revenue & Expenses			
	Budget 2023/24	Actual Year-to-Date 2023/24	YTD % of Total Budget Recognized
Revenue:			
Tuition	\$75,561,924	\$75,663,638	100.1%
Fees	\$17,881,118	\$17,728,504	99.1%
State Appropriation	\$54,858,813	\$54,858,813	100.0%
Non-Tuition Revenue	\$9,355,065	\$14,187,038 <sup>1)</sup>	151.7%
<b>Total Revenue</b>	<b>\$157,656,920</b>	<b>\$162,437,993</b>	<b>103.0%</b>
Expenses & Transfers:			
Personnel Related	\$116,758,232	\$115,668,350	99.1%
Non-Personnel Related:			
Travel	\$1,748,425	\$2,673,632	152.9%
Utilities	\$3,615,467	\$2,814,180	77.8%
Other Non-Personnel Expenses	\$29,914,120	\$26,791,879	89.6%
Debt Principal	\$1,460,810	\$1,460,811	100.0%
Transfer to Plant	\$5,763,170	\$12,222,170	212.1%
<b>Total Expenses &amp; Transfers</b>	<b>\$159,260,224</b>	<b>\$161,631,022</b>	<b>101.5%</b>
<b>Net Surplus/(Deficit)</b>	<b>(\$1,603,304)</b>	<b>\$806,971</b>	
Strategic use of Reserves	\$3,543,783	\$3,419,670	
<b>Net Surplus/(Deficit)/Use of Reserves</b>	<b>\$1,940,478</b>	<b>\$4,226,641</b>	



**Notes:**  
1) As of June 30, 2024, \$3.0M of CSFRFII funding has been recognized for Fall 2023 and Spring 2024 student aid for those students with EFC <\$10,000. Recognition of student aid will continue through December 2026.

As of June 30, 2024, 100.0% of the fiscal year has passed and 0.0% remains. Note that revenue and several expense categories are not recognized evenly throughout the year.

**Revenue:**  
Tuition and fee revenue are as of June 30, 2024 and includes deferred tuition and fee revenue from Summer 2023, Fall 2023, Winter 2023, Spring 2024, and Summer 2024. Note that total revenue will be recognized throughout the fiscal year, to June 30, 2024.  
Non-tuition revenue consists of interest income, rental of facilities, cell tower reimbursement, ID card fee, transcript fee, ticket sales, parking decals & tickets, and Pepsi funding.

**Expenses:**  
Personnel costs are not incurred evenly throughout the year, but rather follow the established pay schedules.  
Other Non-personnel expenses include such costs as equipment and furnishings, scholarships, library costs, contracted services, advertising, software license fees, supplies, bad debt, etc.