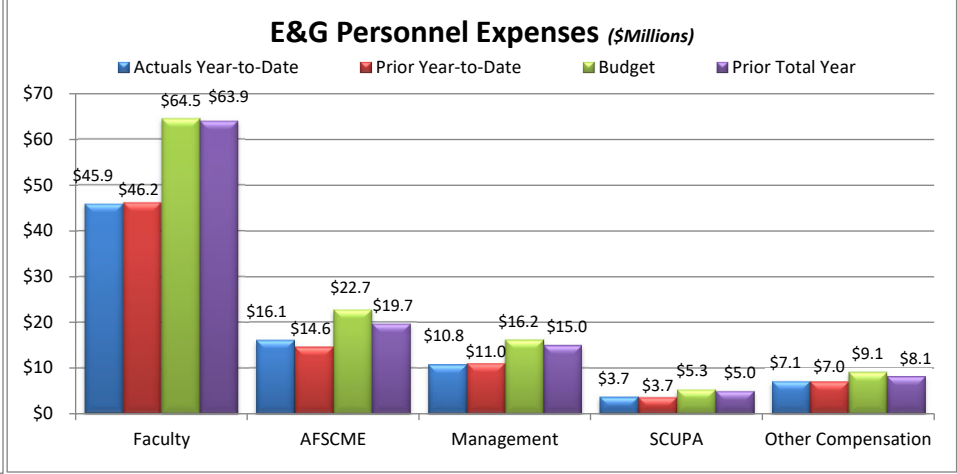
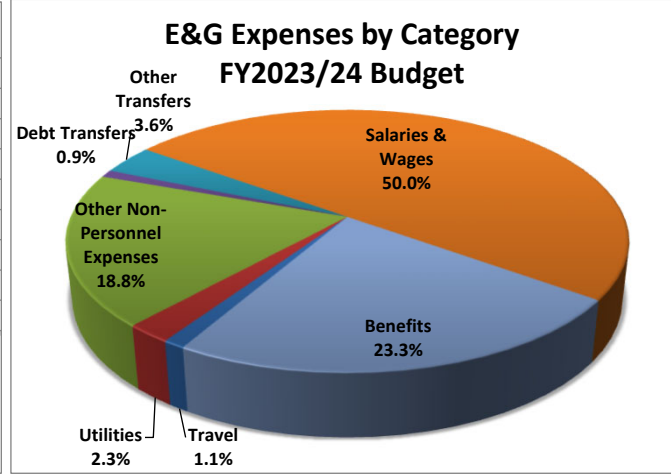
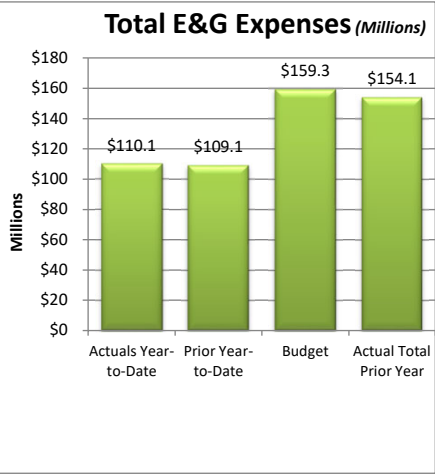
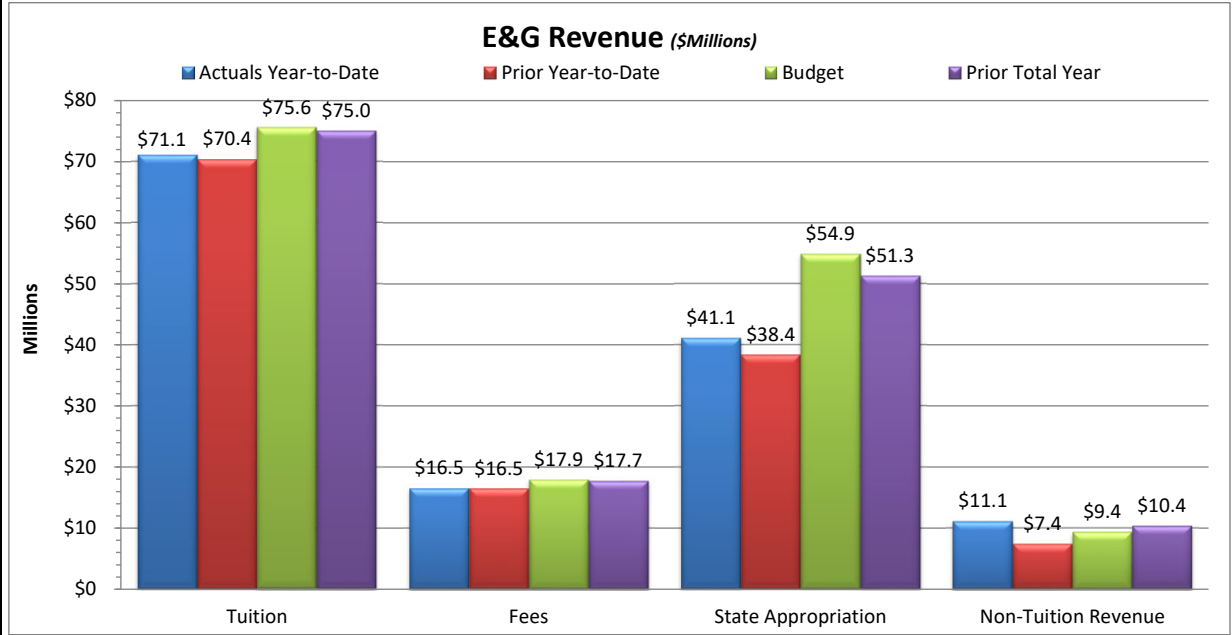


Slippery Rock University
Monthly Financial Report
Fiscal Year 2023/24 Through March 31, 2024

Total E&G Summary Revenue & Expenses			
	Budget 2023/24	Actual Year-to-Date 2023/24	YTD % of Total Budget Recognized
Revenue:			
Tuition	\$75,561,924	\$71,058,246	94.0%
Fees	\$17,881,118	\$16,504,163	92.3%
State Appropriation	\$54,858,813	\$41,104,575	74.9%
Non-Tuition Revenue	\$9,355,065	\$11,111,470 ¹⁾	118.8%
Total Revenue	\$157,656,920	\$139,778,454	88.7%
Expenses & Transfers:			
Personnel Related	\$116,770,855	\$83,575,811	71.6%
Non-Personnel Related:			
Travel	\$1,748,425	\$2,157,569	123.4%
Utilities	\$3,615,467	\$2,138,766	59.2%
Other Non-Personnel Expenses	\$29,901,497	\$21,604,679	72.3%
Debt Principal	\$1,460,810	\$0	0.0%
Transfer to Plant	\$5,763,170	\$633,532	11.0%
Total Expenses & Transfers	\$159,260,224	\$110,110,357	69.1%
Net Surplus/(Deficit)	(\$1,603,304)	\$29,668,097	
Strategic use of Reserves	\$3,543,783		
Net Surplus/(Deficit)/Use of Reserves	\$1,940,478		



Notes:
1) As of March 2024, \$2.8M of CSFRF funding has been recognized for Fall 2023 and Spring 2024 student aid for those students with EFC <\$10,000. Recognition of student aid will continue through December 2026.

As of March 31, 2024, 75.0% of the fiscal year has passed and 25.0% remains. Note that revenue and several expense categories are not recognized evenly throughout the year.

- Revenue:**
Tuition and fee revenue are as of March 31, 2024 and includes deferred tuition and fee revenue from Summer 2023, Fall 2023, Winter 2023 and Spring 2024. Note that total revenue will be recognized throughout the fiscal year, to June 30, 2024.
Non-tuition revenue consists of interest income, rental of facilities, cell tower reimbursement, ID card fee, transcript fee, ticket sales, parking decals & tickets, and Pepsi funding.
- Expenses:**
Personnel costs are not incurred evenly throughout the year, but rather follow the established pay schedules.
Other Non-personnel expenses include such costs as equipment and furnishings, scholarships, library costs, contracted services, advertising, software license fees, supplies, bad debt, etc.