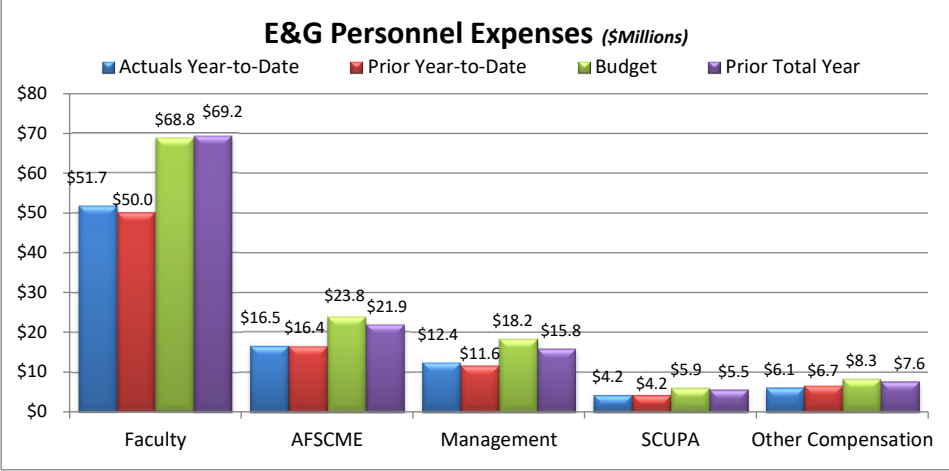
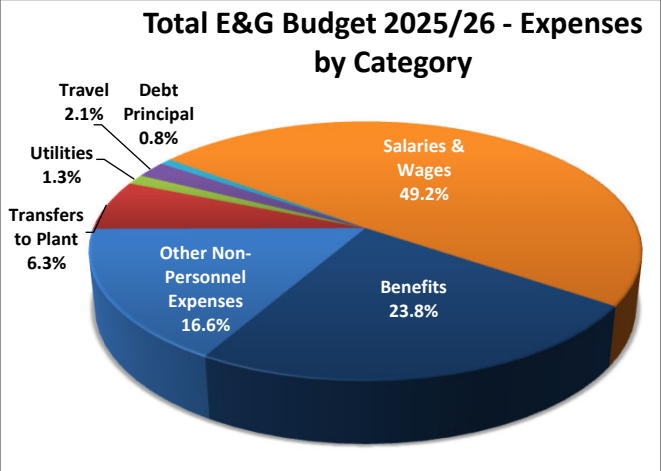
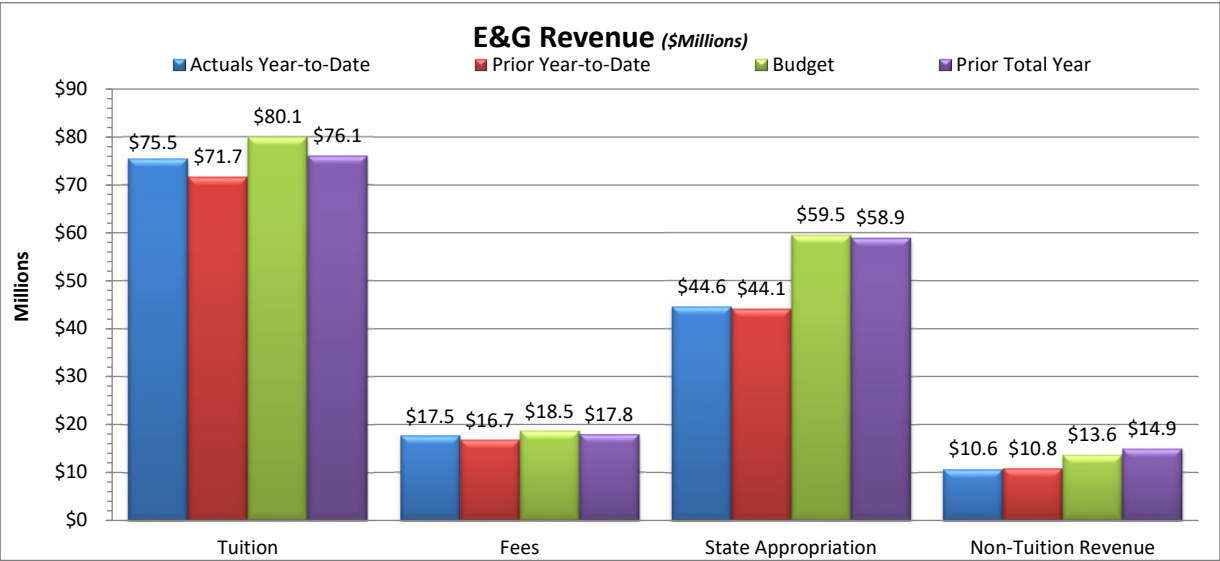


**Slippery Rock University**  
**Monthly Financial Report**  
**Fiscal Year 2025/26 Through March 31, 2026**

<b>Total E&amp;G Summary Revenue &amp; Expenses</b>			
	<b>Budget 2025/26</b>	<b>Actual Year-to-Date 2025/26</b>	<b>YTD % of Total Budget Recognized</b>
<b>Revenue:</b>			
Tuition	\$80,060,276	\$75,516,840	94.3%
Fees	\$18,527,025	\$17,524,109	94.6%
State Appropriation	\$59,539,923	\$44,627,274	75.0%
Non-Tuition Revenue	\$13,561,643	\$10,607,996	78.2%
<b>Total Revenue</b>	<b>\$171,688,867</b>	<b>\$148,276,219</b>	<b>86.4%</b>
<b>Expenses &amp; Transfers:</b>			
Personnel Expenses	\$125,336,559	\$90,868,439	72.5%
<b>Non-Personnel Related:</b>			
Travel	\$2,164,416	\$1,340,855	61.9%
Utilities	\$3,576,947	\$2,928,981	81.9%
Other Non-Personnel Expenses	\$28,440,722	\$20,713,308	72.8%
Debt Principal	\$1,357,261	\$0	0.0%
Transfer to Plant	\$10,812,962	\$2,489,909	23.0%
<b>Total Expenses &amp; Transfers</b>	<b>\$171,688,867</b>	<b>\$118,341,492</b>	<b>68.9%</b>
<b>Net Surplus/(Deficit)</b>	<b>\$0</b>	<b>\$29,934,727</b>	



**Notes:**  
 As of March 31, 2026, 75.0% of the fiscal year has passed and 25.0% remains. Note that revenue and several expense categories are not recognized evenly throughout the year.

**Revenue:**  
 Tuition and fee revenue are as of March 31, 2026 and includes deferred tuition and fee revenue from Summer, Fall and Winter and Spring 2026. Note that total revenue will be recognized throughout the fiscal year, to June 30, 2026. Non-tuition revenue consists of interest income, rental of facilities, cell tower reimbursement, ID card fee, transcript fee, ticket sales, parking decals & tickets, and Pepsi funding.

**Expenses:**  
 Personnel costs are not incurred evenly throughout the year, but rather follow the established pay schedules. Other Non-personnel expenses include such costs as equipment and furnishings, scholarships, library costs, contracted services, advertising, software license fees, supplies, bad debt, etc.