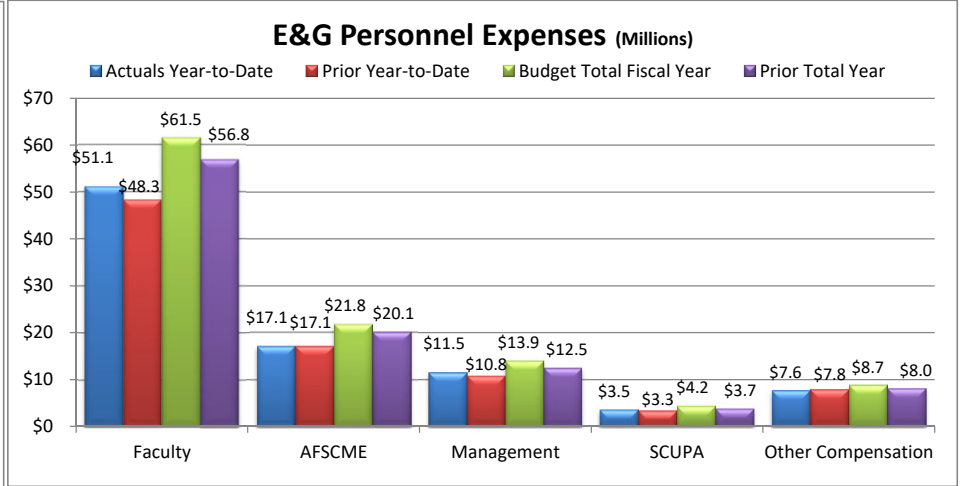
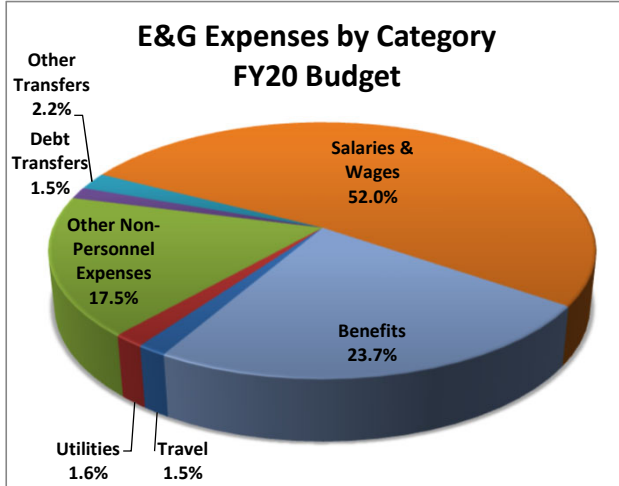
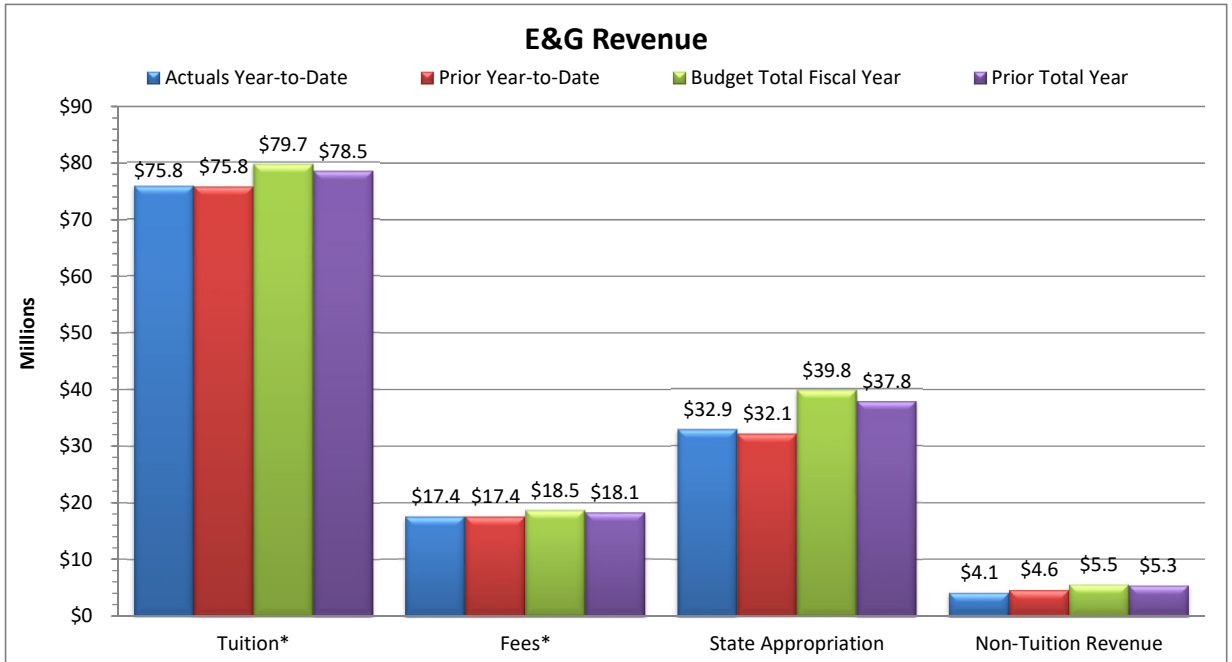


**Slippery Rock University**  
**Monthly Financial Report**  
**Fiscal Year 2019/20 Through April 30, 2020**

Total E&G Selected Revenue & Expenses			
	Approved Budget 2019-20	Actual Year-to-Date 2019-20	% of Budget
<b>Revenue:</b>			
Tuition*	\$79,709,645	\$75,845,488	95.2%
Fees*	\$18,549,953	\$17,398,052	93.8%
State Appropriation	\$39,786,283	\$32,869,730	82.6%
Non-Tuition Revenue	\$5,510,302	\$4,110,538	74.6%
<b>Total Revenue</b>	<b>\$143,556,183</b>	<b>\$130,223,808</b>	<b>90.7%</b>
<b>Expenses:</b>			
Personnel Related	\$108,609,470	\$90,790,158	83.6%
<b>Non-Personnel Costs:</b>			
Travel	\$2,177,485	\$1,550,847	71.2%
Utilities	\$2,331,410	\$2,014,590	86.4%
Other Non-Personnel Expenses	\$25,192,191	\$19,217,996	76.3%
Mandatory Transfers (Debt)	\$2,132,019	\$0	0.0%
Non-Mandatory Transfers	\$3,113,607	\$1,053,516	33.8%
<b>Total Expenses</b>	<b>\$143,556,183</b>	<b>\$114,627,107</b>	<b>79.8%</b>
<b>Net Surplus/(Deficit/Use of Reserves)</b>	<b>\$0</b>	<b>\$15,596,701</b>	
<b>COVID-19 Net Fee Refunds and Expenses</b>		<b>\$1,035,070</b>	
<b>Net Surplus/(Deficit/Use of Reserves) After COVID-19</b>		<b>\$14,561,631</b>	



**Notes:**

As of April, COVID-19 Fee refund and miscellaneous expenses totalled \$1,035,070 for E&G and \$4,169,286 for the Auxiliary room, board and other miscellaneous expenses (Auxiliary not included in this financial report).

As of April 30, 2020, 83.3% of the fiscal year has passed and 16.7% remains. Note that revenue and several expense categories are not recognized evenly throughout the year.

Revenue:

Revenue - Tuition and fee revenue as of April 30, 2020 includes the second half of Summer 2019, Fall and Winter 2019, and Spring 2020 revenue. Note that total revenue will be recognized with each new term throughout the fiscal year, to June 30, 2020.

Non-tuition revenue consists of interest income, rental of facilities, cell tower reimbursement, ID card fee, transcript fee, ticket sales, parking decals & tickets, Pepsi funding.

Expenses:

Personnel costs are not incurred evenly throughout the year, but rather follow the established pay schedules.

Other Non-personnel expenses include such costs as equipment and furnishings, scholarships, library costs, contracted services, advertising, software license fees, supplies, bad debt, etc.