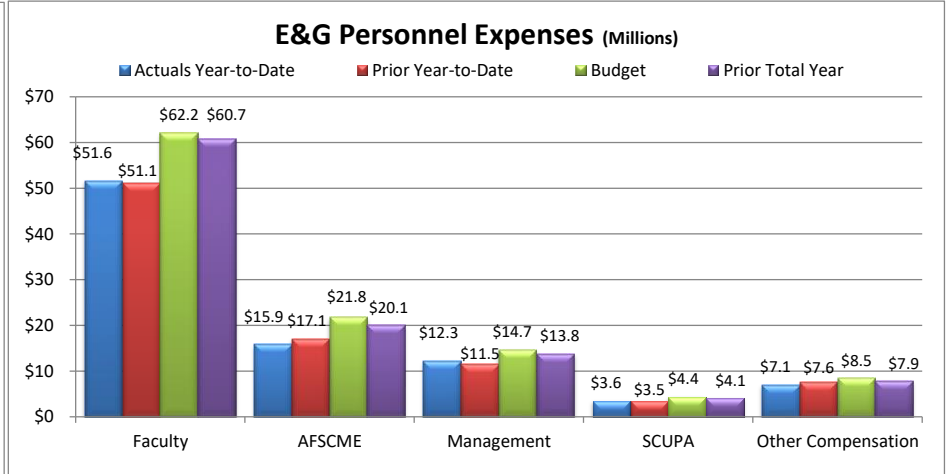
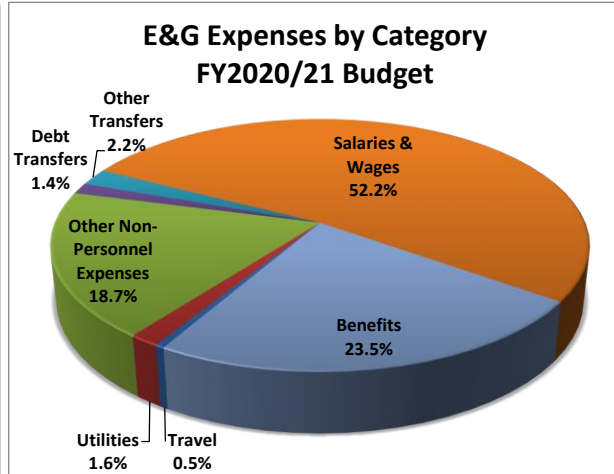
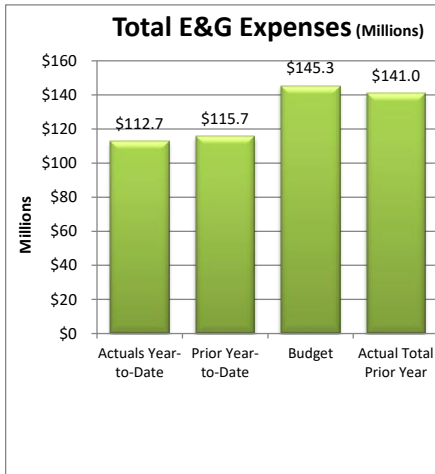
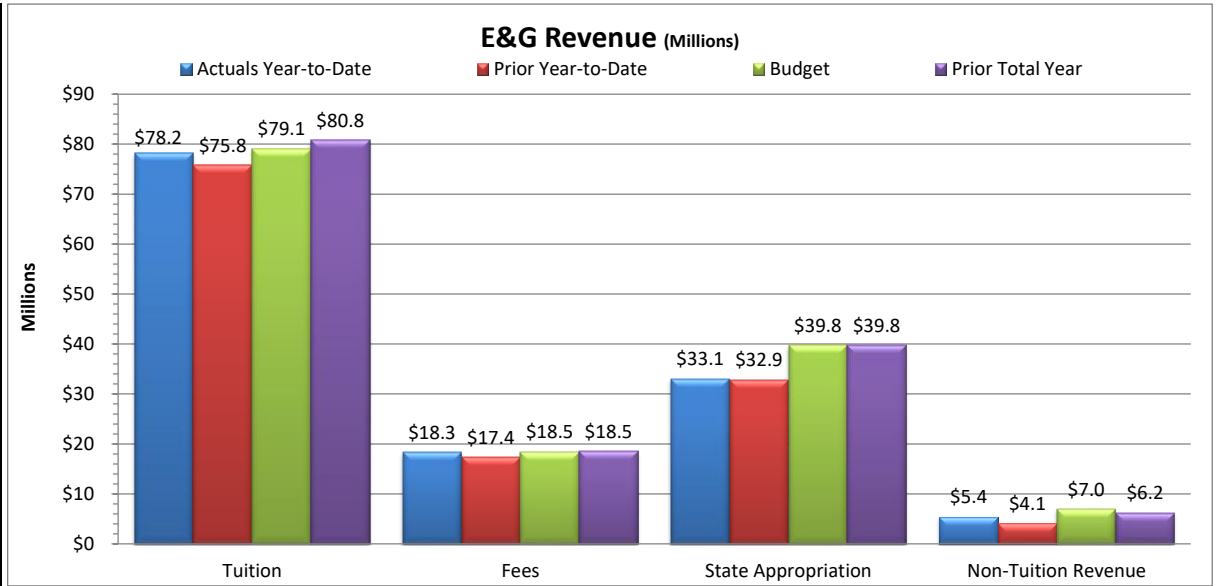


Total E&G Summary Revenue & Expenses			
	Budget 2020-21	Actual Year-to-Date 2020-21	% of Budget
<b>Revenue:</b>			
Tuition	\$79,069,245	\$78,222,688	98.9%
Fees	\$18,456,073	\$18,292,983	99.1%
State Appropriation	\$39,786,283	\$33,067,390	83.1%
Non-Tuition Revenue	\$6,977,615	\$5,439,979	78.0%
<b>Total Revenue</b>	<b>\$144,289,215</b>	<b>\$135,023,039</b>	<b>93.6%</b>
<b>Expenses:</b>			
Personnel Related	\$110,005,475	\$90,374,943	82.2%
<b>Non-Personnel Costs:</b>			
Travel	\$693,544	\$36,486	5.3%
Utilities	\$2,276,396	\$1,850,383	81.3%
Other Non-Personnel Expenses	\$27,181,298	\$19,523,267	71.8%
Mandatory Transfers (Debt)	\$2,035,984	\$0	0.0%
Non-Mandatory Transfers	\$3,125,356	\$925,944	29.6%
<b>Total Expenses</b>	<b>\$145,318,053</b>	<b>\$112,711,023</b>	<b>77.6%</b>
<b>Net Surplus/(Deficit/Use of Reserves)</b>	<b>(\$1,028,838)</b>	<b>\$22,312,017</b>	



**Notes:**

As of April 30, 2021, 83.3% of the fiscal year has passed and 16.7% remains. Note that revenue and several expense categories are not recognized evenly throughout the year.

**Revenue:**

Tuition and fee revenue are as of April 30, 2021 which includes tuition & fee revenue from Fall 2020, deferred revenue from Summer 2020 and current year Summer 2021, Winter, and Spring 2021. Note that total revenue will be recognized throughout the fiscal year, to June 30, 2021.

Non-tuition revenue consists of interest income, rental of facilities, cell tower reimbursement, ID card fee, transcript fee, ticket sales, parking decals & tickets, Pepsi funding.

**Expenses:**

Personnel costs are not incurred evenly throughout the year, but rather follow the established pay schedules.

Other Non-personnel expenses include such costs as equipment and furnishings, scholarships, library costs, contracted services, advertising, software license fees, supplies, bad debt, etc.