

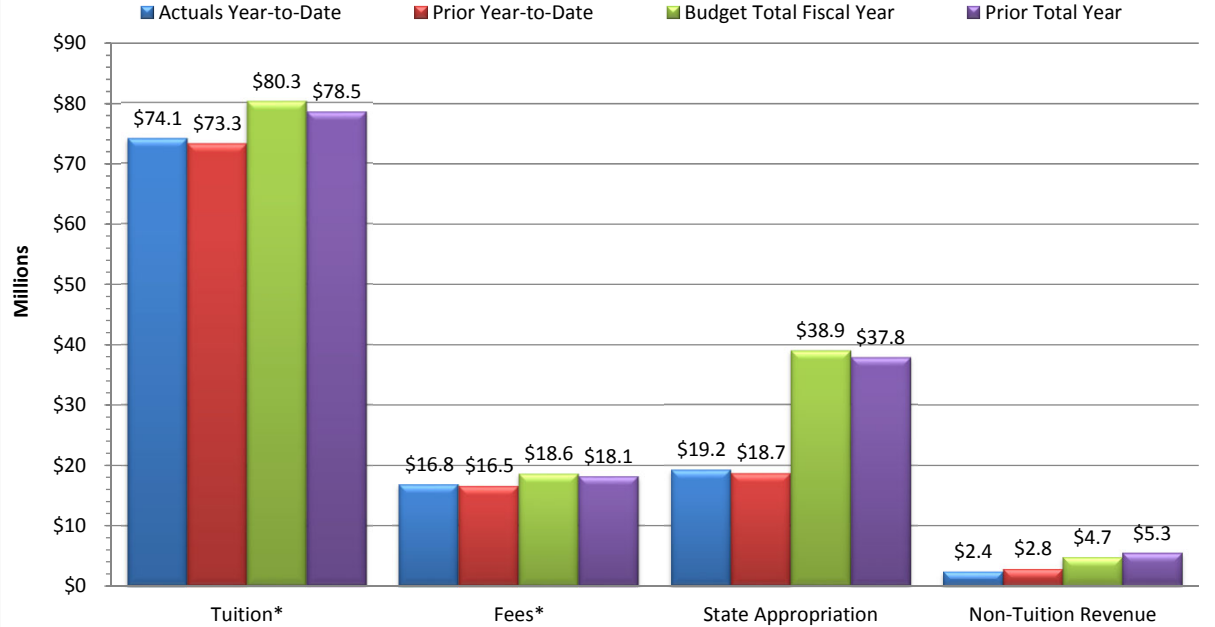
**Slippery Rock University**  
**Monthly Financial Report**  
**Fiscal Year 2018/19 through December 31, 2018**

**Total E&G**  
**Selected Revenue & Expenses**

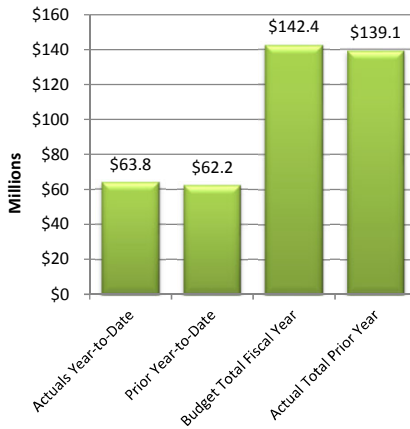
	Budget Fiscal Year <u>2018-19</u>	Actual Year-to-Date <u>2018-19</u>	% of Budget
<b>Revenue:</b>			
Tuition*	\$80,270,793	\$74,113,836	92%
Fees*	\$18,573,854	\$16,790,603	90%
State Appropriation	\$38,926,348	\$19,249,704	49%
Non-Tuition Revenue	\$4,662,244	\$2,380,823	51%
<b>Total Revenue</b>	<b>\$142,433,238</b>	<b>\$112,534,966</b>	<b>79%</b>
<b>Expenses:</b>			
Personnel Related	\$109,050,334	\$49,413,552	45%
<b>Non-Personnel Costs:</b>			
Travel	\$1,913,713	\$989,224	52%
Utilities	\$2,060,876	\$1,257,817	61%
Other Non-Personnel Expenses	\$23,949,380	\$11,860,570	50%
Mandatory Transfers (Debt)	\$2,000,426	\$0	0%
Non-Mandatory Transfers	\$3,458,509	\$250,023	7%
<b>Total Expenses</b>	<b>\$142,433,238</b>	<b>\$63,771,186</b>	<b>45%</b>
<b>Net Surplus/(Deficit/Use of Reserves)</b>	<b>\$0</b>	<b>\$48,763,780</b>	

\*Tuition & Fee revenue is recorded/recognized in advance of many of the corresponding expenses

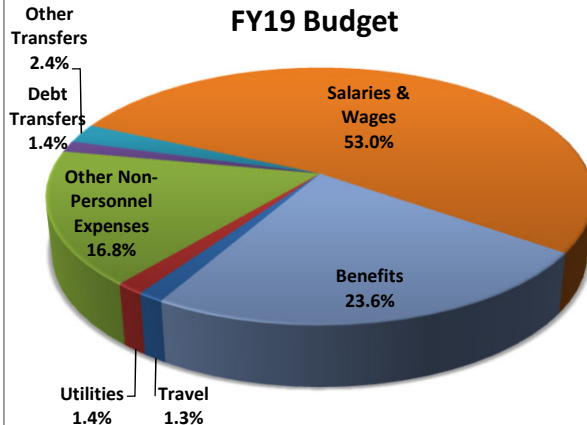
**E&G Revenue**



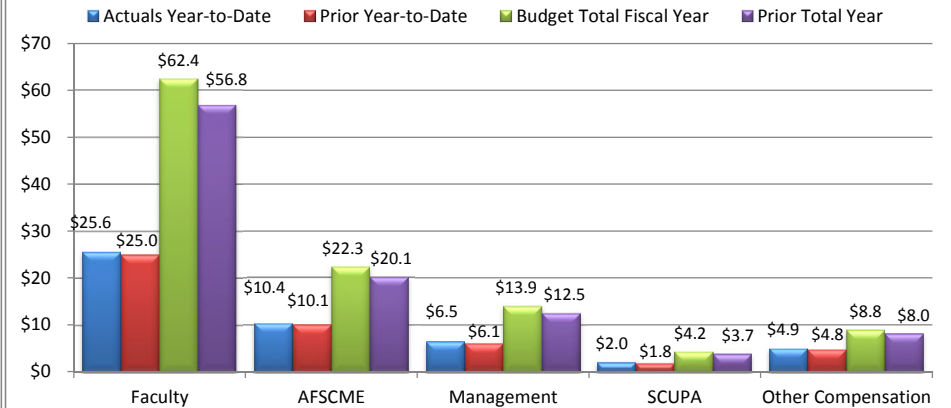
**Total E&G Expenses**



**E&G Expenses by Category  
FY19 Budget**



**E&G Personnel Expenses (Millions)**



**Notes:**

As of December 31, 2018, 50.0% of the fiscal year has passed and 50.0% remains. Note that revenue and several expense categories are not recognized evenly throughout the year.

**Revenue:**

Revenue - Tuition and fee revenue as of December 31, 2018 includes Fall, Winter and Spring revenue. Net revenue will continue to change throughout the fiscal year, to June 30, 2019.

Non-tuition revenue consists of interest income, rental of facilities, cell tower reimbursement, ID card fee, transcript fee, ticket sales, parking decals & tickets, Pepsi funding.

**Expenses:**

Personnel costs are not incurred evenly throughout the year, but rather follow the established pay schedules.

Other Non-personnel expenses include such costs as equipment and furnishings, scholarships, library costs, contracted services, advertising, software license fees, maintenance/office supplies, bad debt expense, software, etc.