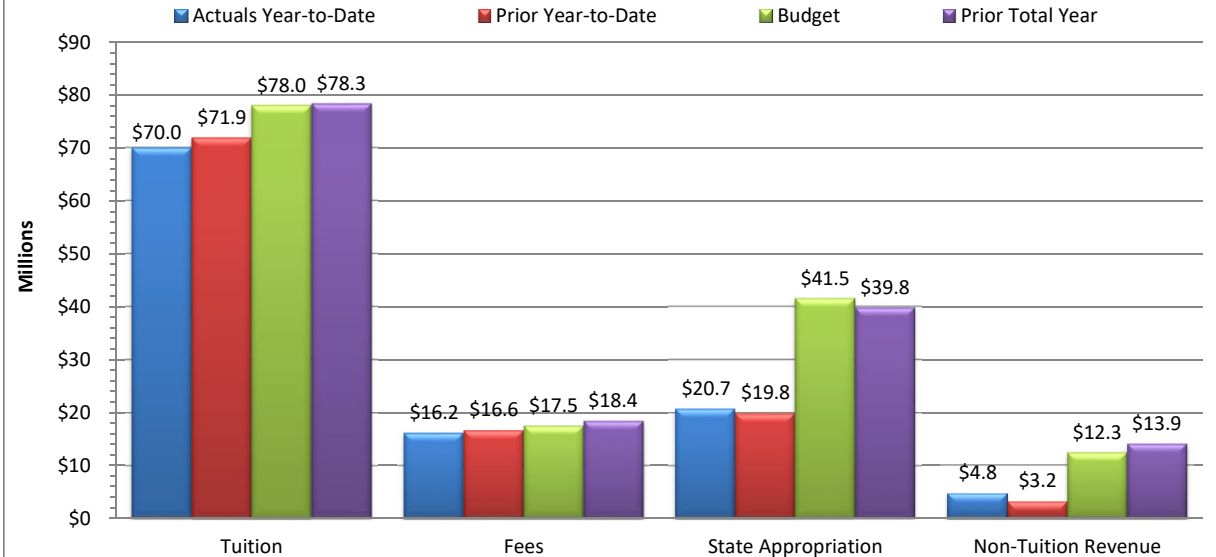


Slippery Rock University
Fiscal Year 2021/22 Through December 31, 2021

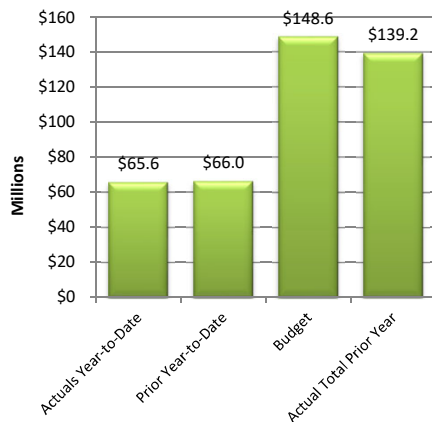
**Total E&G
Summary Revenue & Expenses**

	Budget 2021/22	Actual Year-to-Date 2021/22	YTD % of Total Budget Recognized
Revenue:			
Tuition	\$77,973,605	\$70,007,184	89.8%
Fees	\$17,481,141	\$16,160,867	92.4%
State Appropriation	\$41,536,545	\$20,741,916	49.9%
Non-Tuition Revenue	\$12,338,303	\$4,768,322	38.6%
Total Revenue	\$149,329,595	\$111,678,288	74.8%
Expenses & Transfers:			
Personnel Related	\$112,447,990	\$50,933,356	45.3%
Non-Personnel Costs:			
Travel	\$1,485,932	\$302,965	20.4%
Utilities	\$2,472,778	\$1,326,069	53.6%
Other Non-Personnel Expenses	\$25,936,725	\$12,797,570	49.3%
Mandatory Transfers (Debt)	\$1,657,256	\$0	0.0%
Non-Mandatory Transfers	\$4,552,566	\$195,423	4.3%
Total Expenses & Transfers	\$148,553,247	\$65,555,383	44.1%
Net Surplus/(Deficit/Use of Reserves)	\$776,348	\$46,122,905	

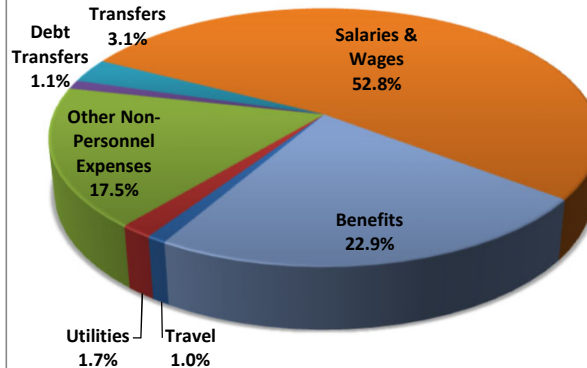
E&G Revenue (Millions)



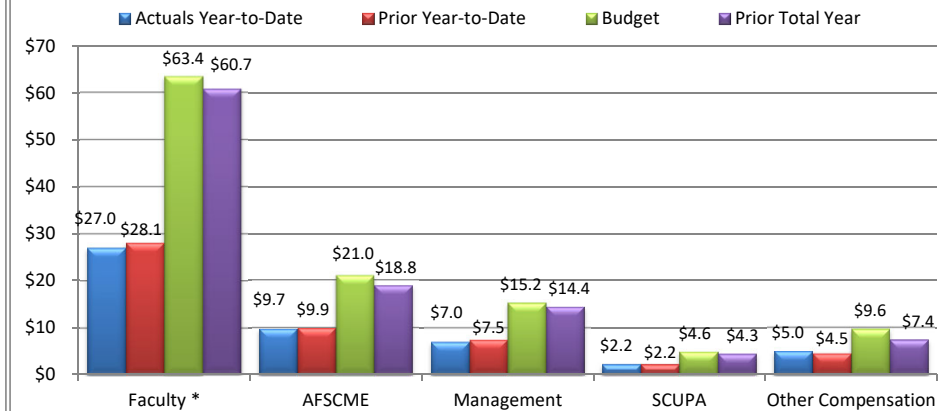
Total E&G Expenses (Millions)



**E&G Expenses by Category
FY2021/22 Budget**



E&G Personnel Expenses (Millions)



Notes:

As of December 31, 2021, 50.0% of the fiscal year has passed and 50.0% remains. Note that revenue and several expense categories are not recognized evenly throughout the year.

Revenue:

Tuition and fee revenue are as of December 31, 2021 which includes Fall 2021 and deferred revenue from Summer 2021. Note that total revenue will be recognized throughout the fiscal year, to June 30, 2022. Non-tuition revenue consists of interest income, rental of facilities, cell tower reimbursement, ID card fee, transcript fee, ticket sales, parking decals & tickets, Pepsi funding.

Expenses:

Personnel costs are not incurred evenly throughout the year, but rather follow the established pay schedules.

Other Non-personnel expenses include such costs as equipment and furnishings, scholarships, library costs, contracted services, advertising, software license fees, supplies, bad debt, etc.

* Due to payroll period timing, the prior year results included one extra pay period, resulting a comparison that is lower this year compared to last year. Actual faculty payroll through December 31, 2021 is \$3,281,119 higher than last year, including a 2.0% general pay increase starting the Fall 2021 semester, and approximately 10 additional employee FTE. The timing difference will cumulatively flatten throughout the remainder of the current fiscal year.