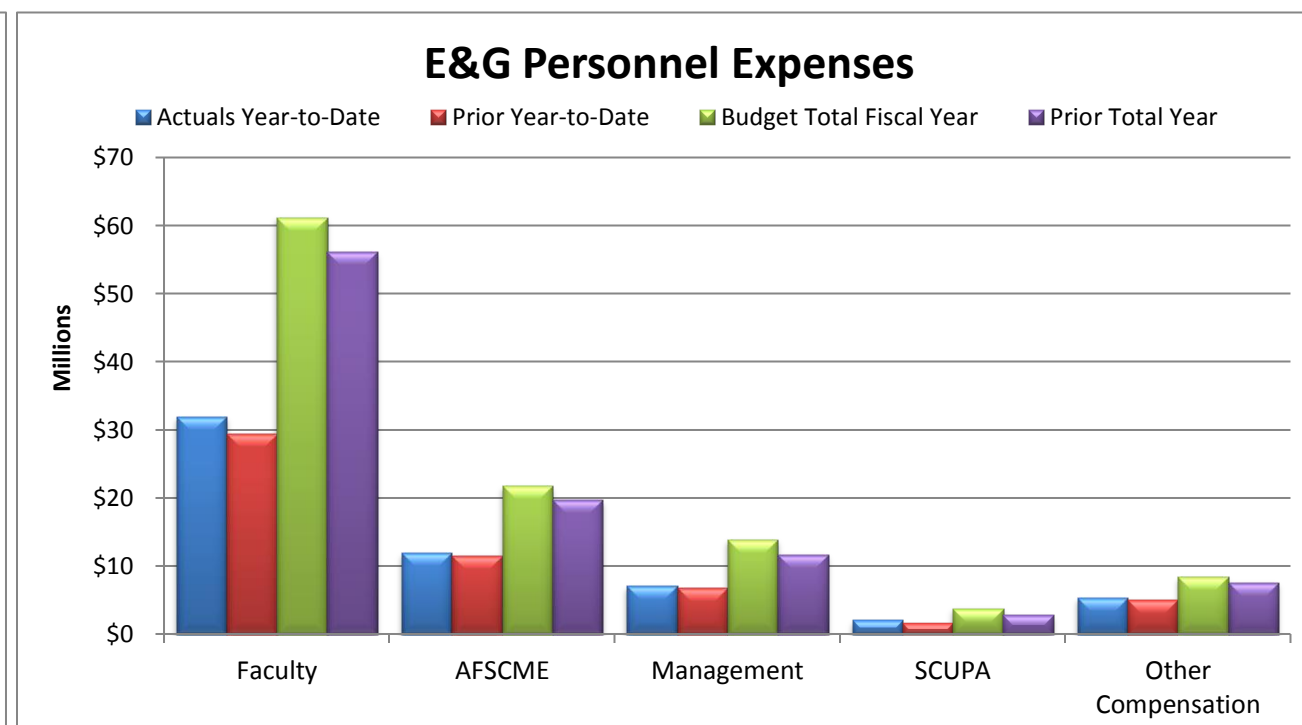
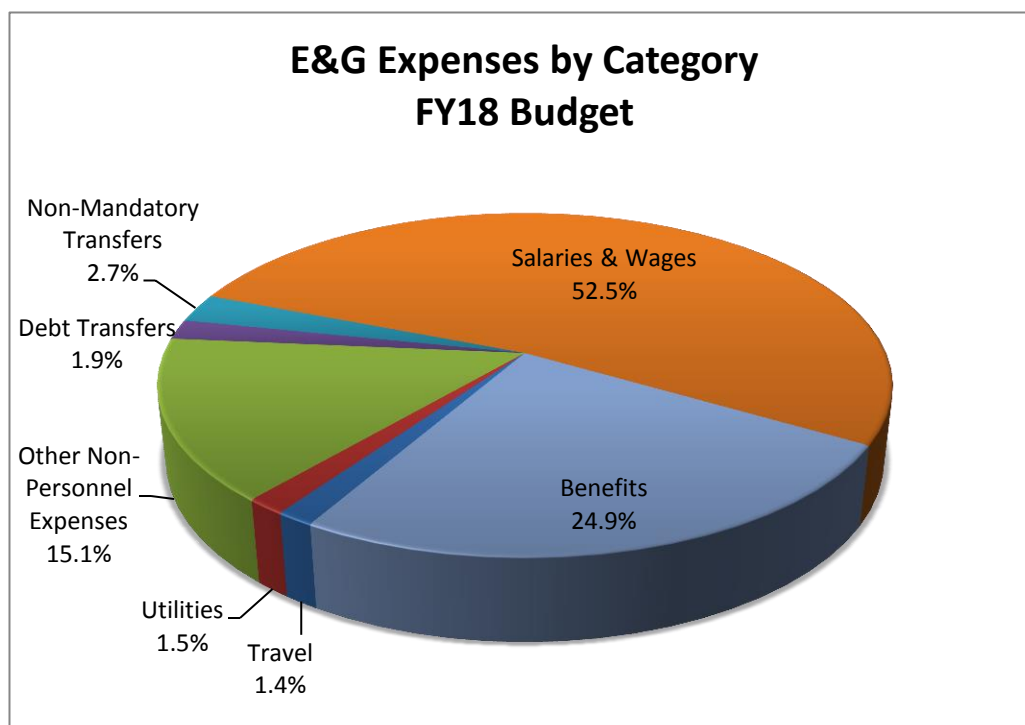
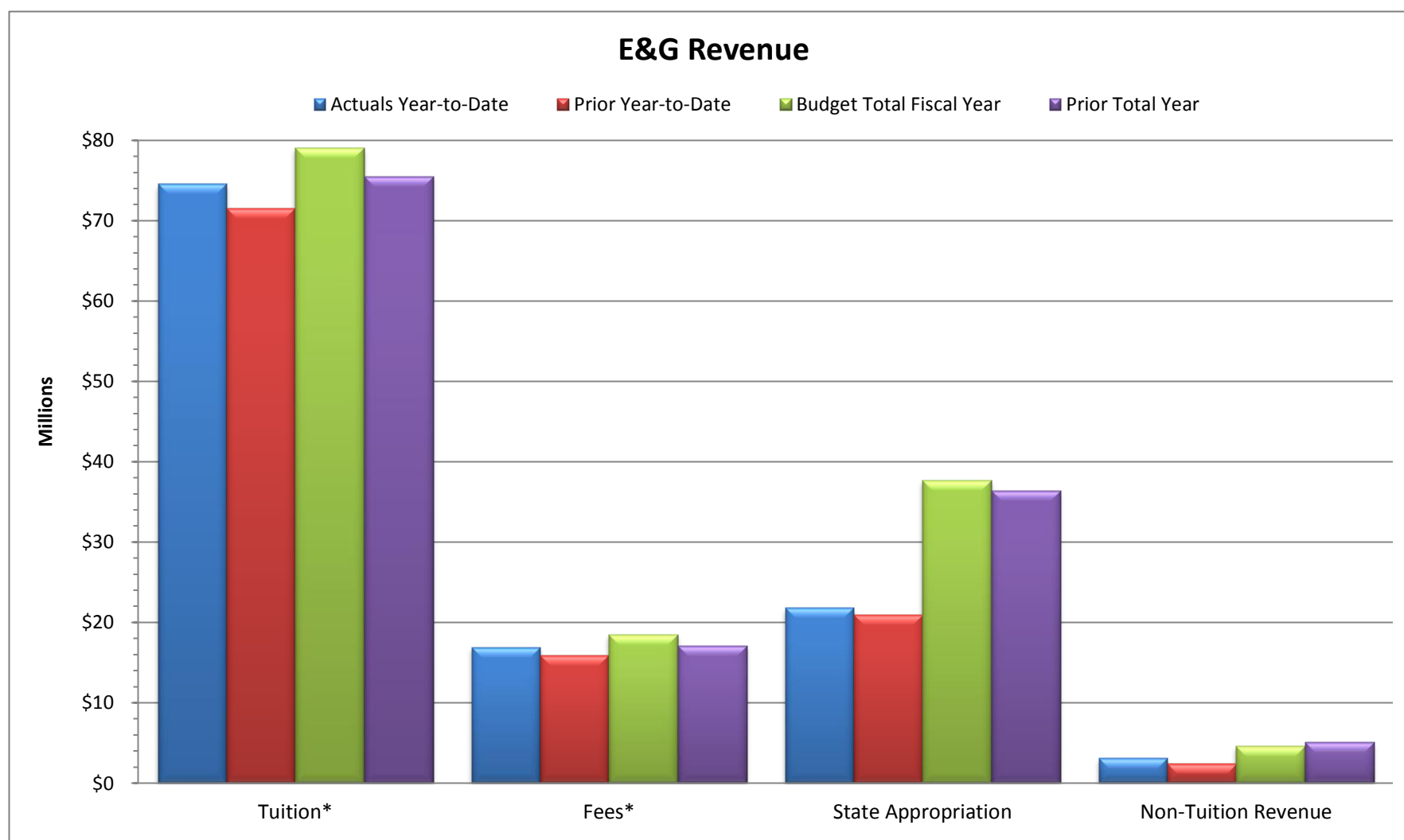


**Slippery Rock University**  
**Monthly Financial Report**  
**Fiscal Year 2017/18 through January 31, 2018**

<b>Total E&amp;G</b>			
<b>Selected Revenue &amp; Expenses</b>			
	<b>Budget</b>	<b>Actual</b>	
	<b>Fiscal Year</b>	<b>Year-to-Date</b>	<b>% of</b>
	<b>2017-18</b>	<b>2017-18</b>	<b>Budget</b>
<b>Revenue:</b>			
Tuition*	\$79,014,872	\$74,585,221	94%
Fees*	\$18,485,656	\$16,906,653	91%
State Appropriation	\$37,628,973	\$21,805,207	58%
Non-Tuition Revenue	\$4,595,221	\$3,090,911	67%
<b>Total Revenue</b>	<b>\$139,724,722</b>	<b>\$116,387,991</b>	<b>83%</b>
<b>Expenses:</b>			
Personnel Related	\$108,106,626	\$58,601,795	54%
<b>Non-Personnel Costs:</b>			
Travel	\$2,012,189	\$1,563,865	78%
Utilities	\$2,107,287	\$1,615,520	77%
Other Non-Personnel Expenses	\$21,136,850	\$13,803,110	65%
Mandatory Transfers (Debt)	\$2,598,239	\$0	0%
Non-Mandatory Transfers	\$3,763,531	\$1,188,866	32%
<b>Total Expenses</b>	<b>\$139,724,722</b>	<b>\$76,773,157</b>	<b>55%</b>
<b>Net Surplus/(Deficit/Use of Reserves)</b>	<b>\$0</b>	<b>\$39,614,834</b>	

\*Tuition & Fee revenue is recorded/recognized in advance of many of the corresponding expenses



**Notes:**

As of January 31, 2018, 58.3% of the fiscal year has passed and 41.7% remains. Note that revenue and several expense categories are not recognized evenly throughout the year.

**Revenue:**

Revenue - Tuition and fee revenue as of January 31, 2018 includes billings for the second session of Summer 2017, Fall and Winter 2017 and Spring 2018. Tuition and fees will continue to adjust through the end of the fiscal year, June 30, 2018.

Non-tuition revenue consists of interest income, rental of facilities, cell tower reimbursement, ID card fee, transcript fee, ticket sales, parking decals & tickets, Pepsi funding.

**Expenses:**

Personnel costs are not incurred evenly throughout the year, but rather follow the established pay schedules.

Other Non-personnel expenses include such costs as equipment and furnishings, scholarships, library costs, contracted services, advertising, software license fees, maintenance/office supplies, bad debt expense, software, etc.