

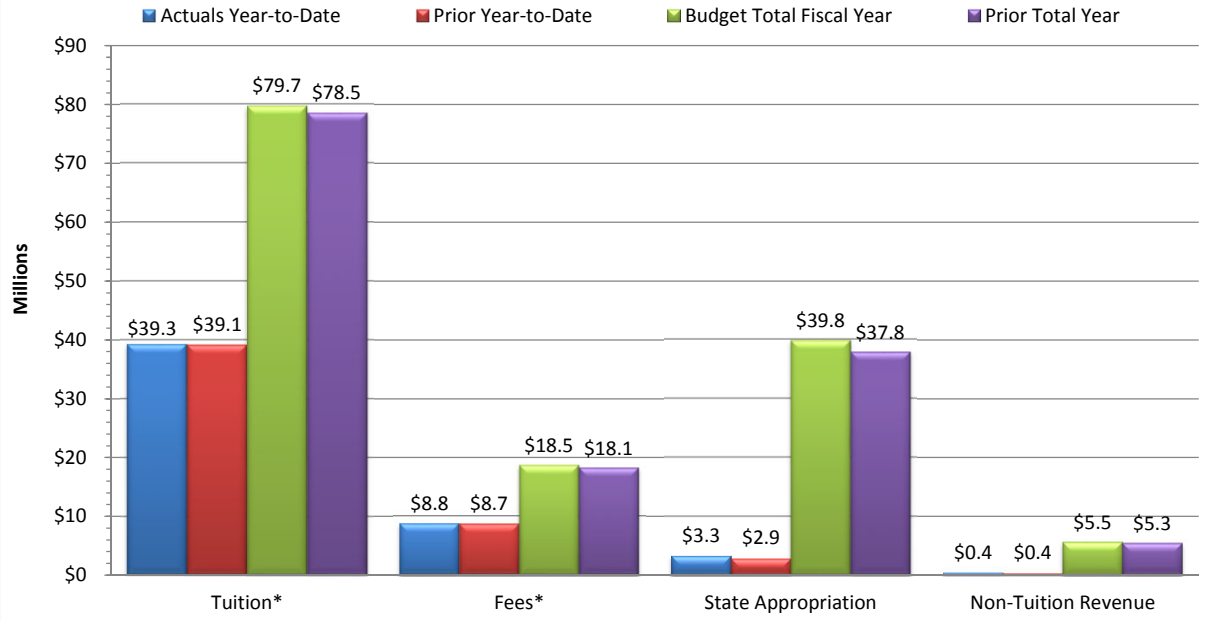
**Slippery Rock University**  
**Monthly Financial Report**  
**As of Wednesday, July 31, 2019**

**Total E&G**  
**Selected Revenue & Expenses**

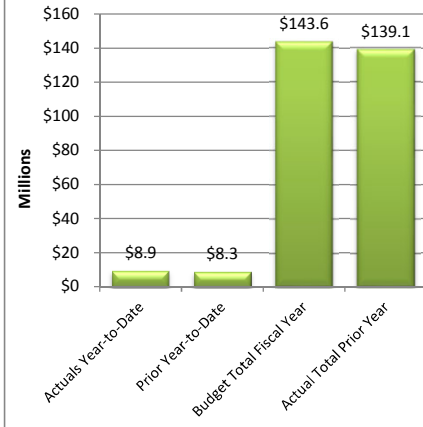
	Budget For Approval 2019-20	Actual Year-to-Date 2019-20	% of Budget
<b>Revenue:</b>			
Tuition*	\$79,709,645	\$39,269,922	49.3%
Fees*	\$18,549,953	\$8,758,120	47.2%
State Appropriation	\$39,786,283	\$3,286,973	8.3%
Non-Tuition Revenue	\$5,510,302	\$441,449	8.0%
<b>Total Revenue</b>	<b>\$143,556,183</b>	<b>\$51,756,464</b>	<b>36.1%</b>
<b>Expenses:</b>			
Personnel Related	\$108,609,470	\$7,200,033	6.6%
<b>Non-Personnel Costs:</b>			
Travel	\$2,177,485	\$46,716	2.1%
Utilities	\$2,331,410	\$193,695	8.3%
Other Non-Personnel Expenses	\$25,192,191	\$918,964	3.6%
Mandatory Transfers (Debt)	\$2,132,019	\$0	0.0%
Non-Mandatory Transfers	\$3,113,607	\$499,703	16.0%
<b>Total Expenses</b>	<b>\$143,556,183</b>	<b>\$8,859,112</b>	<b>6.2%</b>
<b>Net Surplus/(Deficit/Use of Reserves)</b>	<b>\$0</b>	<b>\$42,897,353</b>	

\*Tuition & Fee revenue is recorded/recognized in advance of many of the corresponding expenses

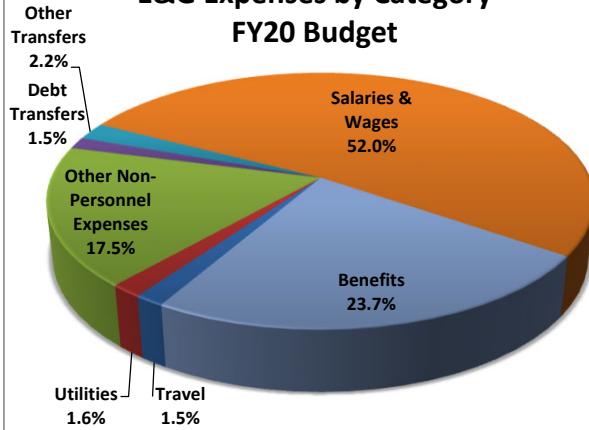
**E&G Revenue**



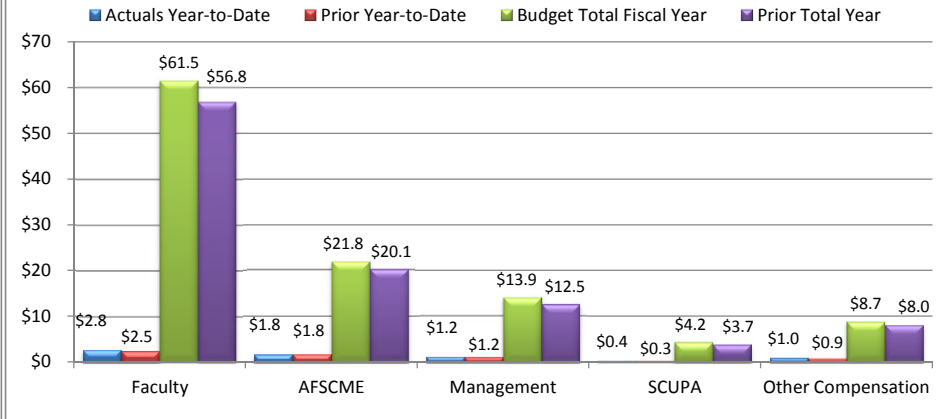
**Total E&G Expenses**



**E&G Expenses by Category  
FY20 Budget**



**E&G Personnel Expenses (Millions)**



**Notes:**

As of July 31, 2019, 8.3% of the fiscal year has passed and 91.7% remains. Note that revenue and several expense categories are not recognized evenly throughout the year.

Revenue:

Revenue - Tuition and fee revenue as of July 31, 2019 includes the second half of Summer 2019 and Fall 2019 revenue. Note that total revenue will be recognized with each new term throughout the fiscal year, to June 30, 2020. Non-tuition revenue consists of interest income, rental of facilities, cell tower reimbursement, ID card fee, transcript fee, ticket sales, parking decals & tickets, Pepsi funding.

Expenses:

Personnel costs are not incurred evenly throughout the year, but rather follow the established pay schedules.

Other Non-personnel expenses include such costs as equipment and furnishings, scholarships, library costs, contracted services, advertising, software license fees, maintenance/office supplies, bad debt expense, software, etc.