

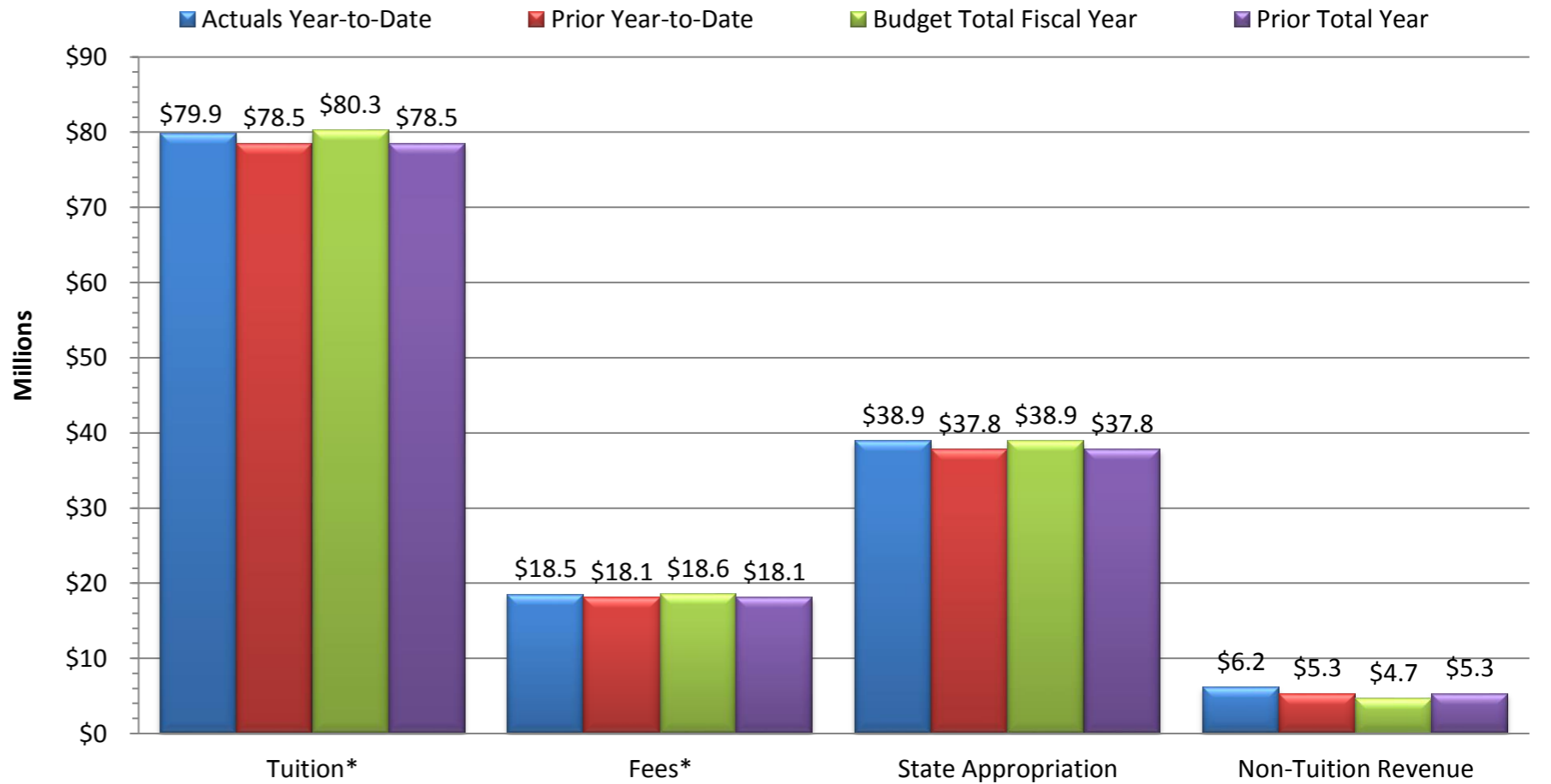
**Slippery Rock University**  
**Monthly Financial Report**  
**As of Sunday, August 18, 2019**

**Total E&G**  
**Selected Revenue & Expenses**

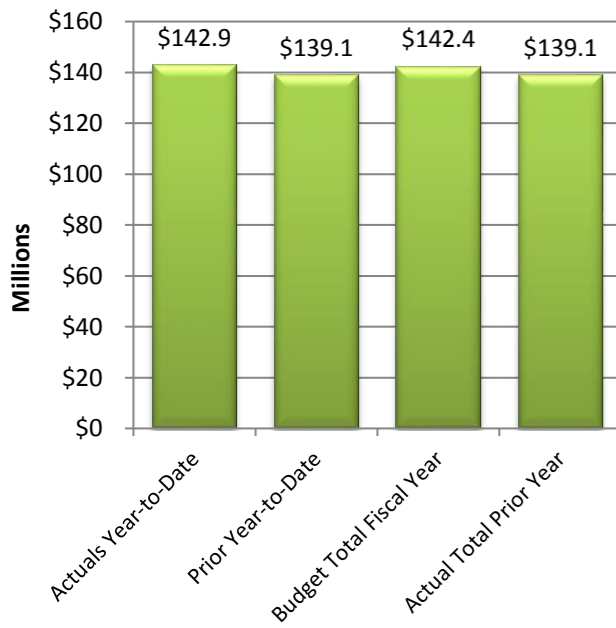
	Budget Fiscal Year <b>2018-19</b>	Actual Year-to-Date <b>2018-19</b>	% of Budget
<b>Revenue:</b>			
Tuition*	\$80,270,793	\$79,883,015	99.5%
Fees*	\$18,573,854	\$18,537,108	99.8%
State Appropriation	\$38,926,348	\$38,926,348	100.0%
Non-Tuition Revenue	\$4,662,244	\$6,170,024	132.3%
<b>Total Revenue</b>	<b>\$142,433,238</b>	<b>\$143,516,496</b>	<b>100.8%</b>
<b>Expenses:</b>			
Personnel Related	\$109,050,334	\$104,094,055	95.5%
<b>Non-Personnel Costs:</b>			
Travel	\$1,913,713	\$2,177,485	113.8%
Utilities	\$2,060,876	\$2,669,375	129.5%
Other Non-Personnel Expenses	\$23,949,380	\$24,232,484	101.2%
Mandatory Transfers (Debt)	\$2,000,426	\$2,004,492	100.2%
Non-Mandatory Transfers	\$3,458,509	\$7,722,461	223.3%
<b>Total Expenses</b>	<b>\$142,433,238</b>	<b>\$142,900,352</b>	<b>100.3%</b>
<b>Net Surplus/(Deficit/Use of Reserves)</b>	<b>\$0</b>	<b>\$616,144</b>	

\*Tuition & Fee revenue is recorded/recognized in advance of many of the corresponding expenses

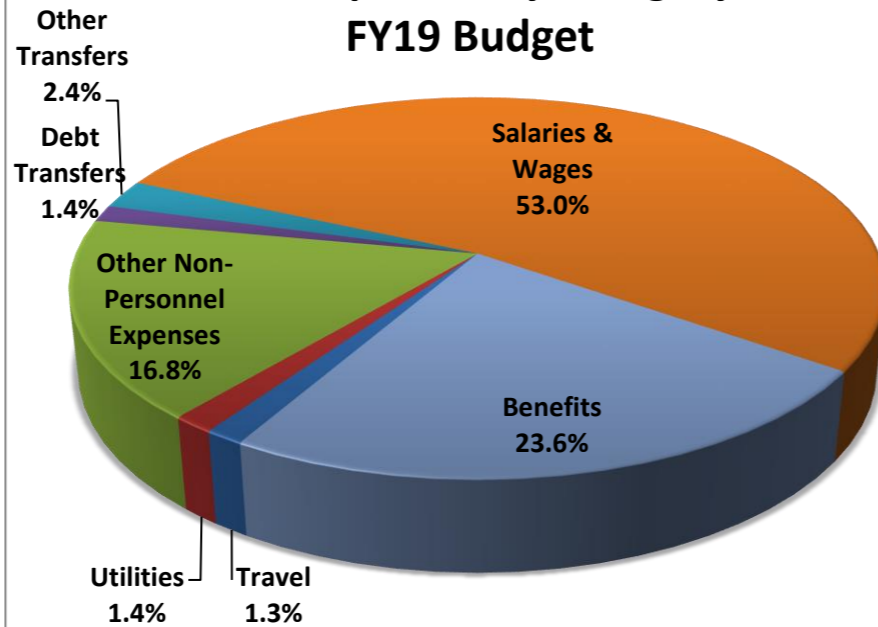
**E&G Revenue**



**Total E&G Expenses**



**E&G Expenses by Category  
FY19 Budget**



**E&G Personnel Expenses (Millions)**

