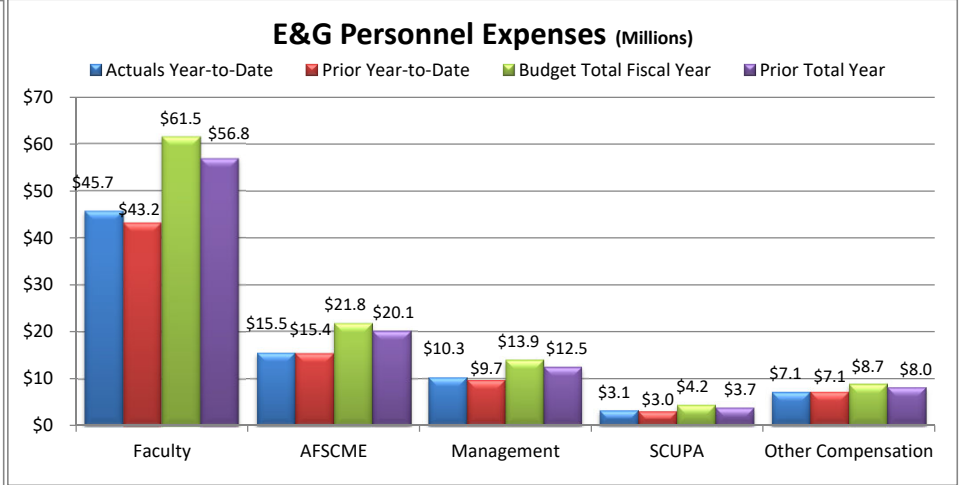
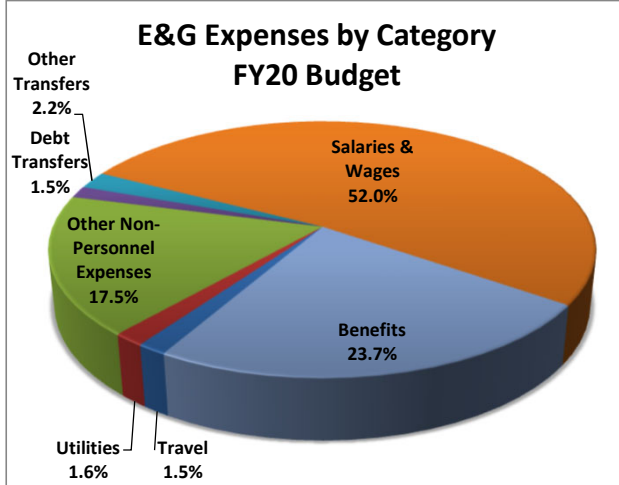
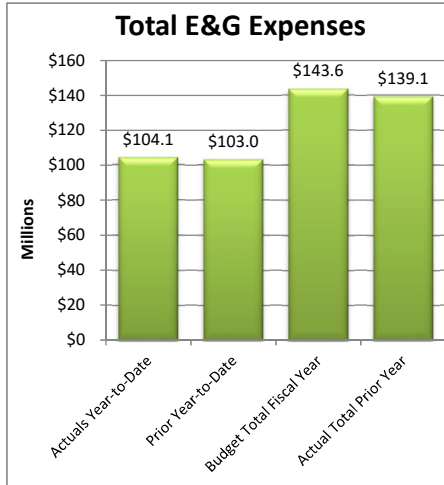
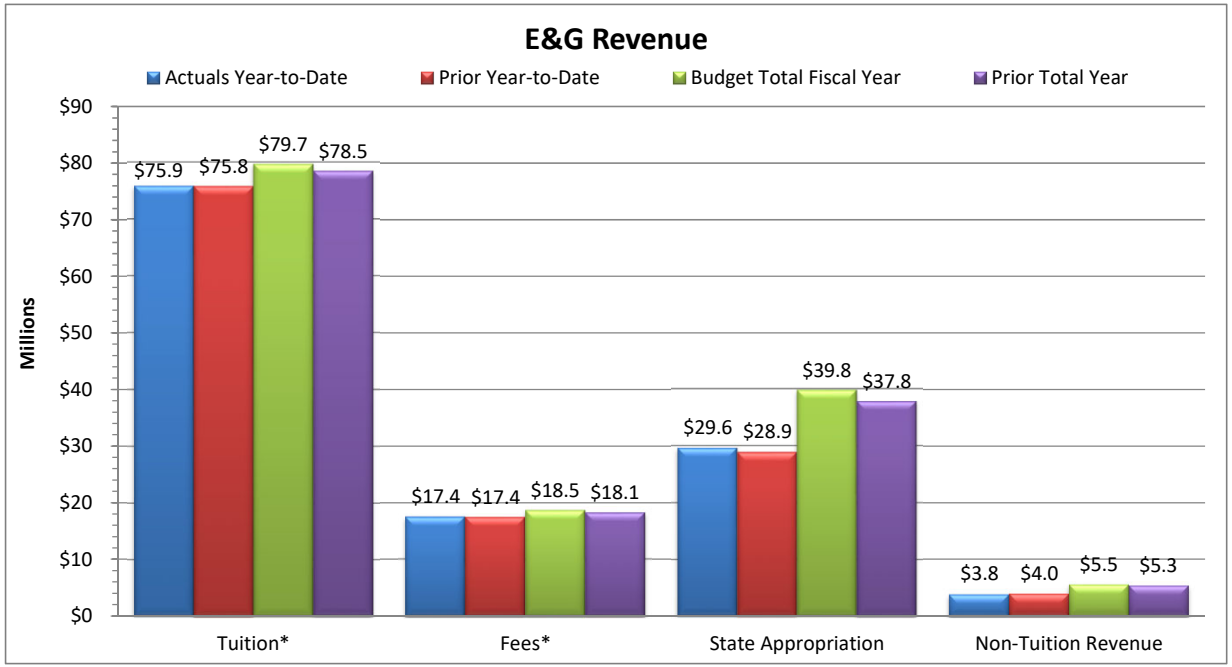


Slippery Rock University
Monthly Financial Report
Fiscal Year 2019/20 Through March 31, 2020

Total E&G			
Selected Revenue & Expenses			
	Approved Budget 2019-20	Actual Year-to-Date 2019-20	% of Budget
Revenue:			
Tuition*	\$79,709,645	\$75,871,362	95.2%
Fees*	\$18,549,953	\$17,397,160	93.8%
State Appropriation	\$39,786,283	\$29,582,757	74.4%
Non-Tuition Revenue	\$5,510,302	\$3,806,574	69.1%
Total Revenue	\$143,556,183	\$126,657,853	88.2%
Expenses:			
Personnel Related	\$108,609,470	\$81,656,530	75.2%
Non-Personnel Costs:			
Travel	\$2,177,485	\$1,494,848	68.7%
Utilities	\$2,331,410	\$1,870,591	80.2%
Other Non-Personnel Expenses	\$25,192,191	\$17,975,888	71.4%
Mandatory Transfers (Debt)	\$2,132,019	\$0	0.0%
Non-Mandatory Transfers	\$3,113,607	\$1,053,594	33.8%
Total Expenses	\$143,556,183	\$104,051,452	72.5%
Net Surplus/(Deficit/Use of Reserves)	\$0	\$22,606,401	
COVID-19 Net Fee Refunds and Expenses		\$977,367	
Net Surplus/(Deficit/Use of Reserves) After COVID-19		\$21,629,034	



Notes:
 As of March, COVID-19 Fee refund and miscellaneous expenses totalled \$977,367 for E&G and \$4,083,742 for the Auxiliary room, board and other miscellaneous expenses (Auxiliary not included in this financial report). As of March 31, 2020, 75.0% of the fiscal year has passed and 25.0% remains. Note that revenue and several expense categories are not recognized evenly throughout the year.

Revenue:
 Revenue - Tuition and fee revenue as of March 31, 2020 includes the second half of Summer 2019, Fall and Winter 2019, and Spring 2020 revenue. Note that total revenue will be recognized with each new term throughout the fiscal year, to June 30, 2020.
 Non-tuition revenue consists of interest income, rental of facilities, cell tower reimbursement, ID card fee, transcript fee, ticket sales, parking decals & tickets, Pepsi funding.

Expenses:
 Personnel costs are not incurred evenly throughout the year, but rather follow the established pay schedules.
 Other Non-personnel expenses include such costs as equipment and furnishings, scholarships, library costs, contracted services, advertising, software license fees, supplies, bad debt, etc.