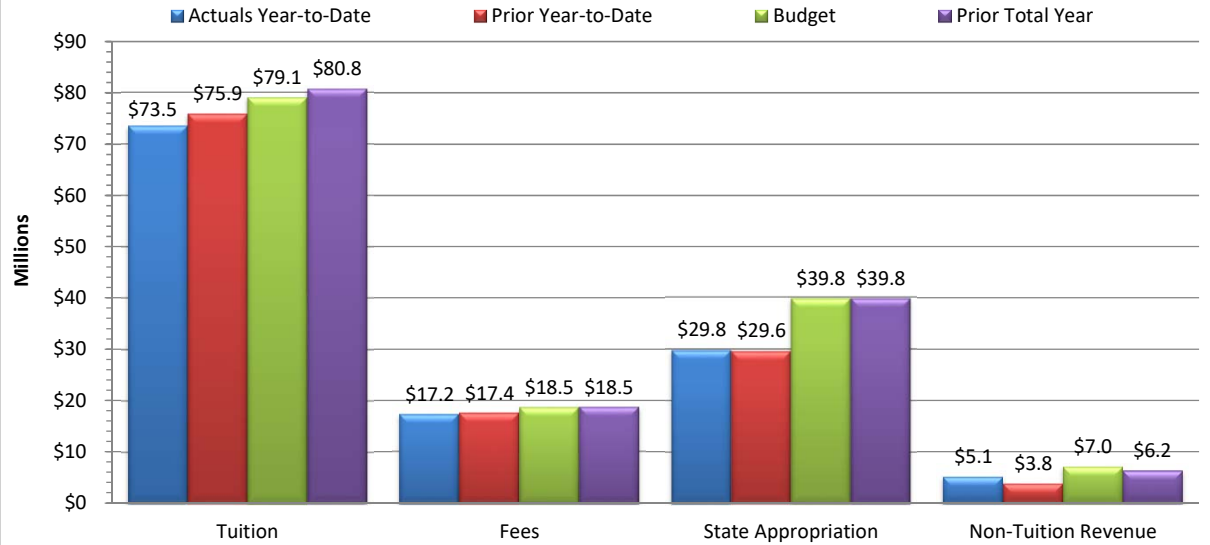


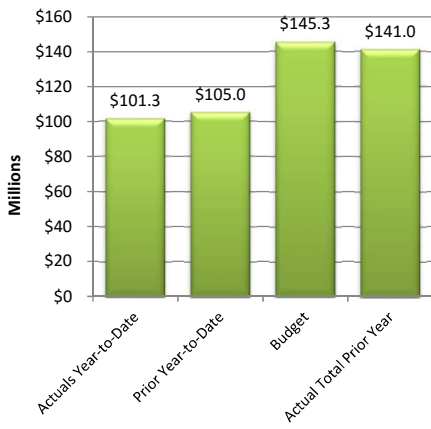
**Total E&G
Summary Revenue & Expenses**

	Budget 2020-21	Actual Year-to-Date 2020-21	% of Budget
Revenue:			
Tuition	\$79,069,245	\$73,547,159	93.0%
Fees	\$18,456,073	\$17,152,304	92.9%
State Appropriation	\$39,786,283	\$29,760,651	74.8%
Non-Tuition Revenue	\$6,977,615	\$5,128,945	73.5%
Total Revenue	\$144,289,215	\$125,589,059	87.0%
Expenses:			
Personnel Related	\$110,005,475	\$80,604,159	73.3%
Non-Personnel Costs:			
Travel	\$693,544	\$22,601	3.3%
Utilities	\$2,276,396	\$1,578,642	69.3%
Other Non-Personnel Expenses	\$27,181,298	\$18,176,395	66.9%
Mandatory Transfers (Debt)	\$2,035,984	\$0	0.0%
Non-Mandatory Transfers	\$3,125,356	\$921,714	29.5%
Total Expenses	\$145,318,053	\$101,303,511	69.7%
Net Surplus/(Deficit/Use of Reserves)	(\$1,028,838)	\$24,285,548	

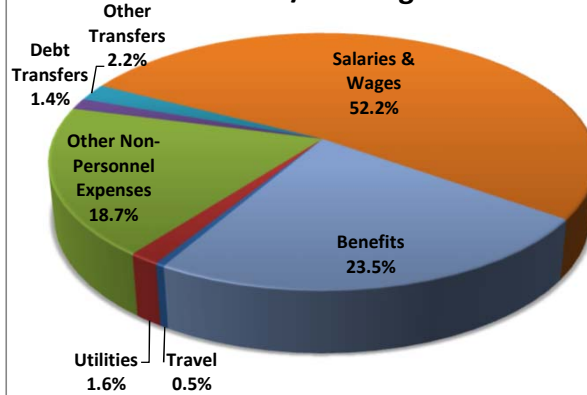
E&G Revenue



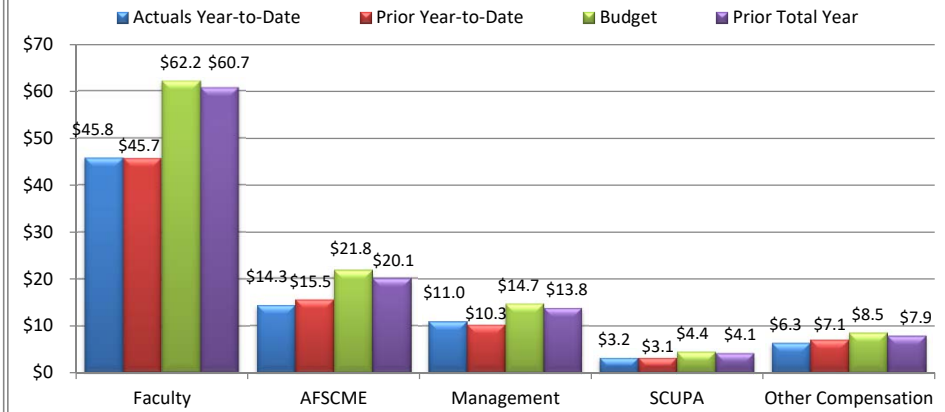
Total E&G Expenses



**E&G Expenses by Category
FY2020/21 Budget**



E&G Personnel Expenses (Millions)



Notes:

As of March 31, 2021, 75.0% of the fiscal year has passed and 25.0% remains. Note that revenue and several expense categories are not recognized evenly throughout the year.

Revenue:

Tuition and fee revenue are as of March 31, 2021 which includes tuition & fee revenue from Fall 2020, deferred revenue from Summer 2020, Winter, and Spring 2021. Note that total revenue will be recognized with each new term throughout the fiscal year, to June 30, 2021.

Non-tuition revenue consists of interest income, rental of facilities, cell tower reimbursement, ID card fee, transcript fee, ticket sales, parking decals & tickets, Pepsi funding.

Expenses:

Personnel costs are not incurred evenly throughout the year, but rather follow the established pay schedules.

Other Non-personnel expenses include such costs as equipment and furnishings, scholarships, library costs, contracted services, advertising, software license fees, supplies, bad debt, etc.