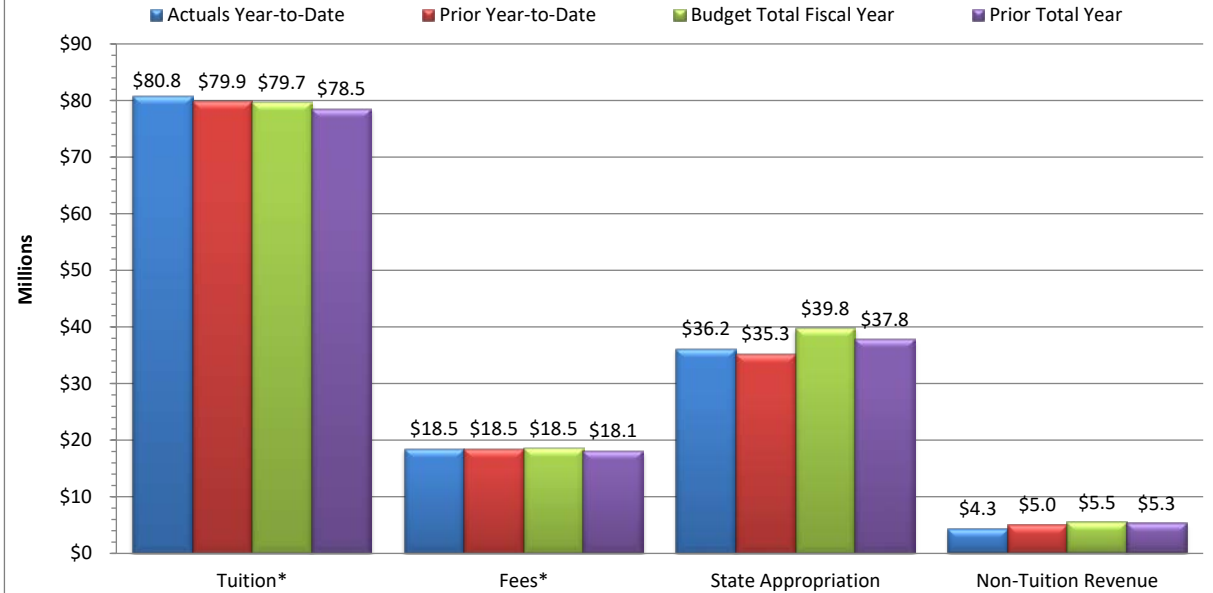


Slippery Rock University
Monthly Financial Report
Fiscal Year 2019/20 Through May 31, 2020

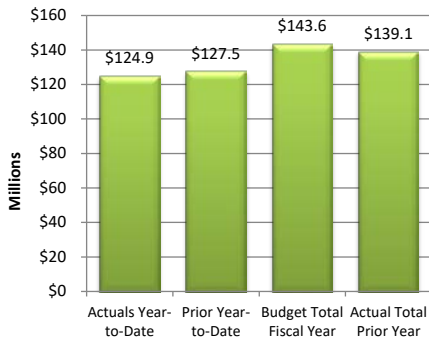
Total E&G
Selected Revenue & Expenses

	Approved Budget 2019-20	Actual Year-to-Date 2019-20	% of Budget
Revenue:			
Tuition*	\$79,709,645	\$80,815,055	101.4%
Fees*	\$18,549,953	\$18,473,459	99.6%
State Appropriation	\$39,786,283	\$36,156,703	90.9%
Non-Tuition Revenue	\$5,510,302	\$4,346,943	78.9%
Total Revenue	\$143,556,183	\$139,792,160	97.4%
Expenses:			
Personnel Related	\$108,609,470	\$100,046,265	92.1%
Non-Personnel Costs:			
Travel	\$2,177,485	\$1,584,048	72.7%
Utilities	\$2,331,410	\$2,191,193	94.0%
Other Non-Personnel Expenses	\$25,192,191	\$20,034,019	79.5%
Mandatory Transfers (Debt)	\$2,132,019	\$0	0.0%
Non-Mandatory Transfers	\$3,113,607	\$1,049,775	33.7%
Total Expenses	\$143,556,183	\$124,905,300	87.0%
Net Surplus/(Deficit/Use of Reserves)	\$0	\$14,886,860	
COVID-19 Net Fee Refunds and Expenses		\$1,062,463	
Net Surplus/(Deficit/Use of Reserves) After COVID-19		\$13,824,398	

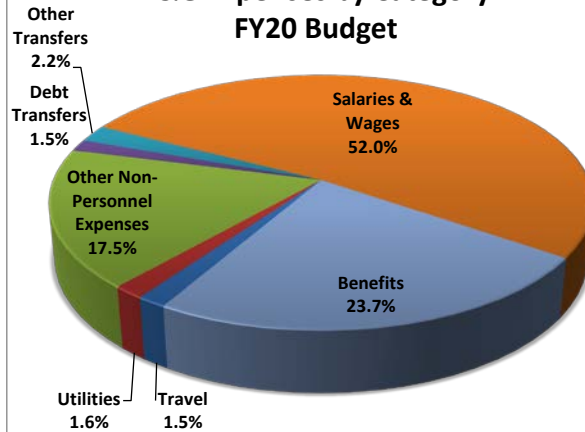
E&G Revenue



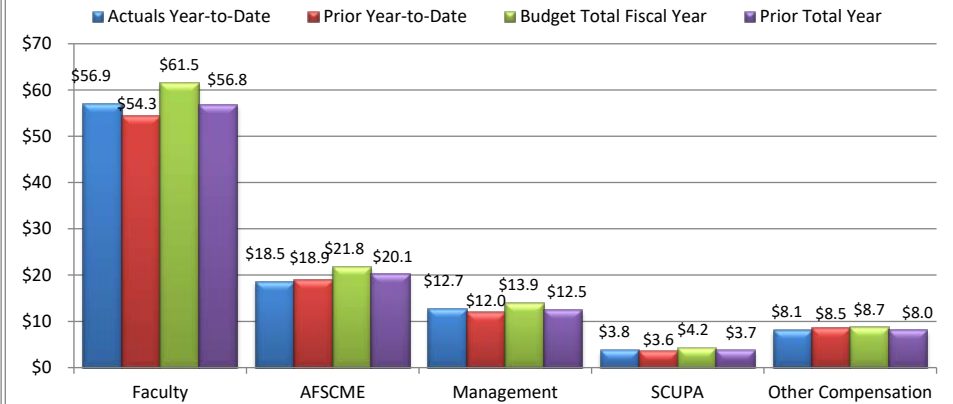
Total E&G Expenses



**E&G Expenses by Category
FY20 Budget**



E&G Personnel Expenses (Millions)



Notes:

* As of May, COVID-19 Fee refund and miscellaneous expenses totalled \$1,062,463 for E&G and \$4,169,286 for the Auxiliary room, board and other miscellaneous expenses (Auxiliary not included in this financial report).

As of May 31, 2020, 91.7% of the fiscal year has passed and 8.3% remains. Note that revenue and several expense categories are not recognized evenly throughout the year.

Revenue:

Revenue - Tuition and fee revenue as of May 31, 2020 includes Fall and Winter 2019, and Spring and Summer 2020 revenue. Note that total revenue will be recognized with each new term throughout the fiscal year, to June 30, 2020.

Non-tuition revenue consists of interest income, rental of facilities, cell tower reimbursement, ID card fee, transcript fee, ticket sales, parking decals & tickets, Pepsi funding.

Expenses:

Personnel costs are not incurred evenly throughout the year, but rather follow the established pay schedules.

Other Non-personnel expenses include such costs as equipment and furnishings, scholarships, library costs, contracted services, advertising, software license fees, supplies, bad debt, etc.