

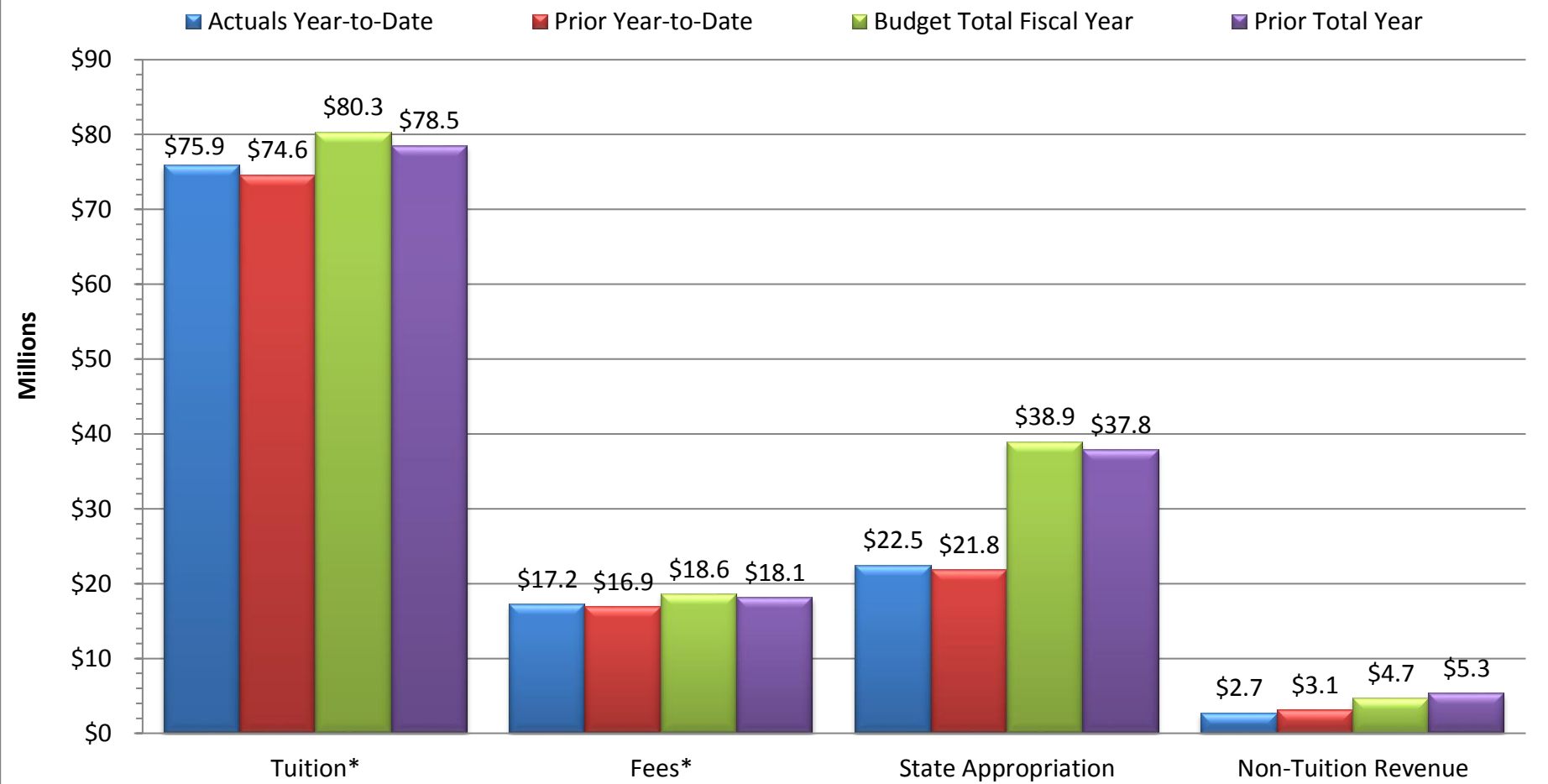
**Slippery Rock University**  
**Monthly Financial Report**  
**Fiscal Year 2018/19 through January 31, 2019**

**Total E&G**  
**Selected Revenue & Expenses**

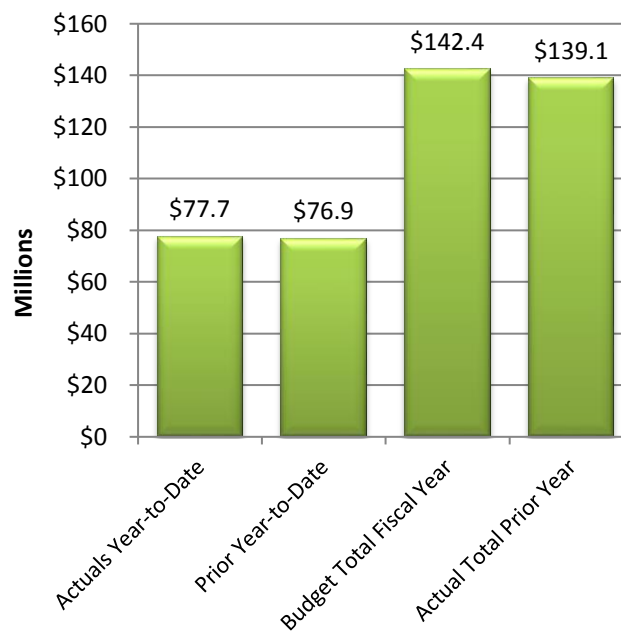
	Budget Fiscal Year 2018-19	Actual Year-to-Date 2018-19	% of Budget
<b>Revenue:</b>			
Tuition*	\$80,270,793	\$75,872,194	95%
Fees*	\$18,573,854	\$17,241,195	93%
State Appropriation	\$38,926,348	\$22,457,988	58%
Non-Tuition Revenue	\$4,662,244	\$2,690,443	58%
<b>Total Revenue</b>	<b>\$142,433,238</b>	<b>\$118,261,819</b>	<b>83%</b>
<b>Expenses:</b>			
Personnel Related	\$109,050,334	\$60,669,149	56%
<b>Non-Personnel Costs:</b>			
Travel	\$1,913,713	\$1,126,660	59%
Utilities	\$2,060,876	\$1,497,916	73%
Other Non-Personnel Expenses	\$23,949,380	\$14,122,829	59%
Mandatory Transfers (Debt)	\$2,000,426	\$0	0%
Non-Mandatory Transfers	\$3,458,509	\$249,710	7%
<b>Total Expenses</b>	<b>\$142,433,238</b>	<b>\$77,666,264</b>	<b>55%</b>
<b>Net Surplus/(Deficit/Use of Reserves)</b>	<b>\$0</b>	<b>\$40,595,554</b>	

\*Tuition & Fee revenue is recorded/recognized in advance of many of the corresponding expenses

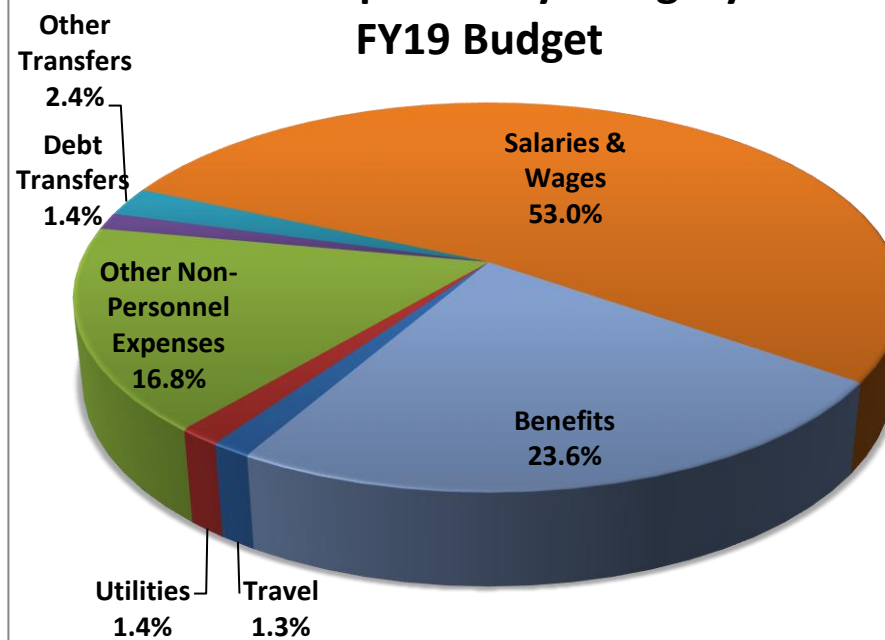
**E&G Revenue**



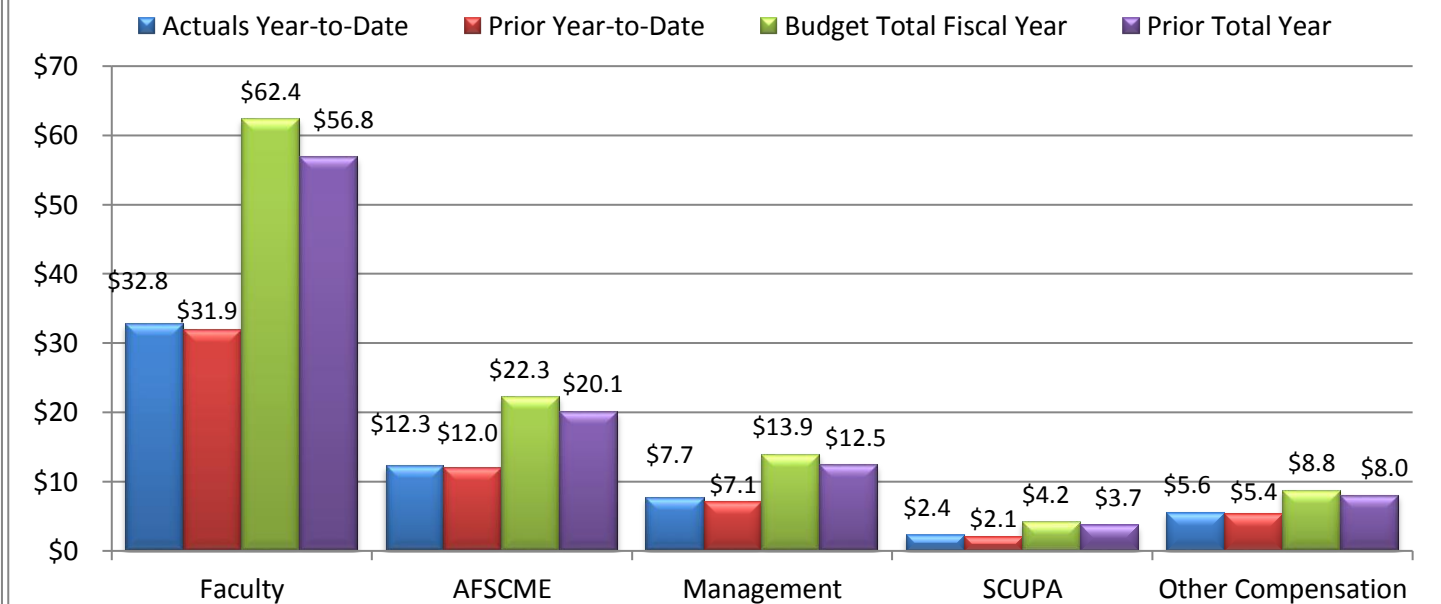
**Total E&G Expenses**



**E&G Expenses by Category  
FY19 Budget**



**E&G Personnel Expenses (Millions)**



**Notes:**

As of January 31, 2019, 58.3% of the fiscal year has passed and 41.7% remains. Note that revenue and several expense categories are not recognized evenly throughout the year.

Revenue:

Revenue - Tuition and fee revenue as of January 31, 2019 includes Fall, Winter and Spring revenue. Net revenue will continue to change throughout the fiscal year, to June 30, 2019.

Non-tuition revenue consists of interest income, rental of facilities, cell tower reimbursement, ID card fee, transcript fee, ticket sales, parking decals & tickets, Pepsi funding.

Expenses:

Personnel costs are not incurred evenly throughout the year, but rather follow the established pay schedules.

Other Non-personnel expenses include such costs as equipment and furnishings, scholarships, library costs, contracted services, advertising, software license fees, maintenance/office supplies, bad debt expense, software, etc.