

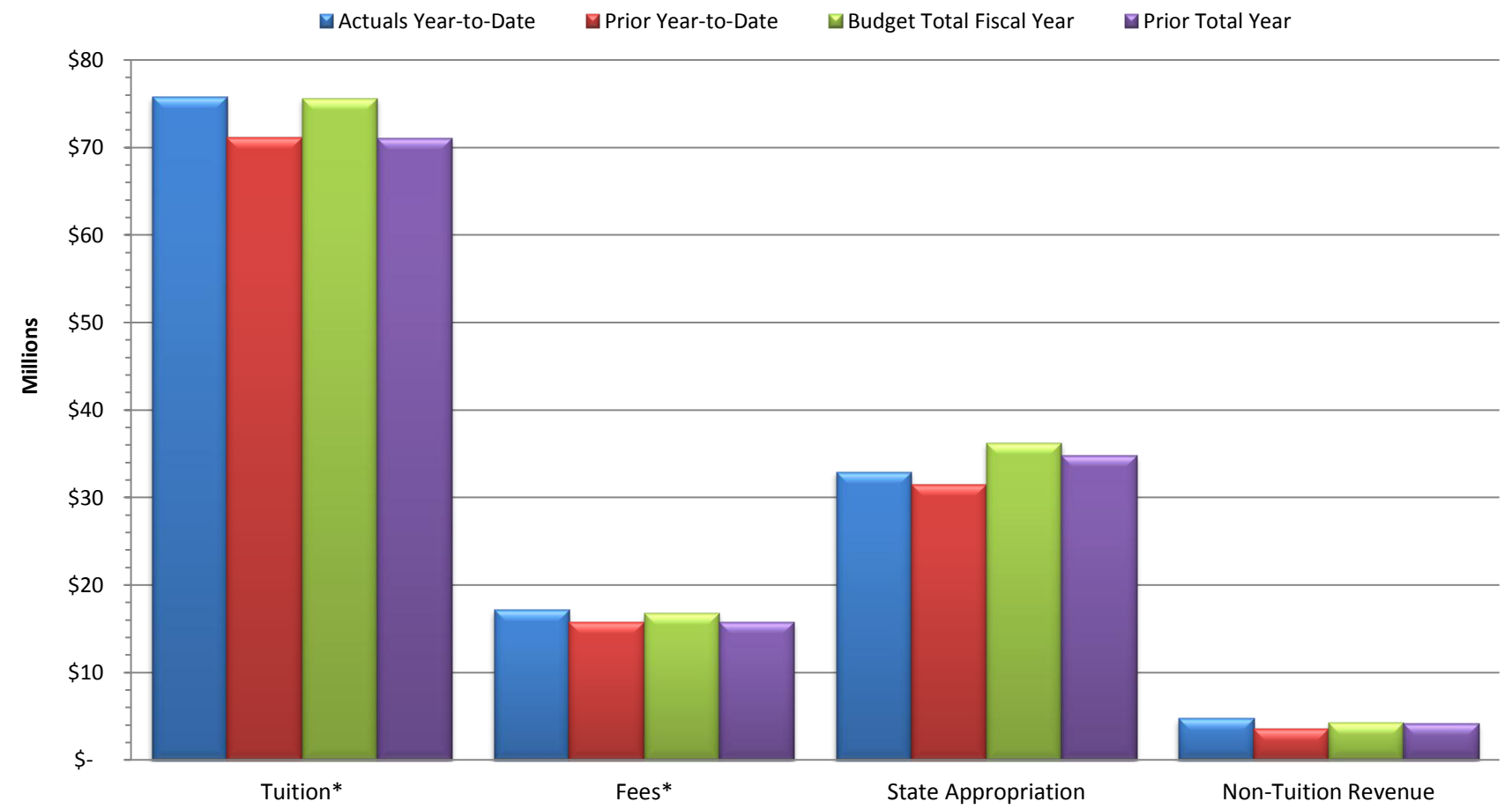
**Slippery Rock University  
Monthly Financial Report  
May 2017**

**Total E&G  
Selected Revenue & Expenses**

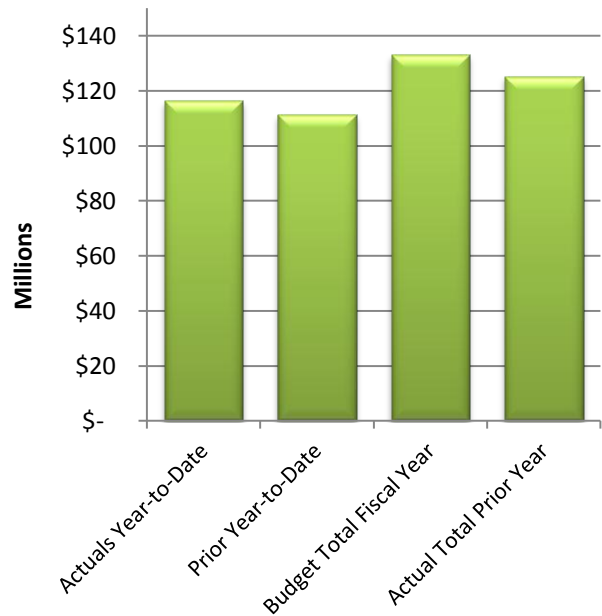
	Budget Fiscal Year 2016-17	Actual Year-to-Date 2016-17	% of Budget
<b>Revenue:</b>			
Tuition*	\$ 75,618,828	\$ 75,805,687	100%
Fees*	\$ 16,743,480	\$ 17,139,432	102%
State Appropriation	\$ 36,240,412	\$ 32,937,333	91%
Non-Tuition Revenue	\$ 4,245,074	\$ 4,738,409	112%
<b>Total Revenue</b>	<b>\$ 132,847,794</b>	<b>\$ 130,620,861</b>	<b>98%</b>
<b>Expenses:</b>			
Personnel Related	\$ 103,040,669	\$ 92,088,766	89%
<b>Non-Personnel Costs:</b>			
Travel	\$ 1,862,503	\$ 1,770,875	95%
Utilities	\$ 2,728,138	\$ 2,661,847	98%
Other Non-Personnel Expenses	\$ 19,834,141	\$ 18,064,158	91%
Mandatory Transfers (Debt)	\$ 2,462,994	\$ 1,517,355	62%
Non-Mandatory Transfers	\$ 2,919,349	\$ 275,754	9%
<b>Total Expenses</b>	<b>\$ 132,847,794</b>	<b>\$ 116,378,755</b>	<b>88%</b>
<b>Net Surplus/(Deficit/Use of Reserves)</b>	<b>\$ -</b>	<b>\$ 14,242,106</b>	

\*Tuition & Fee revenue is recorded/recognized in advance of many of the corresponding expenses

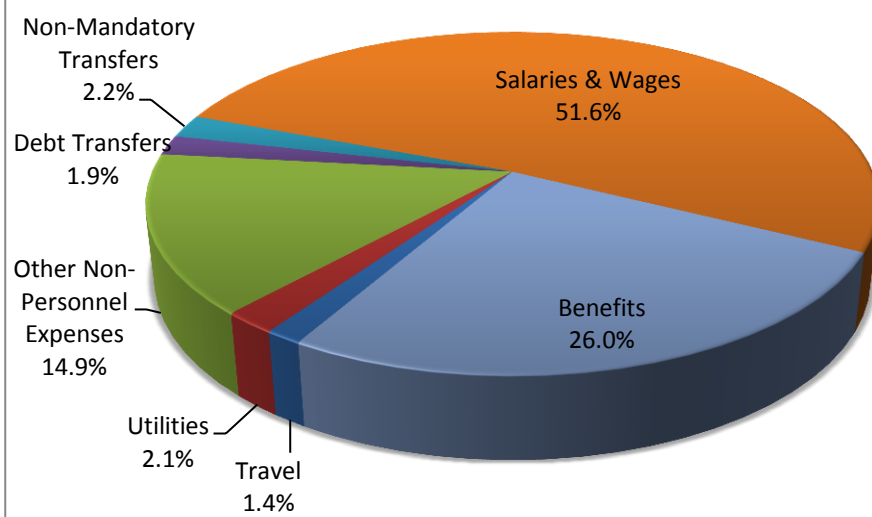
**E&G Revenue**



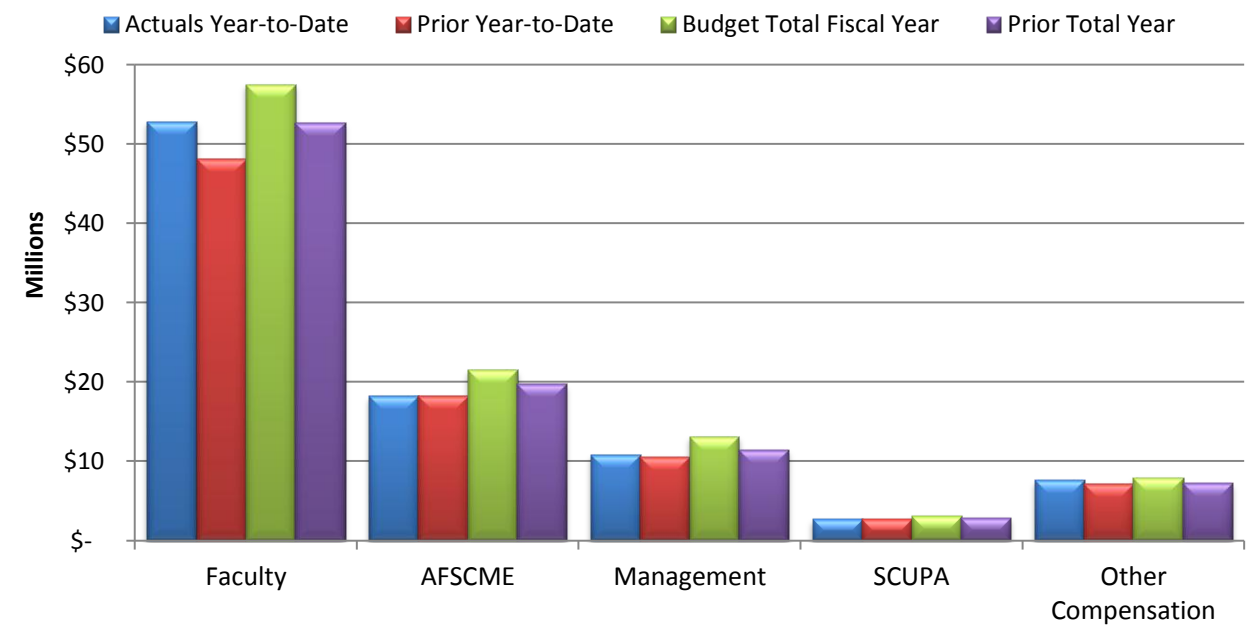
**Total E&G Expenses**



**E&G Expenses by Category  
FY17 Budget**



**E&G Personnel Expenses**



**Notes:**

As of May 31, 2017- 91.7% of the fiscal year has passed and 8.3%, or one month, remains. Note that revenue and several expense categories are not recognized evenly throughout the year.

Revenue:

Revenue - Tuition and fee revenue as of May 31, 2017 includes billings for the academic year and intersession. Tuition and fees for the summer sessions will continue to adjust to through the end of the fiscal year, June 30, 2017.

Non-tuition revenue consists of interest income, rental of facilities, cell tower reimbursement, ID card fee, transcript fee, ticket sales, parking decals & tickets, Pepsi funding.

Expenses:

Personnel costs are not incurred evenly throughout the year, but rather follow the established pay schedules.

Other Non-personnel expenses include such costs as equipment and furnishings, scholarships, library costs, contracted services, advertising, software license fees, maintenance/office supplies, bad debt expense, software, etc.