

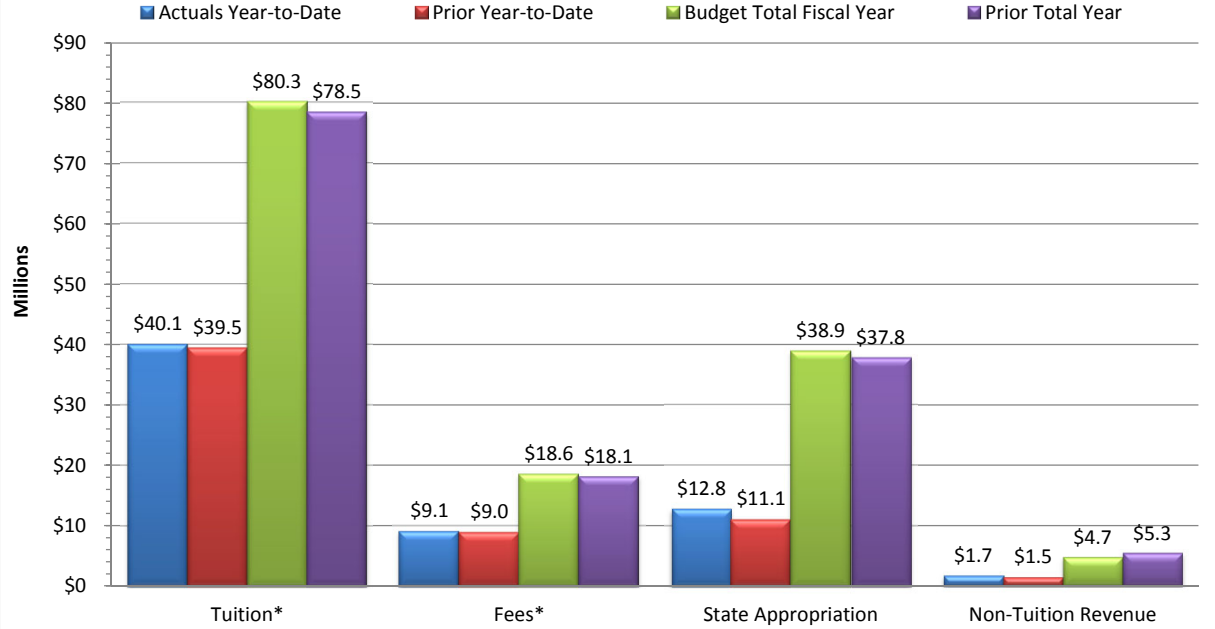
**Slippery Rock University**  
**Monthly Financial Report**  
**Fiscal Year 2018/19 through October 31, 2018**

**Total E&G**  
**Selected Revenue & Expenses**

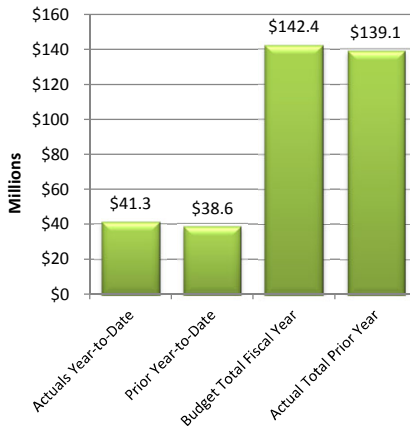
	Budget Fiscal Year <u>2018-19</u>	Actual Year-to-Date <u>2018-19</u>	% of Budget
<b>Revenue:</b>			
Tuition*	\$80,270,793	\$40,084,663	50%
Fees*	\$18,573,854	\$9,123,068	49%
State Appropriation	\$38,926,348	\$12,833,136	33%
Non-Tuition Revenue	\$4,662,244	\$1,716,074	37%
<b>Total Revenue</b>	<b>\$142,433,238</b>	<b>\$63,756,940</b>	<b>45%</b>
<b>Expenses:</b>			
Personnel Related	\$109,050,334	\$31,394,412	29%
<b>Non-Personnel Costs:</b>			
Travel	\$1,913,713	\$498,548	26%
Utilities	\$2,060,876	\$791,509	38%
Other Non-Personnel Expenses	\$23,949,380	\$8,449,911	35%
Mandatory Transfers (Debt)	\$2,000,426	\$0	0%
Non-Mandatory Transfers	\$3,458,509	\$145,508	4%
<b>Total Expenses</b>	<b>\$142,433,238</b>	<b>\$41,279,888</b>	<b>29%</b>
<b>Net Surplus/(Deficit/Use of Reserves)</b>	<b>\$0</b>	<b>\$22,477,052</b>	

\*Tuition & Fee revenue is recorded/recognized in advance of many of the corresponding expenses

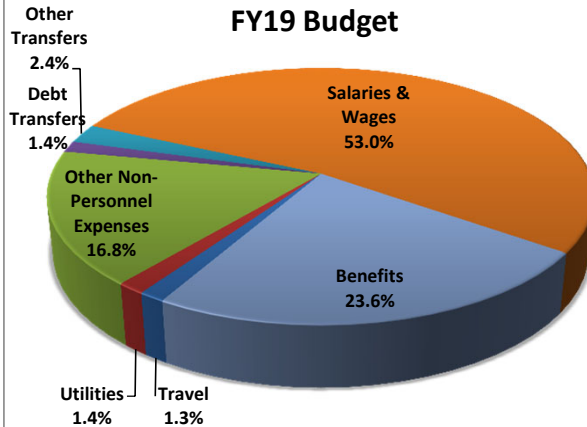
**E&G Revenue**



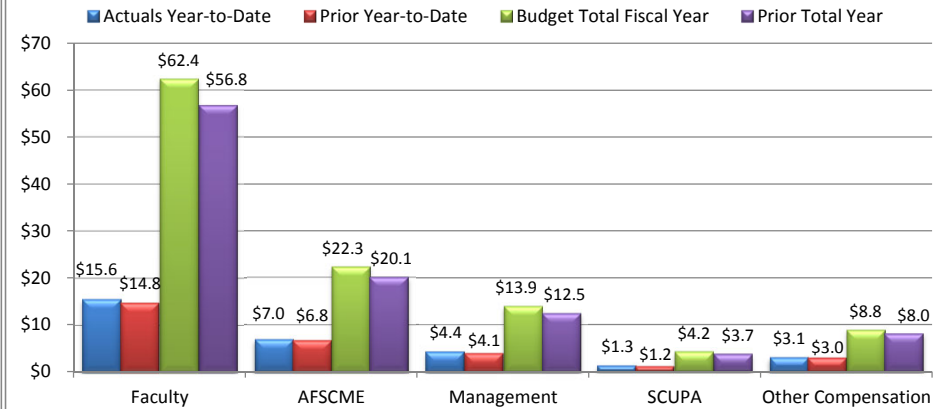
**Total E&G Expenses**



**E&G Expenses by Category  
FY19 Budget**



**E&G Personnel Expenses (Millions)**



**Notes:**

As of October 31, 2018, 33.3% of the fiscal year has passed and 66.7% remains. Note that revenue and several expense categories are not recognized evenly throughout the year.

**Revenue:**

Revenue - Tuition and fee revenue as of October 31, 2018 includes the Fall semester revenue. Net revenue will continue to change throughout the fiscal year, to June 30, 2019.

Non-tuition revenue consists of interest income, rental of facilities, cell tower reimbursement, ID card fee, transcript fee, ticket sales, parking decals & tickets, Pepsi funding.

**Expenses:**

Personnel costs are not incurred evenly throughout the year, but rather follow the established pay schedules.

Other Non-personnel expenses include such costs as equipment and furnishings, scholarships, library costs, contracted services, advertising, software license fees, maintenance/office supplies, bad debt expense, software,