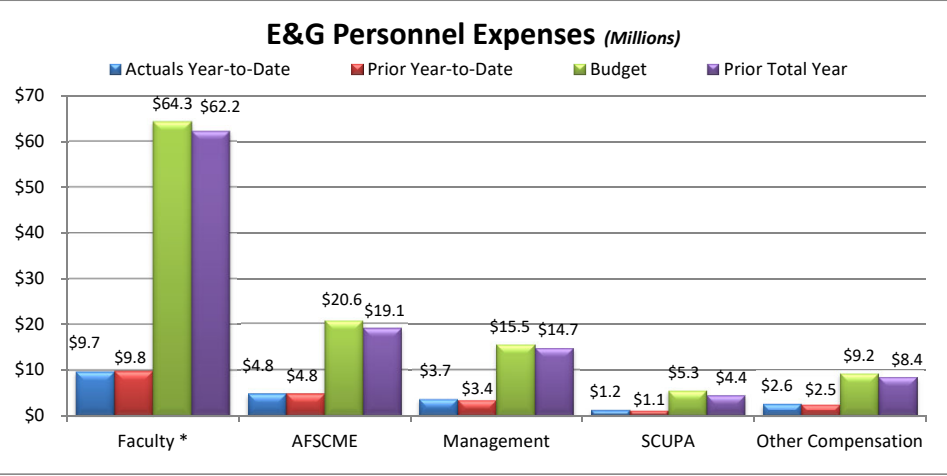
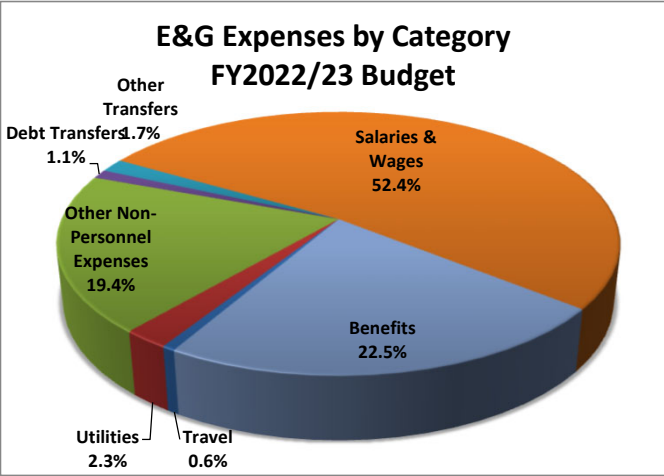
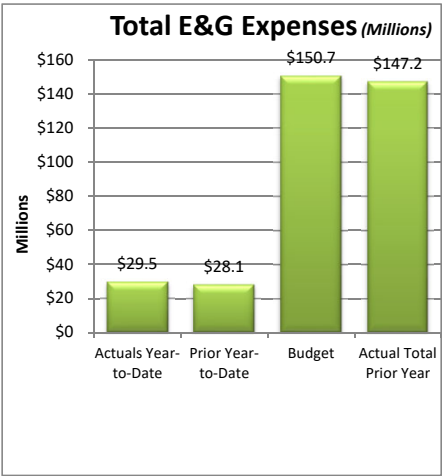
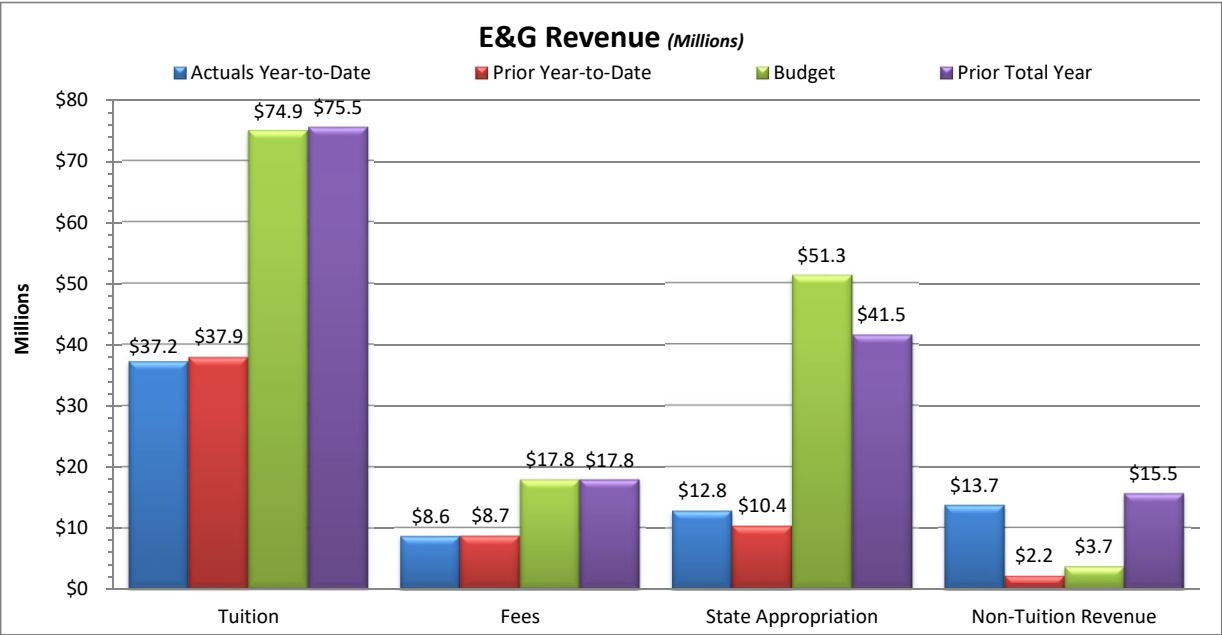


Slippery Rock University  
 Monthly Financial Report  
 Fiscal Year 2022/23 Through September 30, 2022

Total E&G Summary Revenue & Expenses			
	Budget 2022/23	Actual Year-to-Date 2022/23	YTD % of Total Budget Recognized
Revenue:			
Tuition	\$74,946,589	\$37,210,639	49.6%
Fees	\$17,810,679	\$8,611,730	48.4%
State Appropriation	\$51,256,983	\$12,801,069	25.0%
Non-Tuition Revenue	\$3,705,419	\$13,664,530 <sup>1)</sup>	368.8%
<b>Total Revenue</b>	<b>\$147,719,670</b>	<b>\$72,287,968</b>	<b>48.9%</b>
Expenses & Transfers:			
Personnel Related	\$112,882,823	\$21,947,942	19.4%
Non-Personnel Related:			
Travel	\$978,657	\$187,993	19.2%
Utilities	\$3,451,158	\$648,886	18.8%
Other Non-Personnel Expenses	\$29,185,591	\$6,513,629	22.3%
Debt Principal	\$1,661,312	\$0	0.0%
Transfer to Plant	\$2,500,000	\$173,814	7.0%
<b>Total Expenses &amp; Transfers</b>	<b>\$150,659,541</b>	<b>\$29,472,264</b>	<b>19.6%</b>
<b>Net Surplus/(Deficit)</b>	<b>(\$2,939,871)</b>	<b>\$42,815,704</b>	
Strategic use of Reserves	\$3,013,823		
<b>Net Surplus/(Deficit)/Use of Reserves</b>	<b>\$73,951</b>		



**Notes:**  
 1) July 2023 \$12.4M of additional CSFRF funding was allocated to SRU; guidance is pending.

As of September 30, 2022, 25.0% of the fiscal year has passed and 75.0% remains. Note that revenue and several expense categories are not recognized evenly throughout the year.

Revenue:  
 Tuition and fee revenue are as of September 30, 2022 includes deferred revenue from Summer 2022 and Fall 2022. Note that total revenue will be recognized throughout the fiscal year, to June 30, 2023.  
 Non-tuition revenue consists of interest income, rental of facilities, cell tower reimbursement, ID card fee, transcript fee, ticket sales, parking decals & tickets, Pepsi funding.

Expenses:  
 Personnel costs are not incurred evenly throughout the year, but rather follow the established pay schedules.  
 Other Non-personnel expenses include such costs as equipment and furnishings, scholarships, library costs, contracted services, advertising, software license fees, supplies, bad debt, etc.