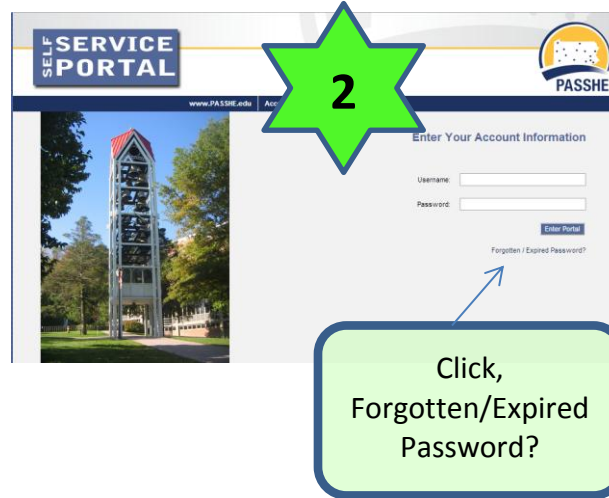


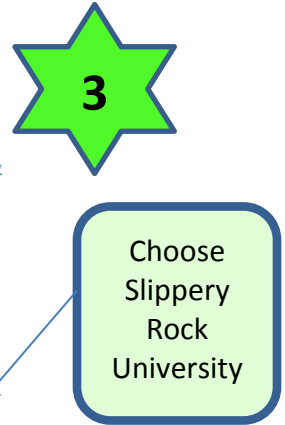
ESS or ETIME PASSWORD RESET INSTRUCTIONS

www.sru.edu/payroll

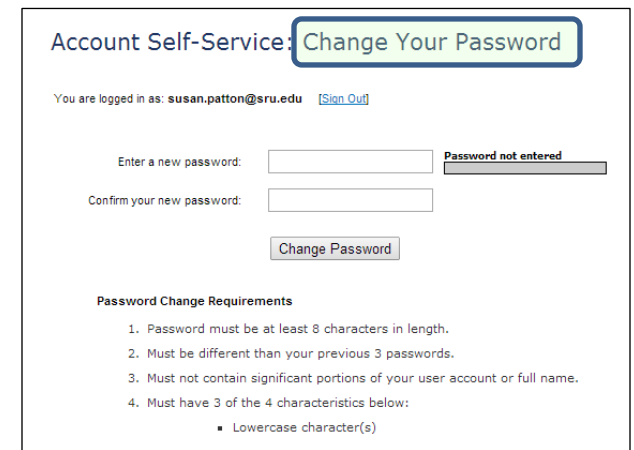
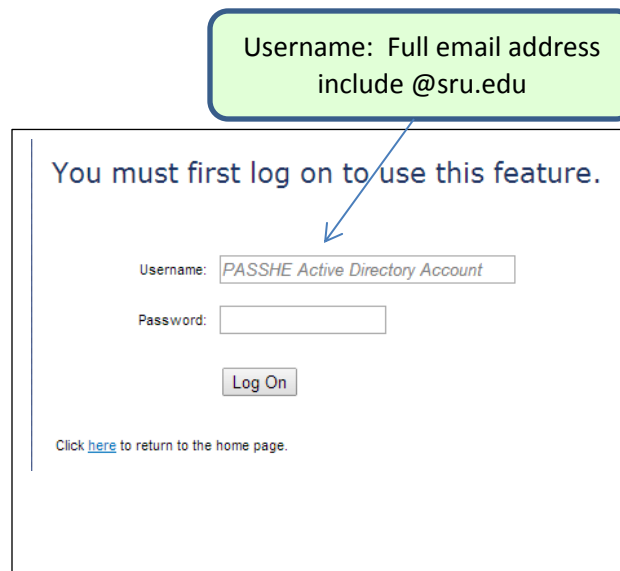
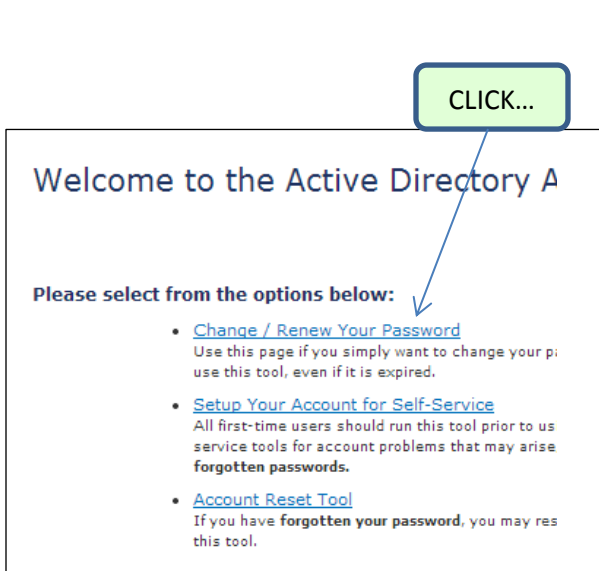


Please select your university affiliation.

- [Bloomsburg University](#)
- [California University](#)
- [Chevney University](#)
- [Clarion University](#)
- [East Stroudsburg University](#)
- [Edinboro University](#)
- [Indiana University](#)
- [Kutztown University](#)
- [Lock Haven University](#)
- [Mansfield University](#)
- [Millersville University](#)
- [Shippensburg University](#)
- [Slippery Rock University](#)
- [West Chester University](#)
- [Office of the Chancellor / Dixon University Center](#)
- [PASSHE University Trustees](#)



PASSWORD EXPIRED – Still remember old password:



Forgot your password? See page 2.....

FORGOTTEN PASSWORD:

CLICK...

Username: Complete email address
include @sru.edu

PIN: a four digit code you created
when you first set this up

Answer Challenge
questions

Welcome to the Active Directory A

Please select from the options below:

- [Change / Renew Your Password](#)
Use this page if you simply want to change your pi use this tool, even if it is expired.
- [Setup Your Account for Self-Service](#)
All first-time users should run this tool prior to us service tools for account problems that may arise forgotten passwords.
- [Account Reset Tool](#)
If you have forgotten your password, you may res this tool.

Account Self-Service: Reset Your Account

Using this system, you may perform the following tasks:

- If you have forgotten your password, you can have it reset.
- If your account is currently locked out, you may unlock it.

To get started with the service, answer the following questions:

What is your username?

What is your PIN?

Account Self-Service: Reset Your Account

Welcome to the Account Reset Tool susan.patton@sru.edu . [\[Sign Out\]](#)

What action would you like performed on your account?

Reset my password
 Do not reset my password -- only remove the account lockout condition

Please provide answers to the following questions:

What was the first state you lived in?

What is the name of the very first pet of my own?

Account Self-Service: [Change Your Password](#)

You are logged in as: susan.patton@sru.edu [\[Sign Out\]](#)

Enter a new password: Password not entered

Confirm your new password:

Password Change Requirements

1. Password must be at least 8 characters in length.
2. Must be different than your previous 3 passwords.
3. Must not contain significant portions of your user account or full name.
4. Must have 3 of the 4 characteristics below:
 - Lowercase character(s)
 - Uppercase character(s)
 - Numeric character(s)
 - Special character(s), such as ! @ # \$ % ^ & *

Please call the help desk to reset your password if you can't remember the information from the reset tool:

724-738-4357

To reset or change your PIN and challenge questions, use your working password to reset the Setup Tool.

Welcome to the Active Directory A

Please select from the options below:

- [Change / Renew Your Password](#)
Use this page if you simply want to change your pi use this tool, even if it is expired.
- [Setup Your Account for Self-Service](#)
All first-time users should run this tool prior to us service tools for account problems that may arise forgotten passwords.
- [Account Reset Tool](#)
If you have forgotten your password, you may res this tool.