



September 24, 2020

Council of Trustees

SLIPPERY ROCK UNIVERSITY

MISSION AND VISION

OUR VISION

Slippery Rock University will excel as a caring community of lifelong learners connecting with the world.

OUR MISSION

The fundamental educational mission of Slippery Rock University (SRU) is to transform the intellectual, social, physical, and leadership capacities of students in order to prepare them for life and career success. Complementary missions are to engage in scholarly activity and professional service.

SRU is committed to serving a diverse student body and empowering anyone regionally, nationally, and internationally who can benefit from its programs and lifelong learning opportunities. Thereby SRU addresses the educationally-related economic, health, environmental, social, cultural, and recreational needs of the communities served by the university.

In pursuit of SRU's educational purpose, talented faculty and staff provide creative integrated curricula and experiences that are connected to the world in which graduates will work and live. Students are taught using powerful and engaging pedagogies in appropriate learning spaces employing state-of-the-art technology. They study in an open, caring, nurturing, and friendly environment, and live in a safe community with access to high-quality student services. SRU strives to be a best-value institution with an affordable cost and substantial student financial support.

TO: Members, Council of Trustees

FROM: Matt Lautman, chairperson

DATE September 11, 2020

SUBJECT: Meeting of the Council – September 24, 2020

The Slippery Rock University Council of Trustees will hold its quarterly meeting **September 24, 2020 via ZOOM conferencing in response to COVID-19 campus planning.**

Trustees are encouraged to engage in all committee meetings.

Council will follow this schedule:

8:30 a.m. – 10:00 a.m. Academic and Student Affairs Committee – Alfonso Angelucci, chair
Members: Samantha Hawk, Suzanne Vessella, Elise Michaux, Jeff Smith

10:00 a.m. – 11:00 a.m. Finance Committee – Bill McCarrier, chair
Members: Suzanne Vessella, Dominic Ionta, Dan Lavalley, Alfonso Angelucci,

BREAK

11:15 a.m. – 12:15 p.m. University Advancement Committee – Bob Taylor, chair
Members: Dan Lavalley, Jeff Smith, Joshua Young, Bill McCarrier

12:15 p.m. – 1:00 p.m. Governance Committee – Joshua Young, chair
Samantha Hawk, Elise Michaux, Bob Taylor, Dominic Ionta

1:00 p.m. – 2:00 p.m. Executive Session – Trustees and President Behre (closed session)

2:30 p.m. SRU Council of Trustees Quarterly Business Meeting

cc: Cabinet

TLM

**Slippery Rock University Council of Trustees
Quarterly Business Meeting
September 24, 2020**

8:30 a.m. – 1:00 p.m. Committee Meetings via ZOOM

Link to join the room: <https://sru.zoom.us/j/7782689666>

Telephone number to dial in: (646)876-9923

Meeting ID: 778 268 9666

2:30 p.m. Quarterly Business Meeting via ZOOM

Link to join the room: <https://sru.zoom.us/j/7782689666>

Telephone number to dial in: (646)876-9923

Meeting ID: 778 268 9666

1	Academic and Student Affairs Committee Agenda	13	Resolution: New Pig Corporation
2	Finance and Administrative Affairs Committee Agenda	14	Financial Report
3	University Advancement Committee Agenda	15	COT Meeting Minutes - June 4, 2020
4	Governance Committee Agenda	16	University Advancement Committee Minutes July 29, 2020
5	Executive Session Agenda	17	COT Special Meeting Minutes - August 4, 2020
6	Public Session Agenda	18	CPP Narrative
7	Contracts, Fixed Assets and Service and Supply Purchase Orders	19	Commendations
8	Facilities and Planning Active Project List	20	Divisional Reports
9	HR Personnel Items	21	
10	Budget	22	
11	Policy: Community Memorial Award	23	
12	Resolution: Falcon Power Consultants	24	

**SLIPPERY ROCK UNIVERSITY
COUNCIL OF TRUSTEES**

**Academic and Student Affairs Committee (TAB #1)
Dr. Alfonso Angelucci, chair**

**Thursday, September 24, 2020
8:30 a.m. – 10:00 a.m.
ZOOM Conferencing**

Members: **Dr. Alfonso Angelucci, chair** **Jeff Smith**
 Samantha Hawk **Elise Michaux**
 Suzanne Vessella

AGENDA

I. Call to Order – Dr. Alfonso Angelucci

II. Action Items:

None

III. Presentations:

New Title IX Regulations Update

Ms. Holly McCoy, Assistant Vice President, Diversity & Equal Opportunity
(PowerPoint will be sent to Trustees via email)

Academic Planning Update

(See Attached)

Dr. Abbey Zink, Provost/Chief Academic Affairs Officer

Academic Program Update

(See Attached)

Ms. Carrie Birckbichler, chief data officer, Planning, Resource Mgmt., Assessment

Enrollment Update

(See Attached)

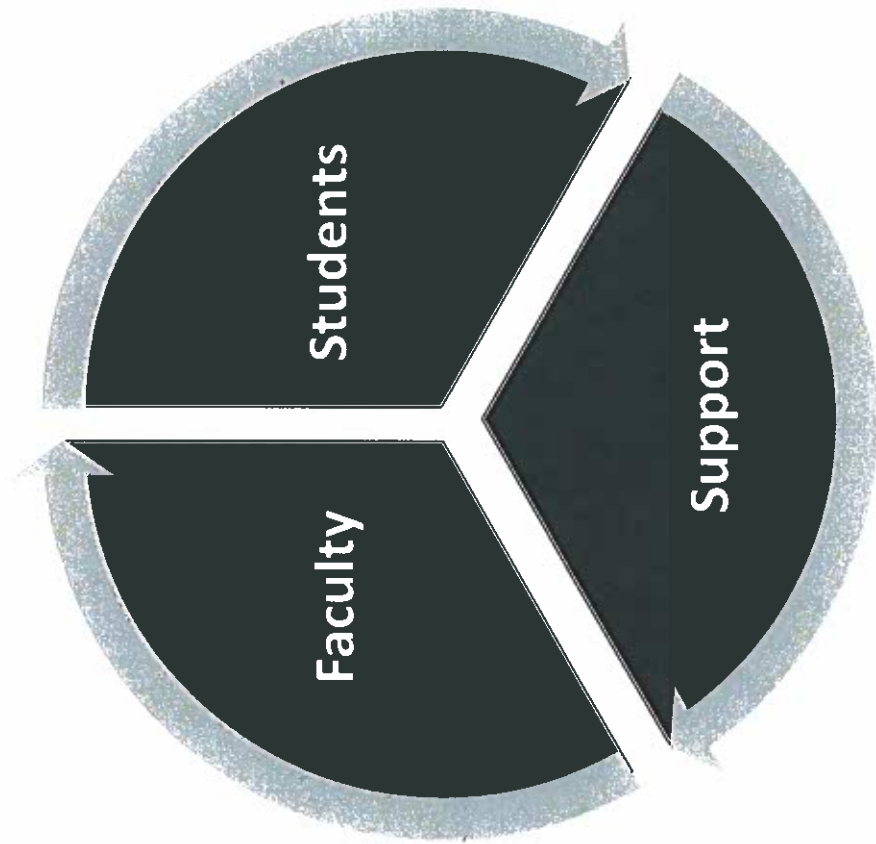
Dr. Amanda Yale, chief enrollment officer, Enrollment Management

IV. Other Business:

V. Adjournment

9.10.20

Fall 2020: Learning Experience



Fall 2020: Faculty training

DE Certification Course - CARE

Course Home Content Discussions Droppos Quizzes Checklist More



DE Certification Course - CARE

ACUE Association of College and University Educators



Podcast for Teaching & Learning

The Podcast for Teaching and Learning

SKU Center for Teaching and Learning


Welcome to Online Teaching at the Rock!

Joint Message from the Office of the Provost and APSCUP

Faculty and staff have been working hard to ensure that our students have a great experience in our online courses. We are proud to have a strong record of success in our online courses. We are committed to providing a high-quality learning experience for all students, and we are excited to see the results of our efforts. We are committed to providing a high-quality learning experience for all students, and we are excited to see the results of our efforts.

Fall 2020: Faculty & student technology support

- **Technology upgrades**



- Installed 140 Owls
- Added high-end audio in 16 classrooms
- Created a production studio
- Upgraded Alumni House technology
- Distributed 168 laptops and 4 wi-fi hotspots
- Assisted 92 students through Connectivity program via payment to vendors
- Added 34 software packages for students

Fall 2020: Student success strategies

Office of Academic Affairs and Integrated Learning • ROCK LEARNING NOW

ROCK LEARNING NOW

The Classroom Experience

Online Learning Platforms

Doing Your Best

Get More Help: Campus Resources

Chat With a Student

Frequently Asked Questions



Because of the COVID-19 pandemic, we know that the teaching and learning environment at SRU will be different from past semesters. However, being different is not necessarily a bad thing as you'll gain experience learning in new ways.

Our staff will think hard at ways and resources that are easy to utilize and student-friendly. The links on the left side of this page will help you to learn additional resources that will help you be successful in our digital semester, including:

- **The Classroom Experience** describes the different types of classes that will be offered. You can summer about online classes, COVID online classes, multisection classes and traditional classes. This will provide insight into how you can be successful in these different types of classes.
 - **Online Learning Platforms** links you to information about the different online services (such as Blackboard, Canvas, D2L, Zoom, etc.) and others. With the use of video tutorials and other resources you'll soon be on your way to becoming an expert with each of these platforms.
 - **Doing Your Best: Skills, Tips and Techniques** offers information about different study methods, tips and techniques that will be useful in our new learning environment. We are dedicated to your success and this section is here to ease your way into the classroom this semester.
 - **Get More Help: Campus Resources** includes links to various campus resources that focus on learners and learning. We have information about student services, departmental and involvement opportunities available at SRU.
 - Perhaps best of all, we have created **Chat with a Student**, a way for you to connect directly with an experienced student. This feature allows you to gain a current student's perspective on questions you may have. Get started by clicking on the "Chat with a Peer Partner" tab and choose your preferred method of connecting.
 - Check out the **Frequently Asked Questions** tab for an overview of the most common questions that students have about classes at SRU this fall. There is a good chance you'll find what you're looking for here.
- SRU may look different right now, but we are stronger together. As a University and community, we want to be sure that you have all the resources you need to succeed.

CONTACT INFORMATION

Academic Affairs and Integrated Learning
The Office of Rock Learning Now
rocklearningnow@slipperyrock.edu

APPLY	...
VIEW	...
INQUIRE	...

<https://www.sru.edu/offices/academic-affairs-and-integrated-learning/rock-learning-now>

Fall 2020: View from the trenches



Michelle L. Amodei, D. Ed.

Chair & Associate Professor

Department of Elementary/Early Childhood Education

Additional academic support



- Bailey Library
- Tutoring
- IATS
- Peer-to-peer chat
- Faculty and department outreach
- Virtual office hours



Slippery Rock University New Academic Programs Fall 2016 to Fall 2020

Council of Trustees – September 2020

Development of New/Market Driven Programs

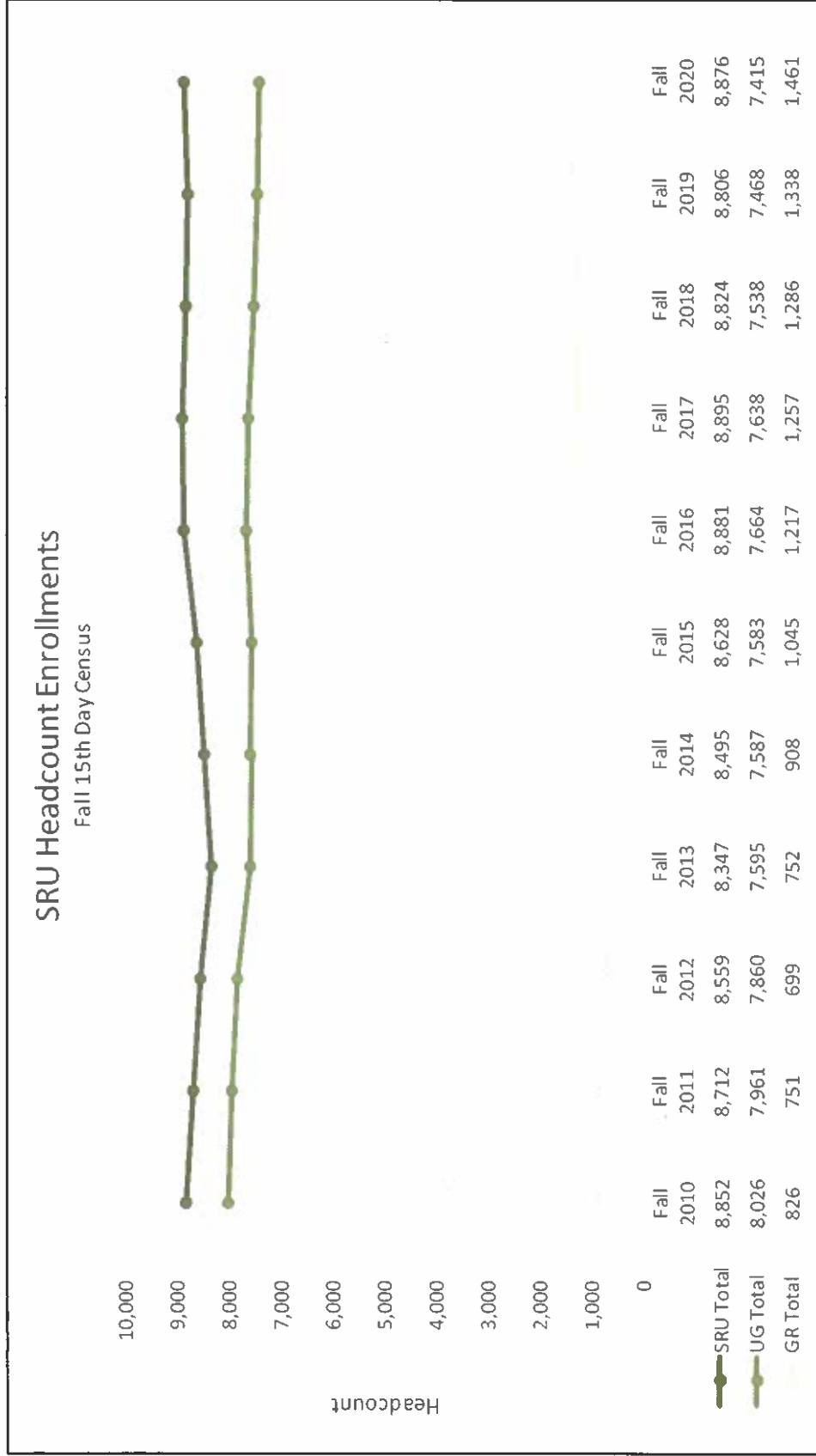
Undergraduate Programs (9)

BFA Dance
Petroleum & Natural Gas Engineering
Corporate Security
Homeland Security
Industrial & Systems Engineering
BFA Acting
Cybersecurity
Civil Engineering
Mechanical Engineering

Graduate Programs (16)

MBA (2014 start)
Technology for Online Instruction
Special Education
Physician Assistant
Data Analytics
Public Health
Music Therapy
Teaching English to Speakers of Other Languages
Athletic Training
Health Informatics
Occupational Therapy
Healthcare Information Management
Social Work
Accountancy
Educ. Admin. & Organ. Leadership
Hospitality & Event Management

Slippery Rock University Enrollment 2010 - 2020



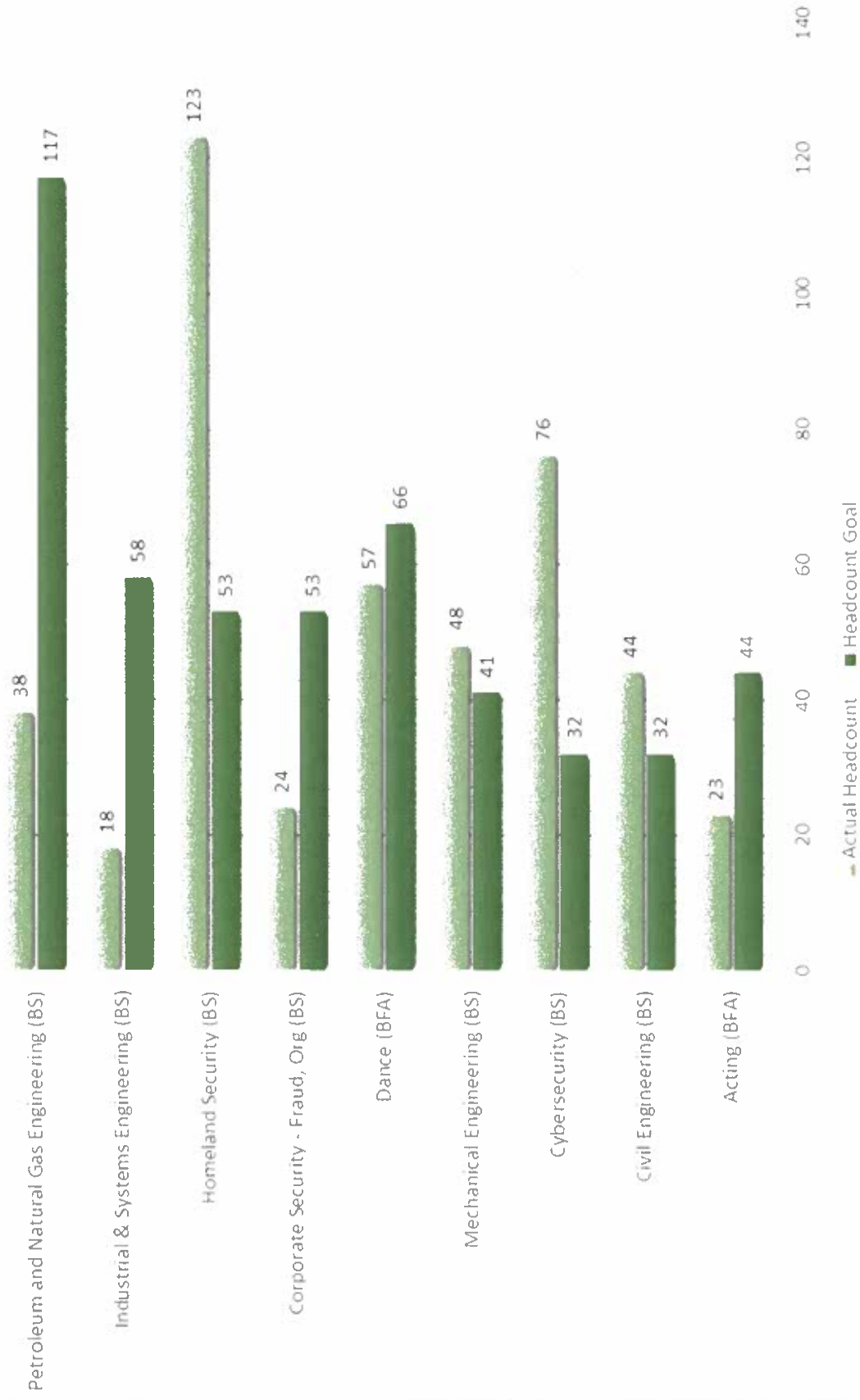
New Program Headcounts - Summary by Level, Goals vs. Actuals - Fall 2020*

*Enrollment as of 15th Day - 9/4/20



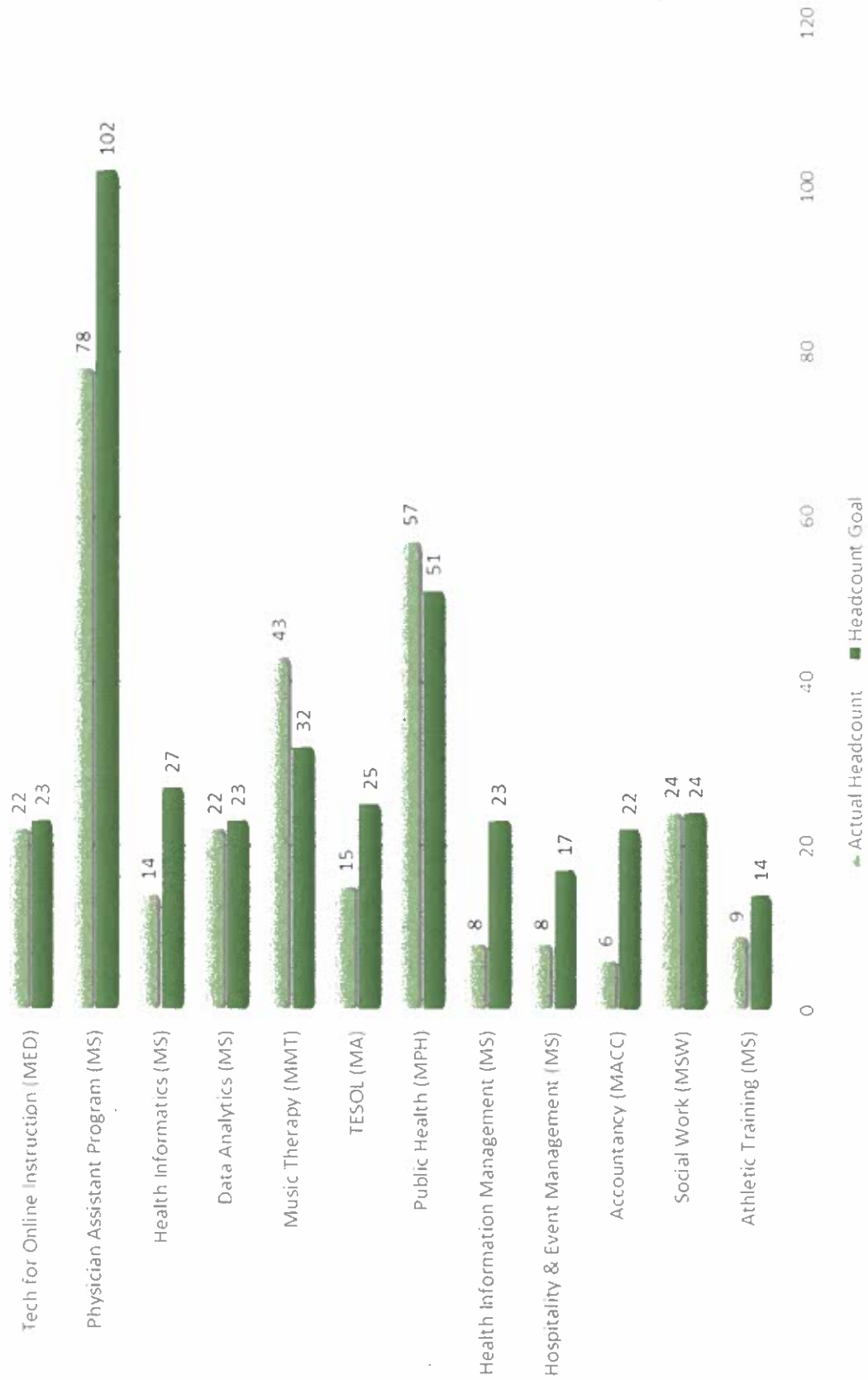
New Program Headcounts - Bachelors, Goals vs. Actuals - Fall 2020*

*Enrollment as of 15th Day - 9/4/20



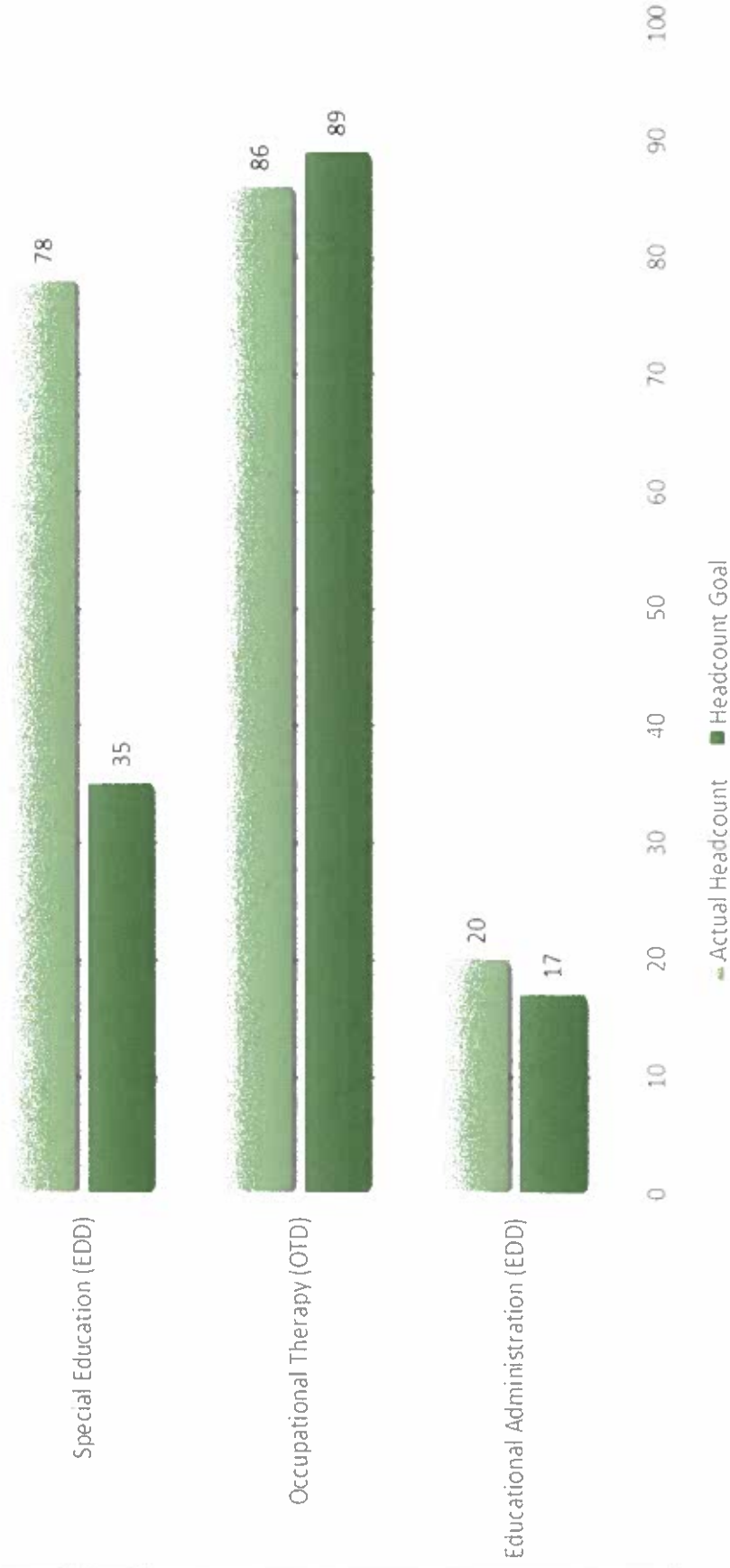
New Program Headcounts - Masters, Goals vs. Actuals - Fall 2020*

*Enrollment as of 15th Day - 9/4/20



New Program Headcounts - Doctoral, Goals vs. Actuals - Fall 2020*

*Enrollment as of 15th Day - 9/4/20

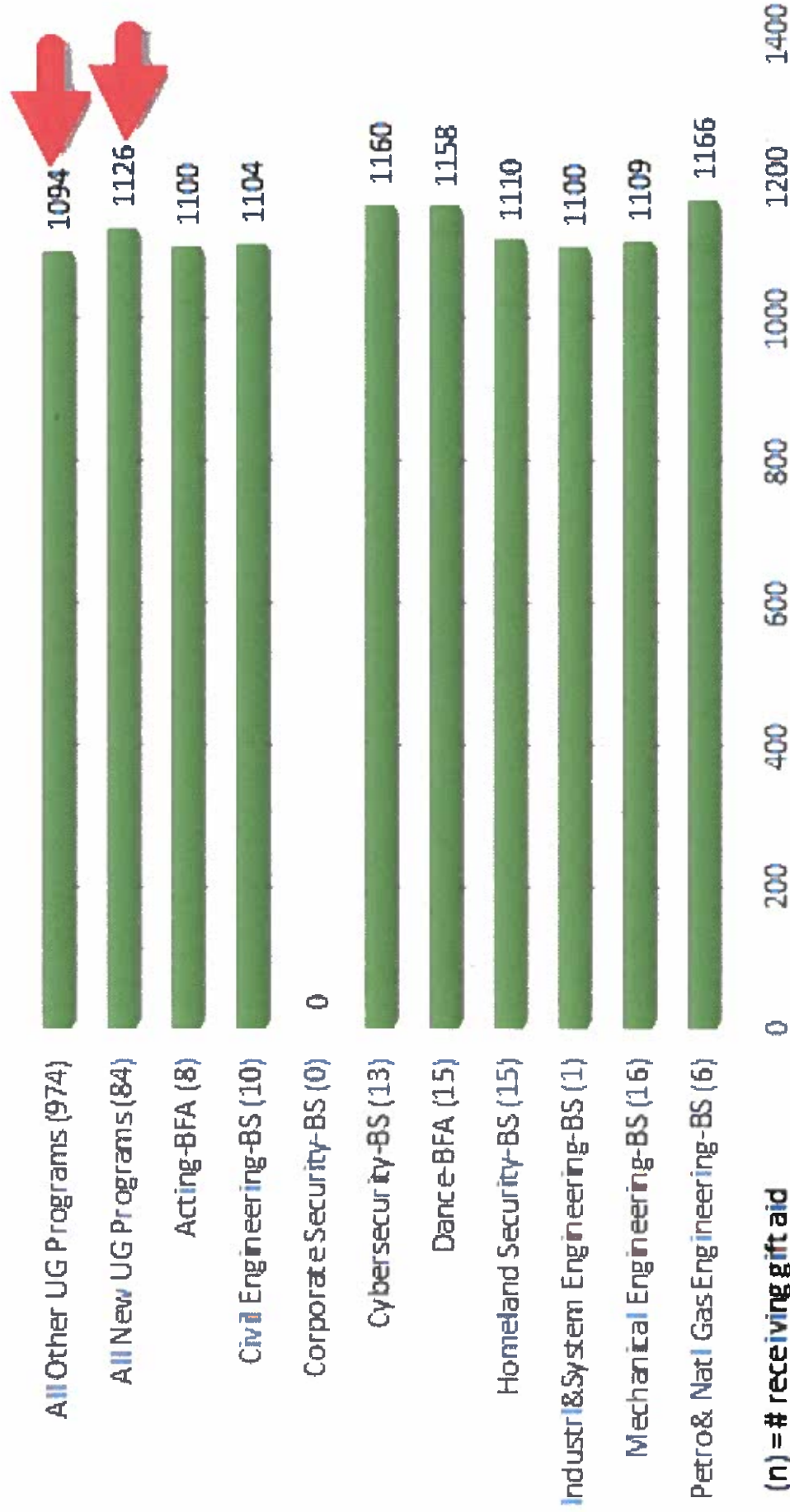


Fall 2020 Cohort - Average SAT



Fall 2020 Cohort - Average SAT

Receiving Gift Aid



Fall 2020 Cohort - Received Gift Aid



■ % Receiving Gift Aid

(n) = # receiving aid

Fall 2020 New Freshmen Cohort - Discount Rate Cybersecurity & Engineering vs. Existing Programs

*Avg SAT = 1082 or above



Enrollment Fall 2016 – Fall 2020

New UG & GR Programs: Headcount Enrollment	2016-17	2017-18	2018-19	2019-20	2020-21
Grand Total New Program Enrollment	281	500	559	749	941
Grand Total UG & GR Enrollment	8,881	8,895	8,824	8,806	8,876
New Program % of UG & GR Enrollment	3.2%	5.6%	6.3%	8.5%	10.6%

New Graduate Programs: Headcount Enrollment	2016-17	2017-18	2018-19	2019-20	2020-21
Doctorate in Special Education	47	59	45	70	78
Master of Education in Tech for Online Instruction	14	21	21	17	22
Master of Science in Physician Assistant Program	52	100	92	91	78
Master of Science in Data Analytics	19	27	23	28	22
Master in Public Health	23	45	46	47	57
Master of Science in Health Informatics	9	16	20	10	14
Master of Music Therapy	11	21	25	31	43
Master of Arts in TESOL	2	10	15	14	15
Doctorate in Occupational Therapy	0	0	31	63	86
Master of Science in Health Information Management	0	0	4	11	8
Master of Science in Hospitality & Event Management	0	0	0	7	8
Master of Science in Accountancy	0	0	0	3	6
Master of Social Work	0	0	0	0	24
Master of Science in Athletic Training	0	0	0	0	9
Doctorate in Educational Administration	0	0	0	0	20
Total GR New Program Enrollment	177	299	322	392	490
Total Graduate Enrollment	1,217	1,257	1,286	1,338	1,461
New Program % of GR Enrollment	14.5%	23.8%	25.0%	29.3%	33.5%

Enrollment Fall 2016 – Fall 2020 continued

New Undergraduate Programs: Headcount Enrollment	2016-17	2017-18	2018-19	2019-20	2020-21
Bachelor of Fine Arts in Dance	41	61	48	44	57
Bachelor of Science in Petroleum and Natural Gas Engineering	9	25	32	41	38
Bachelor of Science in Corporate Security - Fraud, Org	12	26	31	36	24
Bachelor of Science in Homeland Security	41	78	110	129	123
Bachelor of Science in Industrial & Systems Engineering	1	11	16	16	18
Bachelor of Science in Cybersecurity	0	0	0	35	76
Bachelor of Fine Arts in Acting	0	0	0	9	23
Bachelor of Science in Mechanical Engineering	0	0	0	23	48
Bachelor of Science in Civil Engineering	0	0	0	24	44
Total UG New Program Enrollment	104	201	237	357	451
Total Undergraduate Enrollment	7,664	7,638	7,538	7,468	7,415
New Program % of UG Enrollment	1.4%	2.6%	3.1%	4.8%	6.1%

New Program Development

- **Next Two Years**
 - B.S. Esports
 - M.S. Esports
- **Three to Five Years**
 - B.S. Chemical Engineering
 - B.S. Electrical Engineering
 - B.S. Construction Management
 - M.S. Nonprofit Leadership
 - M.S. Early Childhood Education
 - Ed.D. Early Childhood Education

Next Steps

- **Petroleum and Natural Gas Engineering**
 - First Graduate
 - ABET Accreditation
- **Industrial and Systems Engineering**
 - First Graduate
 - ABET Accreditation
- **Health Information Management**
 - CAHIM Accreditation

Slippery Rock University Enrollment 2010 – 2020 Summary

Headcount Enrollment

	Fall 2010	Fall 2020	Change 2010 to 2020	New Program Enrollment Fall 2020
Undergraduate	8,026	7415	(611)	451
Graduate	826	1461	635	490
Total	8,852	8876	24	941



Questions

SLIPPERY ROCK UNIVERSITY

EXPERIENCE THE DIFFERENCE



ENROLLMENT MANAGEMENT

Multi-Year Enrollment Comparisons

Fall, 2020 Census Day Enrollment Data

Council of Trustees
September, 2020

Resources: Historical Census Data – Daily Registration Report
PASSHE Enrollment Data & H.S. Graduation Demographics

Summer 2020 Total Headcount & Credit Hours Generated

Headcount	Summer 2016	Summer 2017	Summer 2018	Summer 2019 Census	Summer 2020 Census	+/-	%
Undergraduate	3,141	2,948	2,914	2,915	2,621	-294	-10.1%
Graduate	1,341	1,359	1,272	1,335	1,388	+53	+4.0%
Total	4,482	4,307	4,186	4,250	4,009	-241	-5.7%

Credit Hours Generated	Summer 2016	Summer 2017	Summer 2018	Summer 2019 Census	Summer 2020 Census	+/-	%
Undergraduate	14,877	14,523	14,439	14,384	10,917	-3,467	-24.1%
Graduate	7,582	8,233	7,612.9	7,967.3	8,052	+84.7	+1.1%
Total	22,459	22,756	22,051.9	22,351.3	18,969	-3,382.3	-15.1%

Fall 2020 Total Undergraduate & Graduate Enrollment

HEADCOUNT ENROLLMENT	Fall 2016	Fall 2017	Fall 2018	Fall 2019	Fall 2020	+/-	%
Undergraduate	7,664	7,638	7,538	7,468	7,415	-53	-0.71%
Graduate	1,217	1,257	1,286	1,338	1,461*	+123	+9.19%
Total	8,881	8,895*	8,824	8,806	8,876	+70	+0.79%

FTE	Fall 2016	Fall 2017	Fall 2018	Fall 2019	Fall 2020	+/-	%
Undergraduate	7,518.93	7,467.67	7,384.87	7,316.07	7,231.4	-84.67	-1.16%
Graduate	788.67	884.25	884.29	894.73	989.83*	+95.10	+10.63%
Total	8,307.60	8,351.92	8,269.16	8,210.80	8,221.223	+10.43	+0.13%

CREDIT HOURS	Fall 2016	Fall 2017	Fall 2018	Fall 2019	Fall 2020	+/-	%
Undergraduate	112,784	112,015	110,773	109,741.0	108,471.0	-1,270.0	-1.16%
Graduate	9,464	10,611	10,611.5	10,736.8	11,878.0*	+1,141.2	+10.63%
Total	122,248	122,626	121,384.5	120,477.8	120,349.0	-128.8	-0.11%

Fall New Freshman Enrollment and Quality

New Freshmen	Fall 2017 Census	Fall 2018 Census	Fall 2019 Census	Fall 2020 Census	+/- DIFF A-O-D
New Freshmen – Total	1,597*	1,553	1579	1460	-119
FT FR Cohort					
New Freshmen – Domestic	1,590	1,542	1,570	1,456	-114
FT FR Cohort					
New Freshmen – FT FR International	7	11	9	4	-5

Deposits A Few Quality Highlights	Fall 2017 Census	Fall 2018 Census	Fall 2019 Deposits	Fall 2020 Deposits
Quality – TOP 25%	35.95%	34.7%	36.39%	39.12%
Quality – HSGPA	3.42	3.44	3.47	3.51
SAT Mean – New SAT	1,007	1,014	1,083.9 **	1073.7 **

2020 Fun Facts

FIRST GENERATION -- 36% (UAPP-Neither parent has a bac degree)

PELL -- 32%

LEGACY – 9%

COUNTIES – 57 of 67 PA Counties

STATES – 22 plus Washington, D.C.

Honors College --

2016 – 76

2017 – 134

2018 – 152

2019 – 191

2020 – 150

Fall 2020 New Freshman by Residency & Diversity

FR Residency	Fall 2017 Census	Fall 2018 Census	Fall 2019 Census	Fall 2020 Census	# DIFF Census
Out-of-state	157	160	105	142	+33
Eastern PA	224	160	192	189	-3
Western PA	1,208	1,222	1,273	1,125	-148
FR Diversity	Fall 2017 Census	Fall 2018 Census	Fall 2019 YTD A-O-D	Fall 2020 YTD A-O-D	# DIFF A-O-D
African-American	78	71	66	75	+9
Hispanic	46	48	40	50	+10
Two or More	72	75	58	75	+17
URM Total	190	183	157	193	+36

Fall 2020 New Transfer Students

New Transfers	Fall 2017	Fall 2018	Fall 2019	Fall 2020	+/- DIFF
New Transfer – Total FT Cohort	562	548	510	535	+25
New Transfer – Domestic FT Cohort	554	542	505	468	-37
New Transfer - International	8	6	5	67	+62

New Transfers Residency	Fall 2017	Fall 2018	Fall 2019	Fall 2020	# DIFF
Out-of-state	29	36	38	29	-9
Eastern PA	58	49	39	24	-15
Western PA	467	457	428	415	-13

2020 TRANSFER STUDENT FUN FACTS –
 New Honors College option for transfer students launched in Spring 2020:
 • 3.25 cumulative GPA from all institutions attended
 • 12 or more transferrable credits
 • transfer of honors coursework into Honors College
 • focus on academics + campus engagement

PACC SCHOLARSHIP AWARDS FOR 3.0+ GPA (\$220,000 merit awards for Fall 2020)
 • BC3 – 55 (\$110,000)
 • CCAC – 35 (\$70,000)
 • CCBC – 13 (\$26,000)
 • WCCC – 3 (\$6,000)

Fall 2020 New Graduate Students

Summer New Graduate Students	Summer 2017 Census	Summer 2018 Census	Summer 2019	Summer 2020	+/- DIFF
New Graduate Total	189	170	148	181	+33
Fall New Graduate Students	Fall 2017 Census	Fall 2018 Census	Fall 2019	Fall 2020	+/- DIFF
New Graduate Total	432	490	458	512	+54

Graduate Admissions Fun Facts:

- Health science 2020 cohort enrollments:
 - Occupational Therapy – 25 new students vs. 34 new students in 2019
 - Physical Therapy – 50 new students vs. 52 new students in 2019
 - Physician Assistant – 45 new students vs. 52 new students in 2019 (accreditation recommendation).
 - Athletic Training – 12 new students, first cohort.
- New program enrollment:
 - Ed.D. in Educational Leadership and Administration – 19 new students
 - Master of Social Work - 25 new students

**SLIPPERY ROCK UNIVERISTY
COUNCIL OF TRUSTEES**

**Finance and Administrative Affairs Committee (TAB #2)
Bill McCarrier – Chair**

**Thursday, September 24, 2020
10:00 a.m. – 11:00 a.m.
Zoom**

**Members: Bill McCarrier – Chair Dan Lavalley Dominic Ionta
 Alfonso Angelucci Suzanne Vessella**

AGENDA

- I. **Call to Order** – Chair Bill McCarrier

- II. **Administrative Affairs** – Amir Mohammadi, Senior Vice President for Administration, Global Engagement, Economic Development and Chief Innovation Officer
 - **Presentation:** **(See Attached)**
 - Sightlines
 - Rebecca D’Imperio, Gordian Account Manager
 - Sam Galanek, Gordian Analyst

 - **Information Items:**
 - Facilities and Planning Project List **(Tab#8)**
 - Divisional Report **(Tab#20)**

- III. **Finance** – Molly Mercer, Chief Financial Officer
 - **Presentation:**
 - Fiscal 20/21 Budget Presentation **(See Attached)**
 - **Action Items:**
 - 20/21 Proposed Budget **(Tab#10)**

 - **Information Items:**
 - Financial Report **(Tab#14)**
 - Contracts **(Tab#7)**
 - Fixed Assets **(Tab#7)**
 - Service & Supply Purchase Orders **(Tab#7)**

- IV. **Human Resources** – Lynne Motyl, Chief Human Resources Officer
 - **Information Items:**
 - HR Personnel Items **(Tab#9)**

- V. **Other Business**

- VI. **Adjournment**



Slippery Rock University of PA FY19 ROPA+ Final Presentation

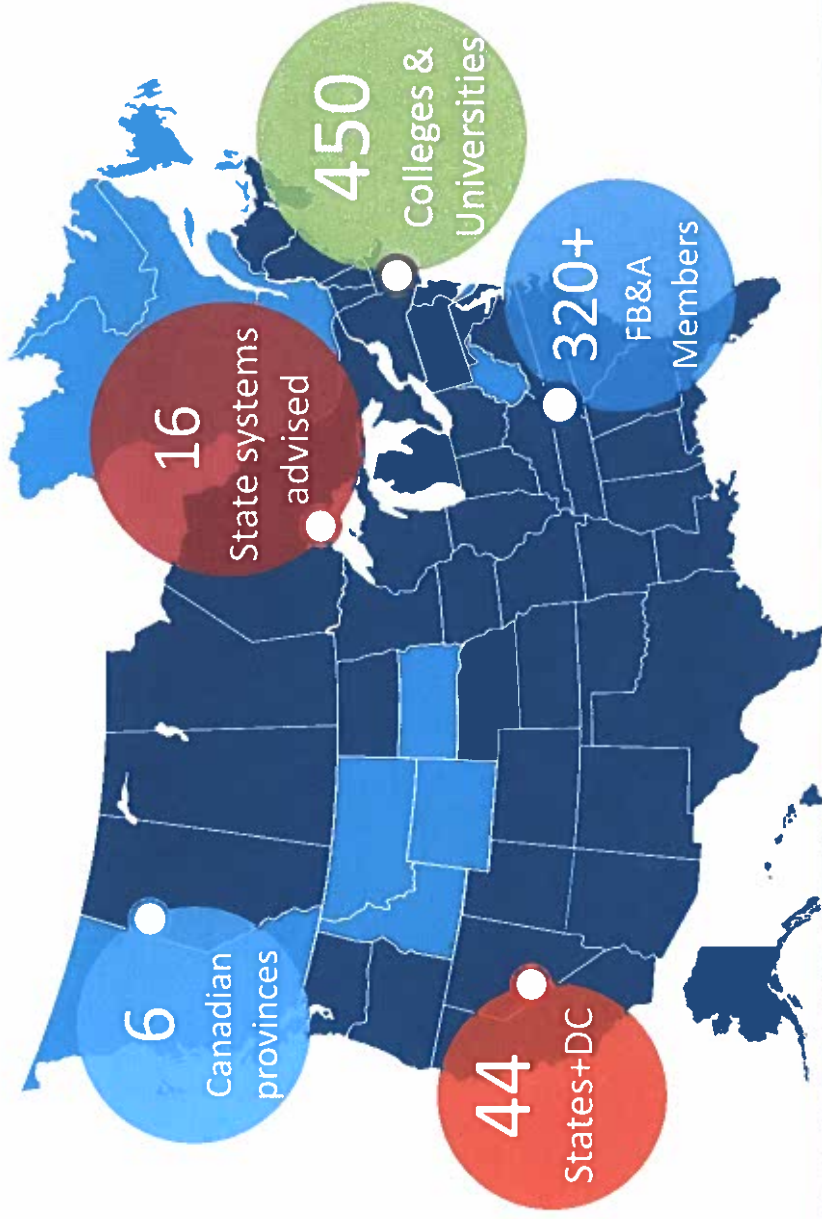
September, 2020

- University of Toledo
- University of Vermont
- University of Washington
- University of West Florida
- University of Wisconsin - Madison
- Vanderbilt University
- Virginia Commonwealth University
- Wake Forest University
- Washburn University
- Washington State University
- Washington State University - Tri-Cities Campus
- Washington State University - Vancouver
- Washington University in St. Louis
- Wayne State University
- Wellesley College
- Wesleyan University
- West Chester University
- West Virginia Health Science Center
- West Virginia University
- Western Oregon University
- Westfold State University
- Widener University
- Williams College
- Worcester Polytechnic Institute
- Worcester State University



Sightlines by the Numbers

Robust membership includes colleges, universities, consortiums, and state systems

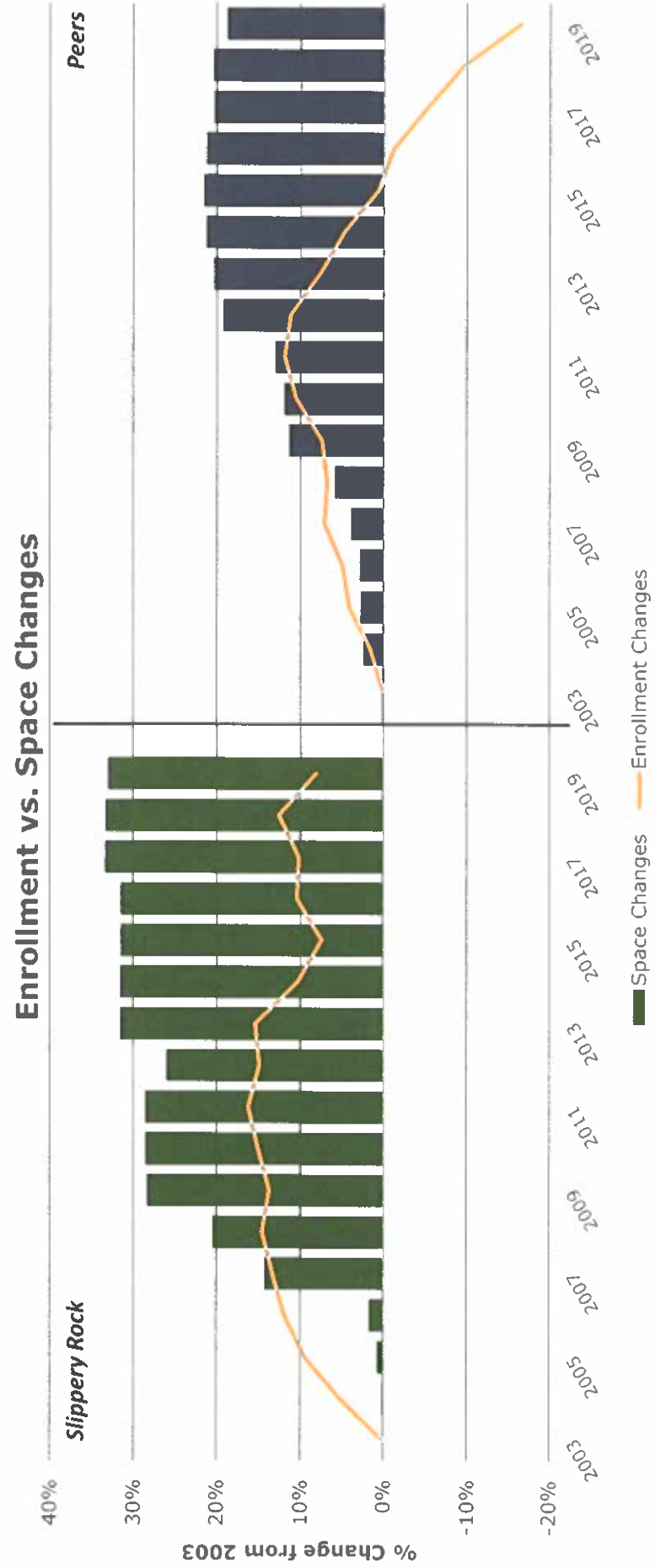


Sightlines has advised state systems in:

- Alaska
- California
- Florida
- Hawaii
- Maine
- Massachusetts
- Minnesota
- Mississippi
- Missouri
- Nebraska
- Ohio
- New Hampshire
- New Jersey
- Pennsylvania
- Texas
- Washington

Change in Space vs Students from FY03-FY19

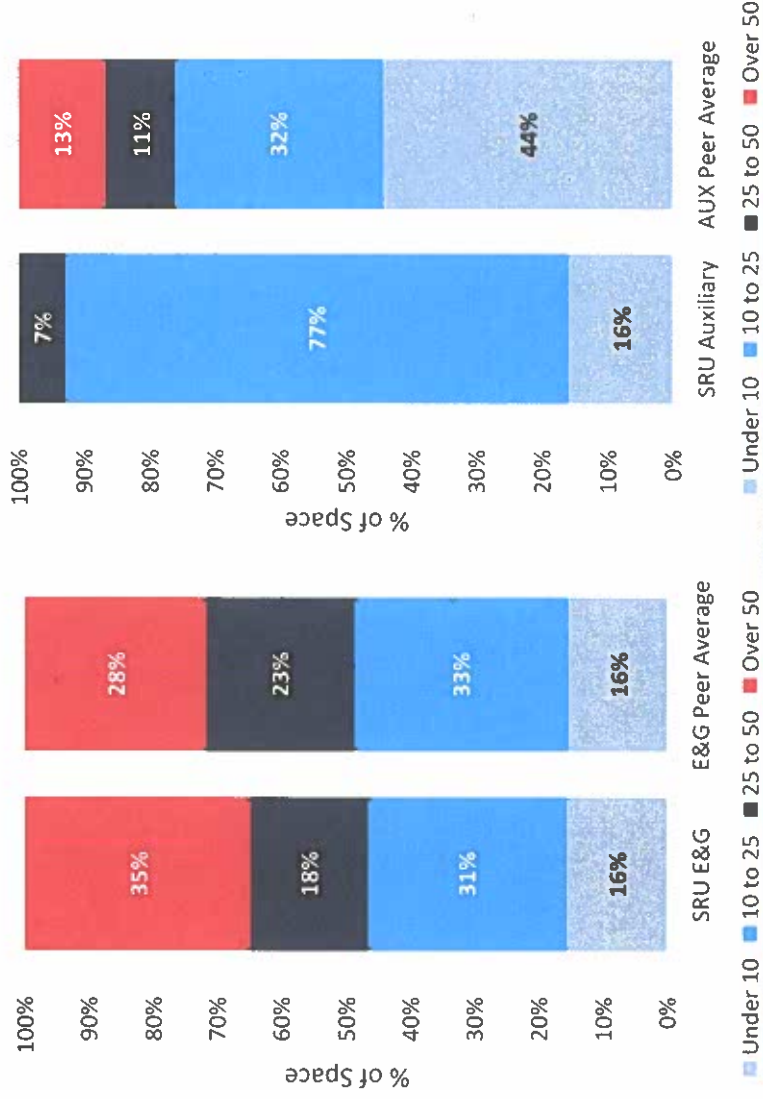
PASSHE peers have seen a decline in enrollment, but SRU has seen a positive trend in recent years



Varying Age Profiles Pose Different Sets of Challenges

SRU's institutional age profile driven by young Auxiliary space

E&G Space Renovation Age Aux Space Renovation Age

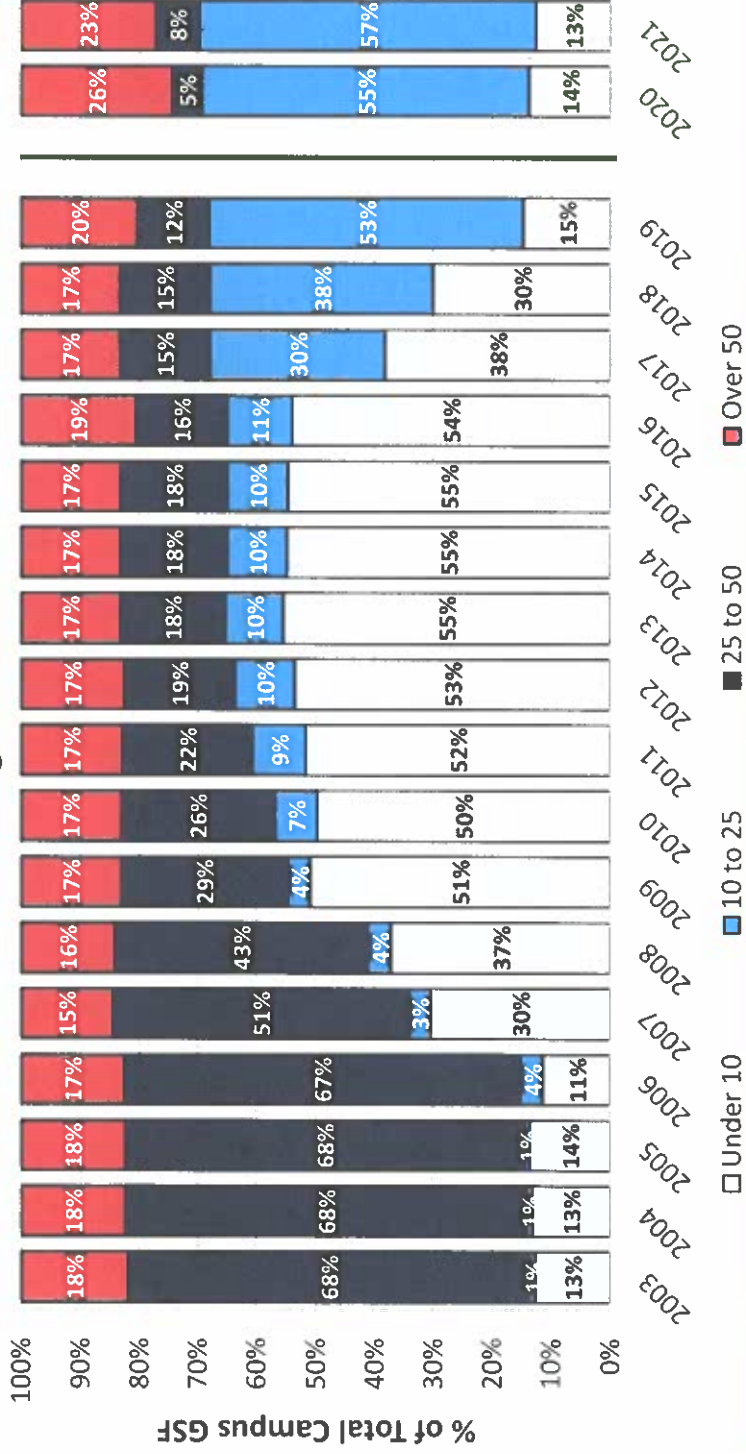


Age Group	Operational Demands:	Capital Risk:
Over 50	React as Needed: Issues in components past the end of their lifecycles will demand reactive maintenance.	Highest Risk: Life cycles of major components past due – end of building life cycle approaching.
25-50	Balance PM and Reactive Maintenance: Younger components still require PM. Aging components require reactive maintenance.	Higher Risk: Life Cycles coming due in core building components.
10-25		Medium Risk: Lower cost space renewal updates needed. Short Life-cycle MEP systems.
Under 10	Focus on PM: Significant need for PM in young systems.	Low Risk: “Honeymoon” period – little need for capital reinvestment.

SRU's Planned Space Changes Help to Maintain FY19 Age Profile

Large Building Movement: Vincent from "under 10" to "10-25", Bailey and University Union from "25-50" to "Over 50"

Future Age Distribution



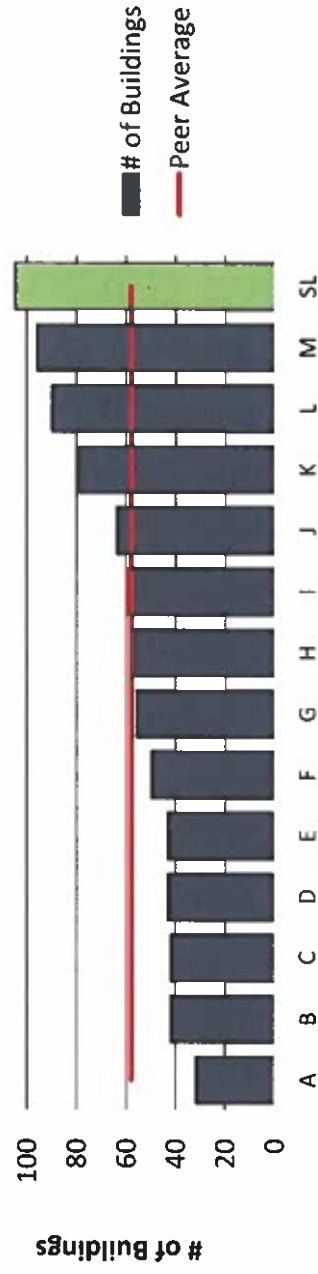
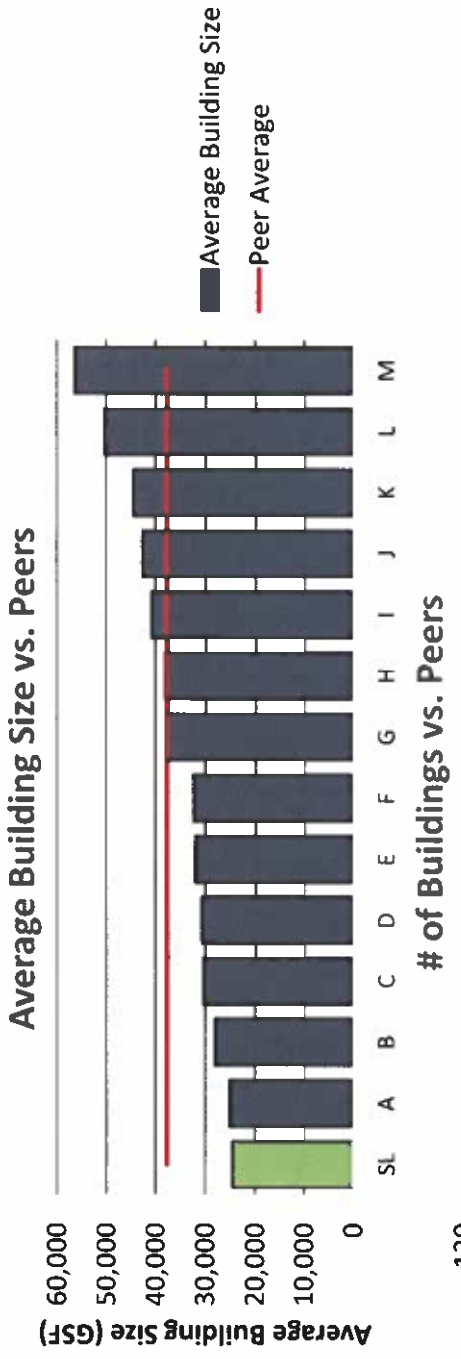
Planned Changes

- Strain Behavioral Science - Online FY20
- West Gym - Online 2021
- East Gym - Online 2021
- Miller Auditorium - Online 2021

Prior to renovations all buildings listed in green box were in the "Over 50" age category

SRU Possesses the Smallest Buildings Compared to Peers

More, smaller buildings can lead to operational deficiencies and create capital challenges



Building Profile Affects:

Operations

More systems for staff to maintain,
Lost time traveling between buildings

Capital

Additional envelopes, boilers, roofs to
repair/replace

Age Profile

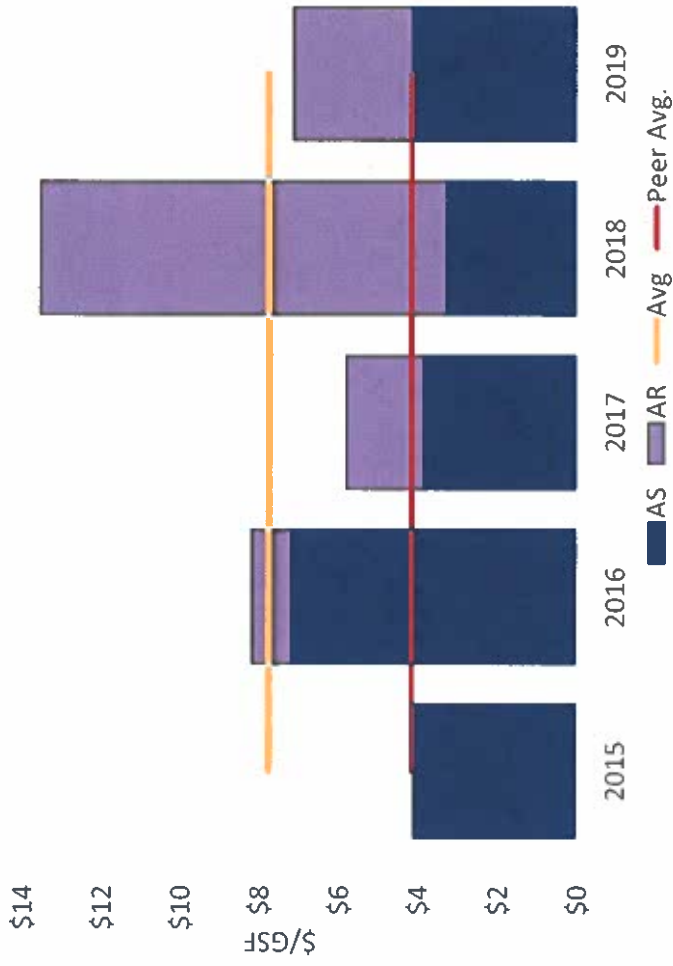
Requires multiple renovations of small buildings
to lower campus age rather than one large-scale
renovation

A Vocabulary for Measurement

Facilities Measurement, Benchmarking & Analysis

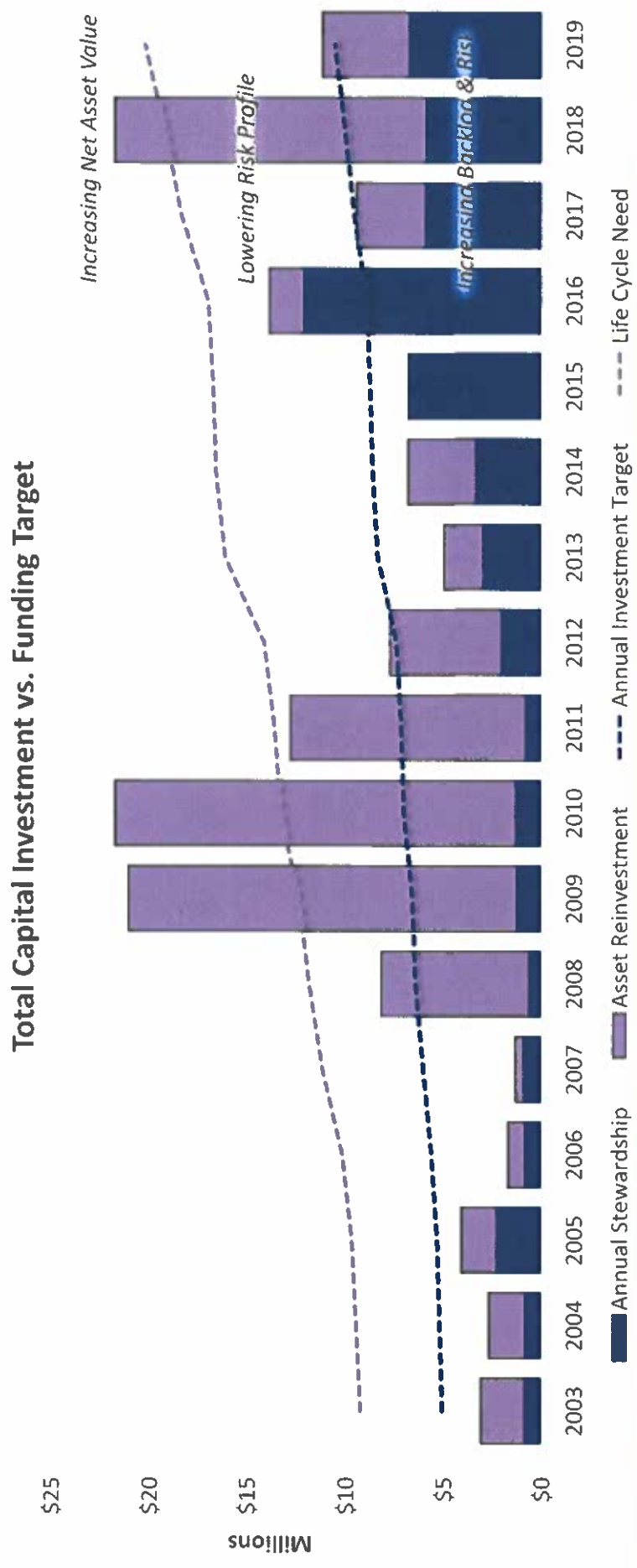


SRU Capital Projects by Funding Source



Total Capital Investment vs. Funding Target

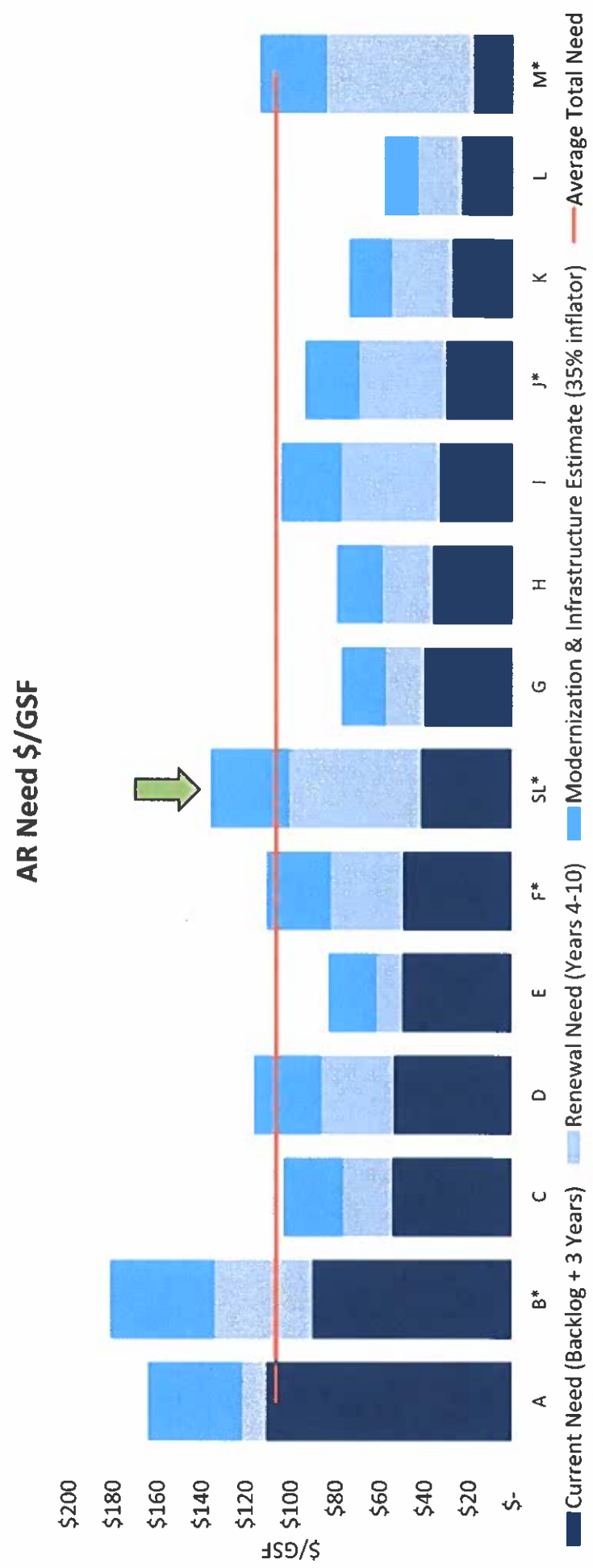
Strong Investment over the last 4 years has helped SRU meet and exceed targets



Graph does not include infrastructure spending, new space spending, or non-facilities spending.

Asset Reinvestment Need Higher Than Peers

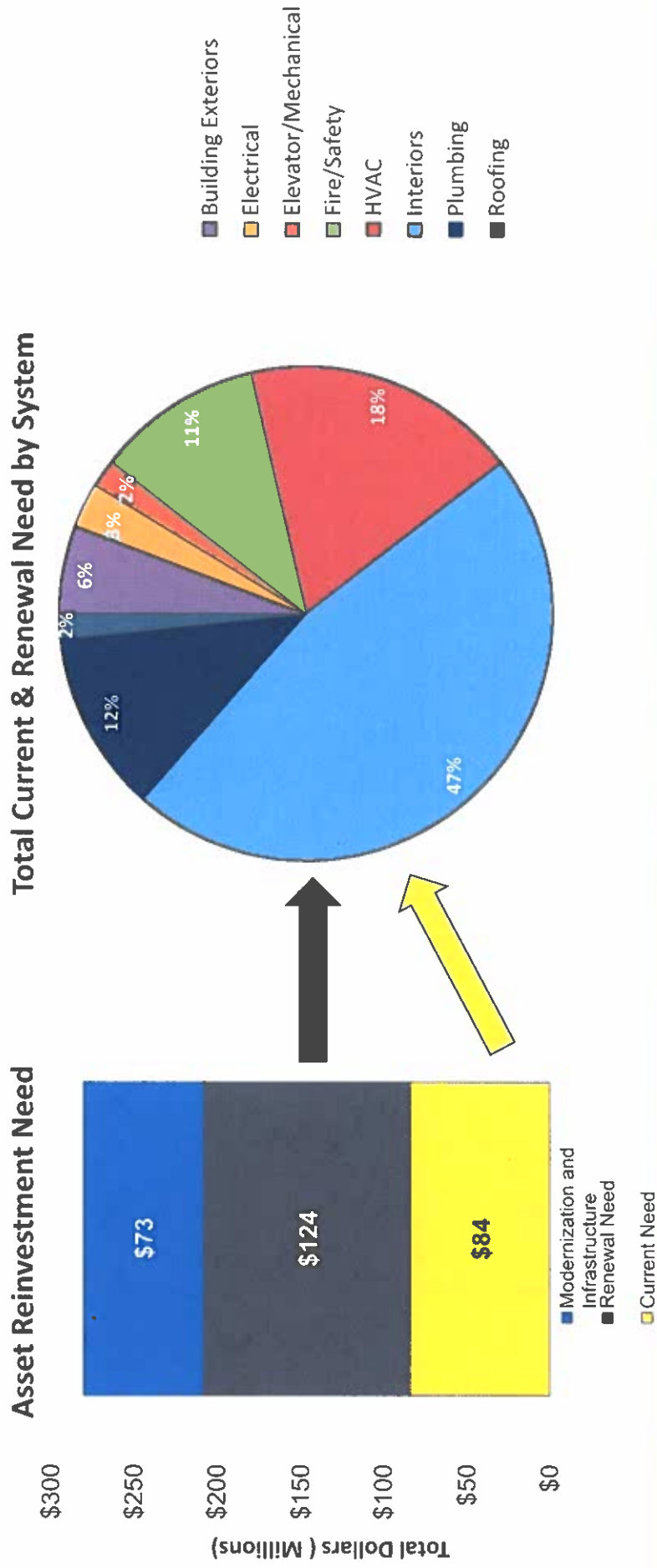
Majority of need lies in the near future; this presents an opportunity to plan now



Graph is sorted Highest Current Need to Lowest Current need

Interior Systems Represent 47% of Campus Need

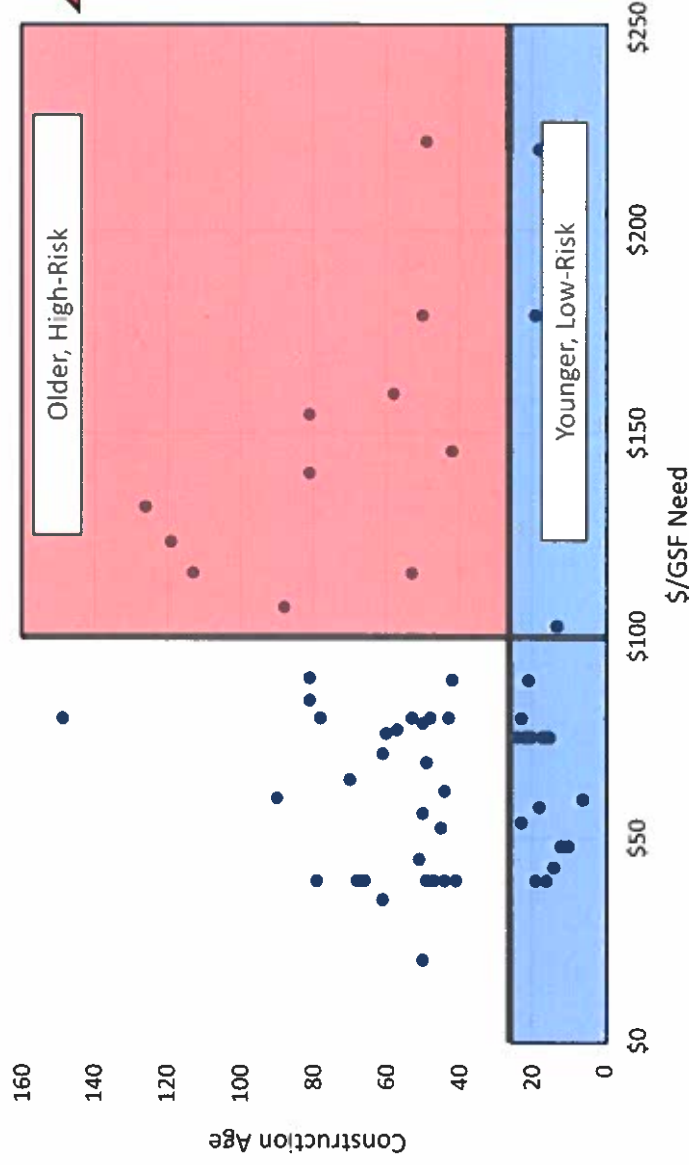
Pair interior refreshes with building system projects to impact remaining needs



Slippery Rock's Age Profile Drives Campus Need

\$/GSF need varies across SRU's unique campus

Construction Age Vs. Need



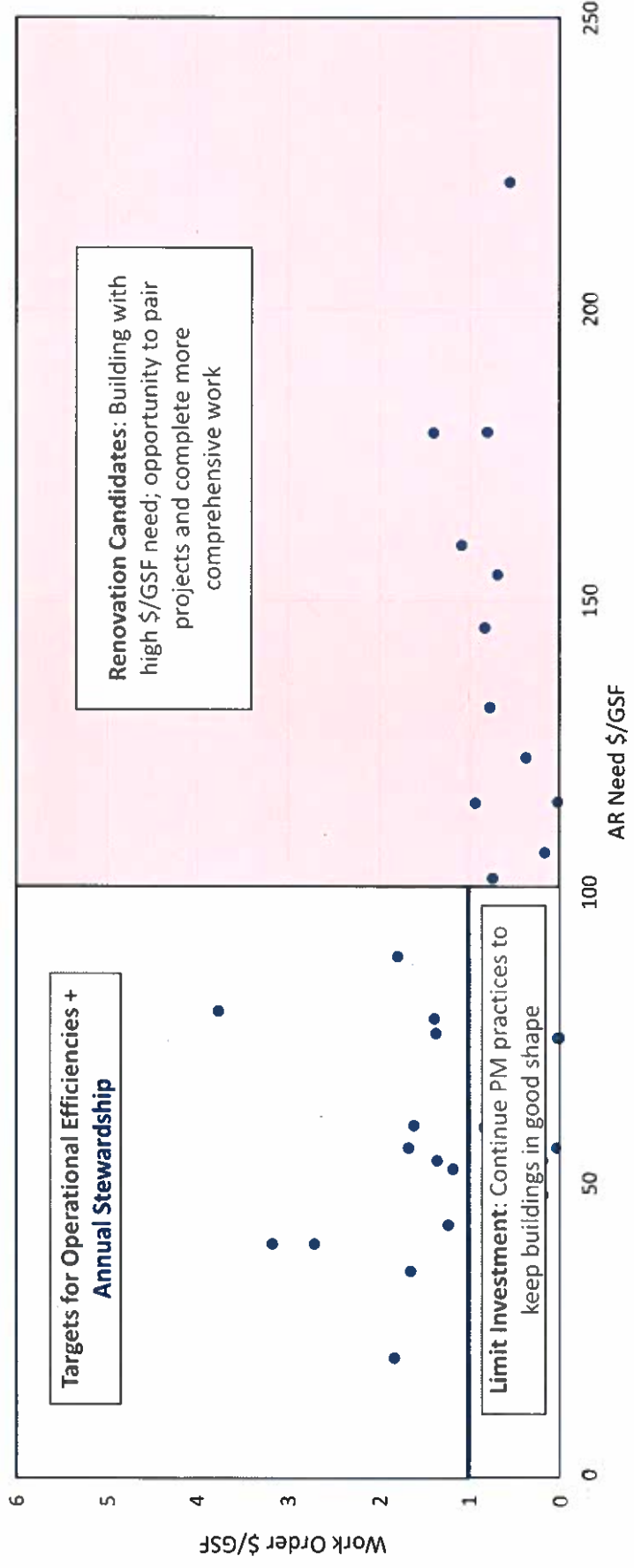
Highest Need Buildings
in Red Box

Building Name	\$/GSF Need	Construction Age
University Union	\$221.81	49
Art Building I	\$178.81	50
Maltby	\$154.48	81
Swope Music Hall	\$145.36	42
North Hall	\$139.97	81

Operational Demand Informs Building Need

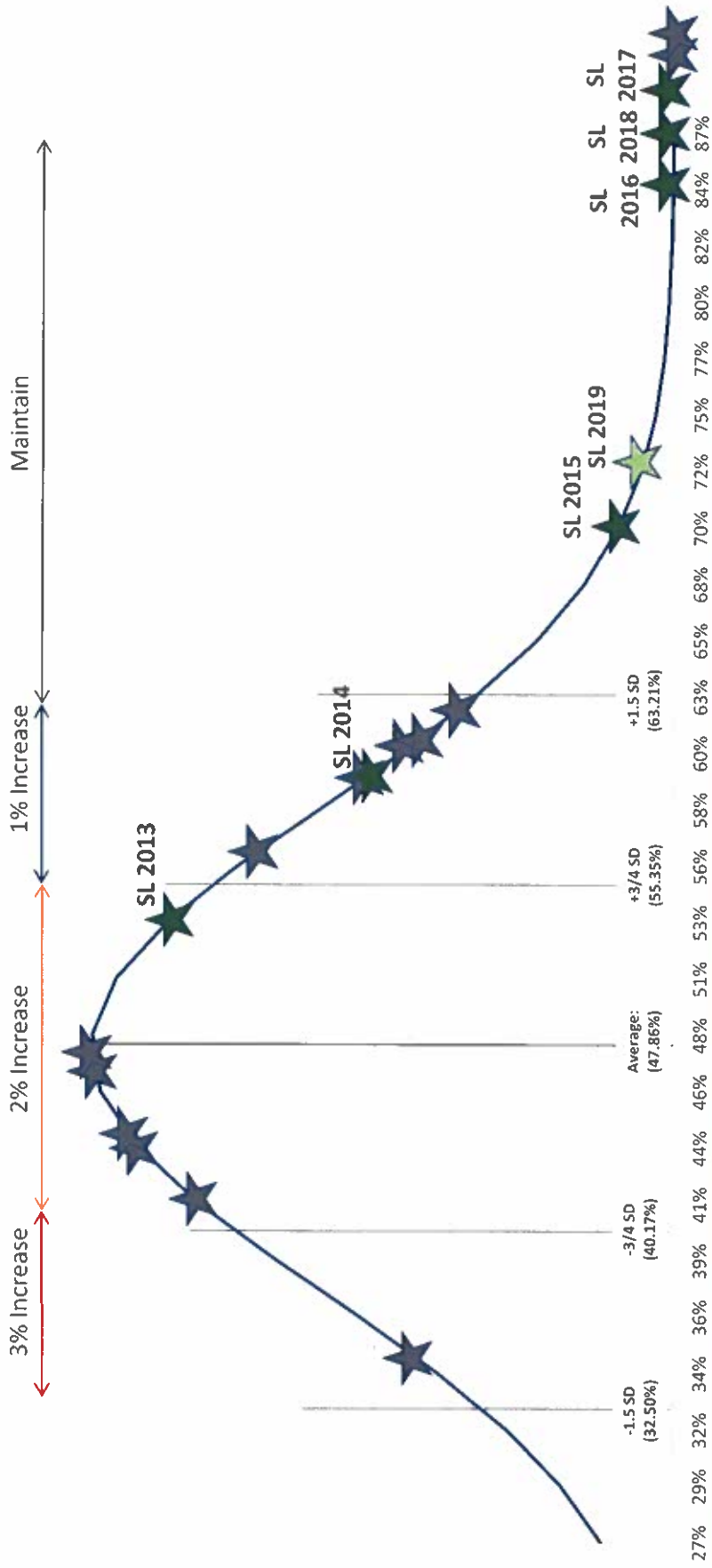
Work Order \$/GSF data can point to operational opportunities

Work Order Expenses Vs. Capital Need


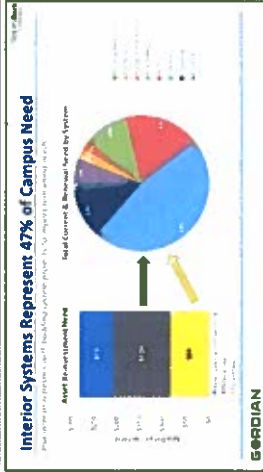
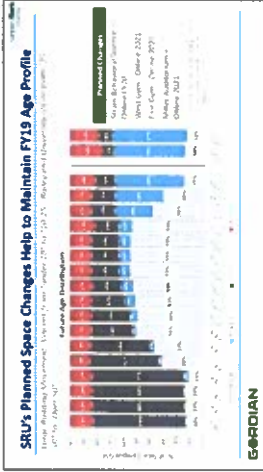


KPI Regression to FY15 Level Driven By PM and Energy Consumption

Distribution of Peer KPI Index Value



Key Takeaways




Slippery Rock's age profile consists of younger buildings that will compete for investment in the near future. Planning for that investment will set campus up for long-term success.

47% of identified campus need exists in low-risk systems. Pair interior and building systems projects to reduce total cost and increase total return on investment.

Utilize operational and capital renewal data to inform investment strategies for different buildings. Identifying high-need buildings is the first step in project selection.

Financial Review & Budget For Approval

Council of Trustees
September 24, 2020

- 
- **Fiscal Year 2019/20 Financial Results Review**
 - **COVID Impact & CARES Funding**
 - **Fiscal Year 2020/21 Budget for Approval**

E&G & Auxiliary Financial Results FY2019/20

Financial Results	E&G		More/(Less)		Auxiliary		More/(Less)	
	Fiscal Year	Fiscal Year	2019/20	2018/19	Fiscal Year	Fiscal Year	2019/20	2018/19
	2018/19	2019/20			2018/19	2019/20		
REVENUE SUMMARY								
Tuition	\$79,883,016	\$80,757,116	\$874,100	1.1%	n/a	n/a	0	0.0%
Fees	18,537,107	17,535,127	(1,001,980)	-5.4%	21,944,478	17,316,968	(4,627,510)	-21.1%
State Appropriation	38,926,348	39,786,283	859,935	2.2%	n/a	n/a	0	0.0%
Other Revenue	6,170,026	6,245,037	75,011	1.2%	1,589,571	3,403,396	1,813,825	114.1%
Total Revenue	\$143,516,497	\$144,323,563	\$807,066	0.6%	\$23,534,049	\$20,720,364	(\$2,813,685)	-12.0%
PERSONNEL EXPENDITURES								
Salary & Wages	\$70,491,173	\$72,163,681	\$1,672,508	2.4%	\$2,684,170	\$2,504,444	(\$179,726)	-6.7%
Benefits	33,602,884	34,468,949	\$866,065	2.6%	1,023,652	1,051,296	\$27,644	2.7%
Total Personnel Expenditures	\$104,094,057	\$106,632,630	\$2,538,573	2.4%	\$3,707,822	\$3,555,740	(\$152,082)	-4.1%
NON-PERSONNEL EXPENDITURES								
Utilities	\$2,669,375	\$2,276,397	(\$392,978)	-14.7%	\$781,434	\$779,439	(\$1,995)	-0.3%
Bad Debt	796,711	369,709	(427,002)	-53.6%	n/a	n/a	0	0.0%
Student Aid	4,742,585	5,150,348	407,763	8.6%	466,020	352,338	(113,682)	-24.4%
Other Non-Personnel Exp	20,870,673	19,082,494	(1,788,179)	-8.6%	13,790,906	12,123,444	(1,667,462)	-12.1%
Debt Service Principal	2,004,492	2,065,031	60,539	3.0%	1,555,329	1,089,111	(466,218)	-30.0%
Total Non-Personnel Expenditures	\$31,083,836	\$28,943,979	(\$2,139,857)	-6.9%	\$16,593,689	\$14,344,332	(\$2,249,357)	-13.6%
Total Expenditures	\$135,177,893	\$135,576,609	\$398,716	0.3%	\$20,301,511	\$17,900,072	(\$2,401,439)	-11.8%
Transfers In/Out	7,722,461	4,469,043	(3,253,418)	-42.1%	2,411,509	1,502,506	(909,003)	-37.7%
Net Surplus/(Deficit)	\$616,143	\$4,277,911	\$3,661,768	594.3%	\$821,021	\$1,317,786	\$496,757	60.5%

E&G Financial Results FY2019/20

	E&G		
	Actual	Budget	More/(Less)
Financial Results (\$Millions)	Fiscal Year	Fiscal Year	2019/20 Actual to
	2019/20	2019/20	2019/20 Budget
REVENUE SUMMARY			
Tuition	\$80.8	\$79.7	\$1.0 1.3%
Fees	17.5	18.5	(1.0) -5.5%
State Appropriation	39.8	39.8	- 0.0%
Other Revenue	6.2	5.5	0.7 13.3%
Total Revenue	\$144.3	\$143.6	\$0.8 0.5%
PERSONNEL EXPENDITURES			
Salary & Wages	\$72.2	\$78.8	(\$6.7) -8.5%
Benefits	34.5	29.8	4.7 15.8%
Total Personnel Expenditures	\$106.6	\$108.6	(\$2.0) -1.8%
NON-PERSONNEL EXPENDITURES & TRANSFERS			
Utilities	\$2.3	\$2.3	(\$0.1) -2.4%
Student Aid	5.2	5.2	(0.1) -1.2%
Other Non-Personnel Exp	19.5	22.2	(2.7) -12.2%
Debt Service Principal	2.1	2.1	(0.1) -3.1%
Transfers In/Out	4.5	3.1	1.4 43.5%
Total Non-Personnel Exp & Trans	\$33.4	\$34.9	(\$1.5) -4.4%
Net Surplus/(Deficit)	\$4.3	\$0.0	\$4.3

FY2019/20 Results Compared to Budget

- Tuition higher with increases in summer related to internships/alternate course scheduling.
- Fees and other revenue lower with COVID refunds, less investment income, no privatized housing income, less camps/conferences and events revenue, offset with CARES funding.
- Personnel expenditures within 1.8% of budget due to efforts to delay or eliminate replacements for retirements and resignations and several Covid-driven circumstances, somewhat offset by increased sick leave for retirement incentive and timing of summer pay.
- Non-personnel expenditures lower related to partial closure of campus and lower services/supplies and bad debt lower than prior year.
- Transfers to plant \$1.4M higher than budget.
- Overall surplus retains fund reserves for operational challenges projected in FY2020/21.

COVID Financial Impacts & CARES Funding

Primary Uses of CARES Funding

To-Date (FY20 & FY21):

- Approximately \$6.7M provided in university CARES relief funding
- Pro-rata fee refunds, Spring 2020 \$3.2M (net of estimated dining contractor cost recovery)
- Incremental purchases of technology, PPE, and cleaning supplies - \$1.0M
- Additional distance education payments to faculty per the CBA - \$1.0M *estimated*
- Allowable compensation reimbursements - \$0.9M

Additional COVID Impacts

Not Covered by Relief Act Funding

- Lower auxiliary revenue due to lower density and fees – FY21
- Suspension of outside programs such as camps & conferences, and cancellation of internships
- SGA revenue reductions
- **SRUF Housing LLC experiencing significant revenue losses in residential suites. Utilizing debt service reserve and re-amortization of the debt with USDA**

E&G Personnel Savings Compared to Budget

FY2019/20 Actual Personnel Expenditures Compared to Budget

Personnel Expenditures Budget	\$ 108,609,470
Actual Expenditures More/(Less) Than Budget:	
Faculty Summer School	\$ 286,463
Sick/Annual Leave Payouts	\$ 337,621
Overtime	\$ (272,294)
Faculty Overload	\$ (282,929)
Annuitant Hospitalization Rate	\$ (338,039)
Student Wages	\$ (402,287)
Hospitalization Rate	\$ (843,742)
Salary/Wages	\$ (461,634)
Subtotal More/(Less) Than Budget	\$ (1,976,842)

Actual Personnel Expenditures **\$ 106,632,628**

FY2019/20 Results Compared to Budget

- Summer school payment greater with increases in current year summer internships/alternate course scheduling.
- Sick/Annual Leave greater with more incentive provided to retire.
- Overtime, overload and student wage lower with partial closing of campus and redirection of employees to alternate work assignments or projects.
- Annuitant hospitalization and healthcare budgeted rates set by System were higher than actual experience.
- Salary/wages lower with vacancy savings related to timing of retirements and hiring decisions and partial closing of campus and availability of alternate work assignments.

Auxiliary Financial Results FY2019/20

Financial Results (\$Millions)	Food Services			Campus Recreation			Student Center			Traditional Housing		
	FY19	FY20	Variance	FY19	FY20	Variance	FY19	FY20	Variance	FY19	FY20	Variance
Fees	10.1	7.8	(2.3)	1.6	1.1	(0.4)	3.3	2.3	(1.0)	2.9	2.2	(0.7)
All Other Revenue	0.9	1.1	0.2	0.5	0.7	0.2	0.2	0.9	0.7	-	0.7	0.7
Total Revenue	11.0	8.9	(2.1)	2.1	1.9	(0.2)	3.4	3.2	(0.2)	2.9	3.0	0.1
Personnel Expenditures	0.4	0.3	(0.1)	1.0	0.9	(0.0)	0.3	0.4	0.0	0.5	0.5	0.0
Other Expenditures	8.9	7.5	(1.4)	0.6	0.6	0.0	1.4	1.2	(0.1)	1.6	1.6	0.0
Debt Service Principal	0.5	0.5	0.0	-	-	0.0%	1.0	0.5	(0.4)	0.1	-	(0.1)
Transfers to Plant	0.7	0.2	(0.5)	0.4	0.4	(0.1)	0.6	0.5	(0.1)	0.7	0.5	(0.2)
Total Debt and Transfers	1.3	0.8	(0.5)	0.4	0.4	(0.1)	1.6	1.1	(0.5)	0.7	0.5	(0.3)
Net Surplus/(Deficit)	0.4	0.3	(0.1)	0.1	0.0	(0.1)	0.1	0.5	0.4	0.1	0.4	0.3

Food Services

- Food Service sales flat to prior year and no AVI commission.
- COVID Fee refunds mostly offset with lower food cost and CARES funding.
- Rec Center fees slightly lower than prior year and lower event/rental income.
- COVID Fee refunds totally offset by CARES funding.

Student Center

- Student Center fees slightly lower than prior year and lower event/rental income.
- Debt Service slightly lower with refinancing of Series AW bond September 2019.
- COVID Fee refunds totally offset by CARES funding.

Traditional Housing

- Traditional housing fees slightly higher than prior year.
- COVID Fee refunds totally offset by CARES funding.

FY2020/21 Key Budget Factors

Educational & General	Auxiliary
• Flat tuition/fees/appropriation over prior year	• Flat fees/rates over prior year
• Stable enrollment trends	• Significantly lower campus occupancy affecting housing/meal plan revenue
• COVID-19 Impacts – revenue loss, cost avoidance & CARES funding	• 50% Fee reduction Student Union & Campus Recreation
• Increasing CBA impacts, Healthcare & retirement rates	• Workforce opportunities reflected in reassignments being made where possible
• Workforce opportunities reflected in position vacancies and delaying hiring decisions	• Transfer to Plant fund suspended, reliant upon stable unrestricted net assets
• Transfer to Plant fund significantly decreased from historical average levels	

FY2020/21 Budget for Approval

Financial Results (\$Millions)	E&G				
	Actual Fiscal Year 2018/19	Actual Fiscal Year 2019/20	Budget For Approval Fiscal Year 2020/21	More/(Less) 2020/21 to 2019/20	2019/20 to 2018/19
REVENUE SUMMARY					
Tuition	\$79.9	\$80.8	\$79.1	(\$1.7)	\$0.9
Fees	18.5	17.5	18.5	0.9	(1.0)
State Appropriation	38.9	39.8	39.8	-	0.9
Other Revenue	6.2	6.2	7.0	0.7	0.1
Total Revenue	\$143.5	\$144.3	\$144.3	(\$0.0)	\$0.8
PERSONNEL EXPENDITURES					
Salary & Wages	\$70.5	\$72.2	\$74.4	\$2.3	\$1.7
Benefits	33.6	34.5	35.6	1.1	0.9
Total Personnel Expenditures	\$104.1	\$106.6	\$110.0	\$3.4	\$2.5
NON-PERSONNEL EXPENDITURES & TRANSFERS					
Utilities	\$2.7	\$2.3	\$2.3	\$0.0	(\$0.4)
Student Aid	4.7	5.2	5.9	0.7	0.4
Other Non-Personnel Exp	21.7	19.5	22.0	2.6	(2.2)
Debt Service Principal	2.0	2.1	2.0	(0.0)	0.1
Transfers In/Out	7.7	4.5	3.1	(1.3)	(3.3)
Total Non-Personnel Exp & Trans	\$38.8	\$33.4	\$35.3	\$1.9	(\$5.4)
Net Surplus/(Deficit)	\$0.6	\$4.3	(\$1.0)	(\$5.3)	\$3.7

Educational & General

- E&G Budget Deficit (\$1.0M)
- Flat tuition/fee/appropriation
- Fall FTE Enrollment – Undergrad (0.9%), Graduate 10.8%. Annualized FTE - Undergrad (4.1%) Graduate 7.7%, largely driven by lower summer 2020 internships/alternate course scheduling.
- Less investment income, less privatized housing income, less camps/conferences and events revenue.
- CARES Funding for compensation, technology and other expenditures related to COVID reflected in Other Revenue, offset by personnel and other non-personnel expenditures.
- Personnel expenditures increasing 3.2%. Net of turnover, FTE remains flat to prior year, with compounded fiscal impact of approx. 2.4% salary/wage increase and other healthcare & retirement rate increases. Distance education payments and benefits approx. \$1.0M.
- Non-personnel expenditures lower related to partial closure of campus and restricted travel. Cost savings are being offset by COVID-related expenditures.
- Transfers to plant reduced

Financial Results (\$Millions)	Actual 2018/19	Actual 2019/20	Budget For Approval 2020/21	More/(Less)	
				2020/21 to 2019/20	2019/20 to 2018/19
Auxiliary					
Fees	21.9	17.3	9.2	(8.1) -46.7%	(4.6) -21.1%
Other Revenue	1.6	3.4	0.3	(3.1) -92.3%	1.8 114.1%
Total Revenue	\$23.5	\$20.7	\$9.5	(\$11.2) -54.2%	(\$2.8) -12.0%
Total Personnel Exp.	\$3.7	\$3.6	\$3.2	(\$0.3) -9.7%	(\$0.2) -4.1%
Other Non-Personnel Exp	15.0	13.3	8.0	(5.2) -39.5%	(1.8) -11.9%
Debt Service Principal	1.6	1.1	1.1	(0.0) -1.4%	(0.5) -30.0%
Total Non-Personnel Exp.	\$16.6	\$14.3	\$9.1	(\$5.3) -36.6%	(\$2.2) -13.6%
Transfers In/Out	\$2.4	\$1.5	\$0.0	(\$1.5) -100.0%	(\$0.9) -37.7%
Net Surplus/(Deficit)	\$0.8	\$1.3	(\$2.8)	(\$4.1)	\$0.5

Auxiliary

- Total Auxiliary Deficit (\$2.8M)
- Food Services sales & housing contracts significantly lower with decreased capacity on campus.
- Fees lower with 50% reduction for the academic year.
- Personnel reassignments being made where possible
- No transfer to plant, while relying on reserves

Restricted					
Total Revenue	\$25.4	\$28.5	\$25.4	(\$3.1) -10.9%	\$3.1 12.1%
Total Personnel Exp.	\$0.8	\$1.0	\$0.8	(\$0.2) -19.5%	\$0.2 19.7%
Student Aid	24.3	27.3	24.3	(3.0) -11.0%	3.0 12.5%
Other Non-Personnel Exp	0.3	0.3	0.3	0.0 4.0%	(0.0) -13.9%
Total Non-Personnel Exp.	\$24.6	\$27.6	\$24.6	(\$3.0) -10.8%	\$3.0 12.1%
Net Surplus/(Deficit)	\$0.0	(\$0.1)	\$0.0	\$0.1	(\$0.1)

Restricted Funds

- These expenditures are externally funded and balance to zero, with the exception of timing between award and processing.

All Funds					
Total Revenue	\$192.5	\$193.5	\$179.1	(\$14.4) -7.4%	\$1.1 0.6%
Total Personnel Exp.	\$108.6	\$111.1	\$114.0	\$2.8 2.6%	\$2.5 2.3%
Total Non-Personnel Exp.	\$72.3	\$70.9	\$65.9	(\$5.0) -7.1%	(\$1.4) -1.9%
Total Transfers	\$10.1	\$6.0	\$3.1	(\$2.8) -47.7%	(\$4.2) -41.1%
Net Surplus/(Deficit)	\$1.4	\$5.5	(\$3.8)	(\$9.4)	\$4.1

Total Funds Budget for Approval

- Total Deficit (3.8M)
- Balance will be offset with use of respective reserves

Looking Ahead

- PASSHE Comprehensive Planning Process (CPP) - supplemental information provided for reference in materials
- Financial Sustainability Metrics & Risk Assessment available soon
- Financial Statements - October
- CLA Audit Review - December

SlipperyRockSM University of Pennsylvania

Slippery Rock University
Council of Trustees
University Advancement Committee
September 24, 2020

Dennis C. Washington – Vice President for University Advancement

Naming Policy

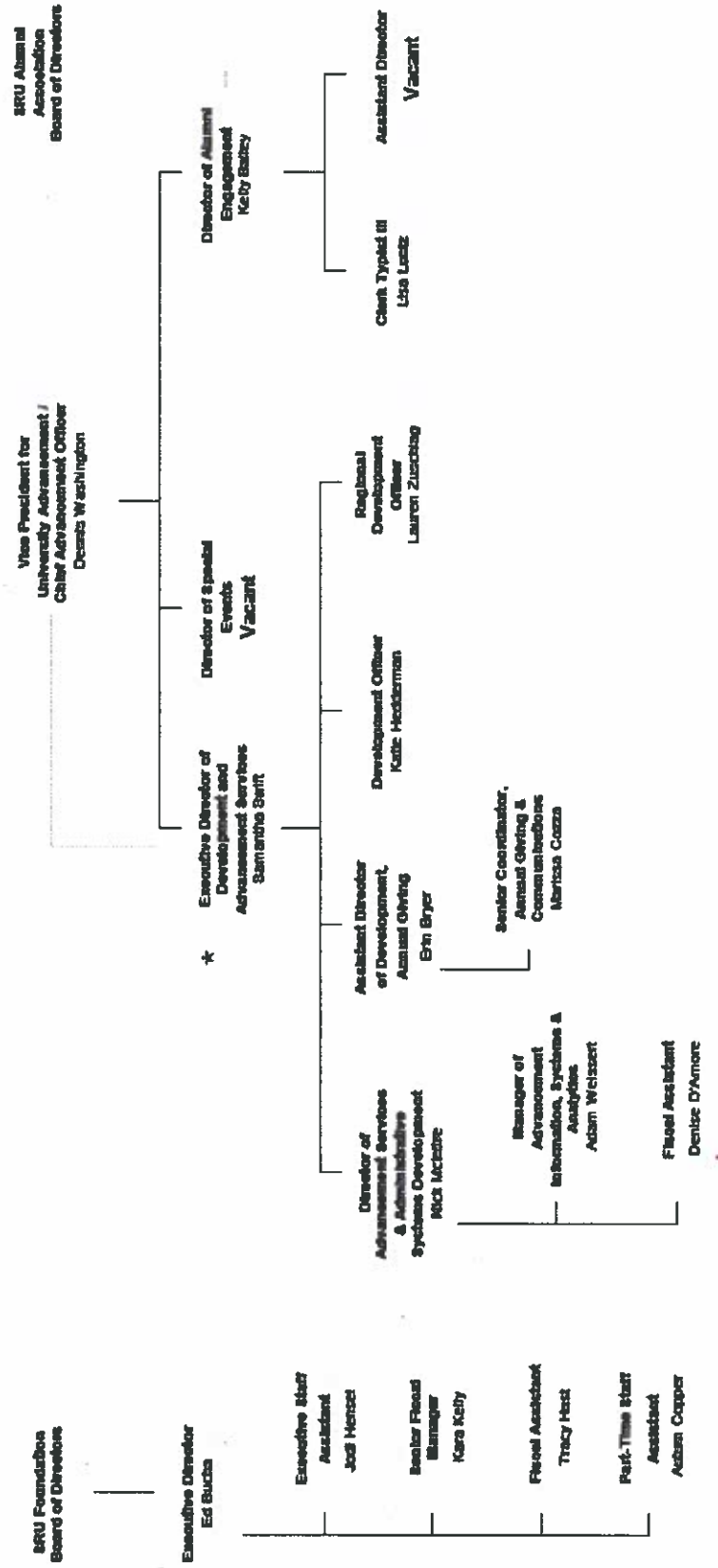
Resolutions

- Falcon Naming Opportunity
- New Pig Naming Opportunity

University
Advancement
Reorganization

University Advancement Organizational Chart

University Advancement Organizational Chart as of September 1, 2020



* Part-Time Development Officer
George Mihalik

* Dr. Mihalik is a contracted employee of the Foundation who works with Ms. Swift as a part-time development officer for the Safety Management Program.

Development Update

DEVELOPMENT: Gift Income Report as of June 30, 2020

Slippery Rock University

Gift Income Report

July 1, 2019 through June 30, 2020

Constituency	Annual		Endowed	Capital	Gift-In-Kind	Total	Totals for the Same Period Last Year	Difference	% of Change
	Restricted	Unrestricted							
Alumni	\$488,186.46	\$32,365.45	\$192,589.28	\$13,275.00	\$14,384.13	\$740,810.32	\$771,498.09	(\$30,687.77)	-3.98%
Friends	\$329,688.74	\$1,630.00	\$231,060.97	\$76,620.00	\$49,945.65	\$688,945.36	\$635,388.82	\$53,556.54	8.43%
Corporations	\$319,309.72	\$9,525.14	\$67,610.00	\$0.00	\$91,782.51	\$488,227.37	\$380,560.69	\$107,666.68	28.29%
Associations	\$39,344.45	\$155.00	\$127,260.60	\$0.00	\$1,784.92	\$168,544.97	\$547,143.18	(\$378,598.21)	-69.20%
Foundations	\$211,073.88	\$7,840.78	\$413,877.00	\$125,000.00	\$250.00	\$758,041.66	\$674,673.98	\$83,367.68	12.36%
Faculty & Staff	\$131,111.53	\$6,554.00	\$27,671.39	\$1,980.00	\$5,820.00	\$173,136.92	\$155,215.65	\$17,921.27	11.55%
Totals for Period This Year:	\$1,518,714.78	\$58,070.37	\$1,060,060.24	\$216,875.00	\$163,977.21	\$3,017,706.60	\$3,164,480.41	(\$146,773.81)	-4.64%
Totals for the Same Period Last Year:	\$1,650,876.30	\$83,610.74	\$952,798.07	\$313,466.59	\$163,728.71	\$3,164,480.41			
Difference	(\$132,161.52)	(\$25,540.37)	\$107,271.17	(\$96,591.59)	\$248.50	(\$146,773.81)			
% of Change	-8.01%	-30.35%	11.28%	-30.81%	0.15%	-4.64%			

Gift Income	\$ 3,250,000.00	Actual	\$3,017,706.60	% to Goal	92.85%
Founders' Members	525	Actual	492	% to Goal	93.71%

Fiscal Year 2020

- Gift income report June 30, 2020: \$3,017,706
- Decrease of \$146,773, 4.6%
- Founders' Society: 492
- Donor communication

Fiscal Year 2021

- SRUAA, Football and Men's Basketball Golf Outings
- Fall Annual Appeal
- Virtual Sunset Serenade September 24
- Athletics Giving Day October 9
- Electronic scholarship stewardship reports

Fiscal Year 2020-21 Goals

- Gift Income \$3,250,000
- Annual Giving \$ 575,000
- Founders Society 525

Long-term Fundraising Plan

How is the Student Body Engaged in Fundraising?

- Athletic Fundraising
- Senior Class Gift
- Annual Giving Day

National Perspectives on Fundraising During a Pandemic


- Importance of checking on donors
- Importance of engaging with donors
- Importance of soliciting donors
- Importance of thanking donors

Campaign Update

Alumni Update


SRU Alumni & Friends Open

Monday, August 3, 2020



- 32 Teams Participated
- \$18,500 in sponsorships
- \$15,000 in profits for the SRU Alumni Association Scholarship Fund

Virtual Fall Alumni Events



Fall Trivia Series

Hosted every three weeks utilizing Kahoot!

September 17

October 8 (Homecoming Week)

November 12

December 10

Fall Alumni Happy Hours

Specific Themes for the Happy Hours, including:

Black Alumni Network (9/25)

Green and White Society Students/Alumni

Decades Party (During Homecoming Week)

Haunting of North Hall (October)

Residence Hall Roll Call (November/December)

Fall Student/Alumni Events

Backpacks to Briefcases (10/15)

Alumni Speaker Series (10/21 and 11/11)

Homecoming Spirit Week

October 5-10, 2020



- **Virtual Race to 2020**

- A competition among alumni, students, faculty and staff to reach 2,020 miles logged (run, walk, bike, swim) between the dates of October 1-10, 2020.

- **Decades Party Mixers via Zoom**



- **Kahoot! Trivia Night (Students vs. Alumni)**

- **Digital Celebration Videos**

* Some traditional Homecoming activities are planned for students including: Spirit Board Painting and Paint the Town, as they can be done socially distanced, as well as virtual events.

* Reunions and recognition events have been postponed.



Slippery Rock University Foundation, Inc.

Fiscal Update

BALANCE SHEET SUMMARY
as of June 30, 2020 Compared to June 30, 2019

	<u>June 30, 2020</u>	<u>June 30, 2019</u>
Total Assets	\$ 40,501,099	\$ 39,852,985
Total Liabilities	\$ 549,718	\$ 732,711
Total Net Assets	\$ 39,951,381	\$ 39,120,274
Net Assets and Liabilities	<u>\$ 40,501,099</u>	<u>\$ 39,852,985</u>

STATEMENT OF INCOME AND EXPENDITURES
Summary as of June 30, 2020 Compared to June 30, 2019

	<u>June 30, 2020</u>	<u>June 30, 2019</u>
Total Revenues	\$ 6,476,577	\$ 8,336,692
Total Expenses	\$ 5,645,469	\$ 5,602,514
Change in Net Assets	\$ 831,108	\$ 2,734,178

INVESTMENT PORTFOLIO SUMMARY
as of June 30, 2020 Compared to June 30, 2019

	<u>June 30, 2020</u>	<u>June 30, 2019</u>
Fair Market Value	\$ 34,051,303	\$ 33,240,071

BALANCE SHEET SUMMARY
as of June 30, 2020 Compared to June 30, 2019

	<u>June 30, 2020</u>	<u>June 30, 2019</u>
Total Assets	\$ 107,334,195	\$ 113,544,673
Total Liabilities	\$ 108,095,569	\$ 113,273,474
Total Net Assets	\$ (761,374)	\$ 271,199
Net Assets and Liabilities	<u>\$ 107,334,195</u>	<u>\$ 113,544,672</u>

STATEMENT OF INCOME AND EXPENDITURES
as of June 30, 2020 Compared to June 30, 2019

	<u>June 30, 2020</u>	<u>June 30, 2019</u>
Total Revenues	\$ 11,552,440	\$ 14,820,050
Total Expenses	\$ 12,585,013	\$ 14,430,094
Change in Net Assets	\$ (1,032,573)	\$ 389,956

**SLIPPERY ROCK UNIVERSITY
COUNCIL OF TRUSTEES**

**Governance Committee (TAB #4)
Joshua Young, chair**

**Thursday, September 24, 2020
12:15 p.m. – 1:00 p.m.
ZOOM Conferencing**

Members: **Joshua Young, chair** **Samantha Hawk**
 Elise Michaux **Bob Taylor**
 Dominic Ionta

AGENDA

- I. Call to Order – Joshua Young, chair
- II. Presentations
 - None
- III. Discussion
 - PACT Update – Jeff Smith
 - President’s Evaluation Process
- IV. Action
 - Commendation: Honoring the Service of Senator Mary Jo White **(Tab #19)**
 - Commendation: Honoring the Service of Trustee Thomas Breth **(Tab #19)**
- V. Information Items
 - Calendar Mentions **(Attached)**
 - Bylaws - Council of Trustees **(Attached)**
- VI. Other Business
- VII. Adjournment

FALL/WINTER 2020

- September 4 College Colors Day – Virtual Events
- September 8 Black Alumni Network Happy Hour
- September 7 Labor Day Observed
- September 10 Alumni Town Hall Meeting – Virtual Event
- September 15 Fall University Assembly, 12:30, (virtual assembly)
- September 17 Kahoot! Rock Trivia Nights (virtual alumni event)
- September 24 Sunset Serenade (virtual event)
- **September 24** **Council of Trustees Committee and Quarterly Business Meetings**
- September 25 Black Alumni Network Alumni Happy Hour (virtual event)
- September 30 Green and White Happy Hour
- October 1 Chancellor Visit, 9:00 a.m.- President/Cabinet; 10:00 a.m.-Student Leaders; 11:00 a.m.-Open Forum (zoom format)
- October 9 Athletic Giving Day
- October 5 – 10 Virtual Homecoming & Spirit Week
 - Virtual Tent Parties
 - Golden Grad – 4:00 p.m. – October 5
 - 70's Decade – 6:30 p.m. – October 5
 - 80's Decade – 8:00 p.m. – October 5
 - 90's Decade – 6:30 p.m. – October 6
 - 00's Decade – 8:00 p.m. – October 6
 - Graduates of the Last Decade – 8:00 p.m. – October 7
 - Virtual Race – October 1 – 10
 - Virtual Trivia Night (Students vs. Alumni) – 7:00 p.m. – October 8
 - Digital Videos/Social Media
- October 14 – 15 Board of Governors Meetings (zoom format)
- October 15 Backpacks to Briefcases, 6:30 p.m.
- October 21 Alumni Speaker Series: Niki Campbell – 6:30 p.m. (virtual event)
- October 22 Foundation Board Meeting, 5:00 p.m., Alumni House
- October 24 Alumni Board Meeting, 10:00 a.m., Zoom Video Conference
- October 29 Haunting of North Hall Alumni Happy Hour, Zoom Video Conference, Time TBA
- November (TBD) Chad Williamson Scholarship Competition – TBD
- November/December Residence Hall Roll Call Alumni Happy Hour, Zoom Video Conference, Time TBA
- November 11 Alumni Speaker Series: Rachel Brecht '97, Zoom Video Conferencing
- November 11 Veteran's Day Observation (Alumni Hosted Event is Tentative)
- November 12 Kahoot! Rock Trivia Nights (virtual alumni event)
- November 12 Virtual Reunion & 50th Celebration: Alpha Sigma Phi
- November 19 Media Hall of Fame Ceremony – 6:00 – 8:00 p.m. (virtual alumni event)
- November 20 Last Day of Classes
- November 21, 23-25 Final Exam Week
- November 26 Thanksgiving Day
- December 10-18 Hanukkah
- December 10 Kahoot! Rock Trivia Nights (virtual alumni event)
- **December 10** **Council of Trustees Committee Meetings**

- **December 11** **Council of Trustees Meeting**
- December 12 SRU Virtual Commencement, 10:00 a.m.
- December 16 Winter Session Classes Begin
- December 25 –
- January 3 University Holiday Break
- January 1 New Year's Day

2021

- January 21 Hamilton – SRU Alumni Association Members Only Event
- January 28 Foundation & LLC Board of Directors Meetings – 5:00 p.m.
- **March 25** **Council of Trustees Committee Meetings**
- **March 26** **Council of Trustees Meeting**
- April 22 Foundation & LLC Board of Directors Meetings – 5:00 p.m.
- **June 3** **Council of Trustees Committee Meetings**
- **June 4** **Council of Trustees Meeting**
- June 11-13 Alumni Weekend 2021
 - 0s, 5s, 1s, 6s
 - Affinity Group Reunions

**BYLAWS
COUNCIL OF TRUSTEES
SLIPPERY ROCK UNIVERSITY OF PENNSYLVANIA**

ARTICLE I – NAME AND PURPOSE

Section 1. **Name.** The name of the institution as provided by Act No. 1982-188 is Slippery Rock University of Pennsylvania of the State System of Higher Education.

Section 2. **Goals and Objectives.** As provided in Act 1982-188, a copy of which is appended to these Bylaws for reference.

ARTICLE II – POWERS AND DUTIES

As delineated in Act 188, Section 20-2009-A, the responsibilities of the Council of Trustees include the following:

- (1) To make recommendations to the chancellor for the appointment, retention, or dismissal of the president following consultation with students, faculty, and alumni.
- (2) To assist the president in developing proper relations and understanding between the institution and its programs and the public, in order to serve the interests and needs of both.
- (3) To review and approve the recommendations of the president as to standards for the admission, discipline and expulsion of students.
- (4) To review and approve the recommendations of the president pertaining to policies and procedures governing the use of institutional facilities and property.
- (5) To approve schools and academic programs.
- (6) To review and approve the recommendations of the president pertaining to annual operating and capital budget requirements for forwarding to the Board.
- (7) To review and approve charges for room and board and other fees except student activity fees.
- (8) To conduct an annual physical inspection of facilities and make recommendations regarding maintenance and construction to the Board.

- (9) To review and approve all contracts and purchases negotiated or awarded by the president with or without competitive bidding and all contracts for consultative services entered by the president.
- (10) To represent the institution at official functions of the Commonwealth.
- (11) To take such other action as may be necessary to effectuate the powers and duties herein delegated.
- (12) In accordance with the evaluation procedure established by the Board, each council shall conduct an evaluation of the president and forward the results of that evaluation with recommendation to the chancellor for submission to the
- (13) By resolution adopted by the Council to authorize campus police who have completed firearms training in accordance with 53 Pa.C.S. 2167 (a) (relating to police training) to carry firearms in the course of duty for any institution whose campus police are authorized to carry firearms on the effective date of this paragraph, the authority to carry firearms shall remain in effect unless the Council by resolution dissolves such authority.

ARTICLE III – MEMBERSHIP

Section 1. **Council of Trustees.** The Council of Trustees shall consist of eleven members who, except for student members, shall be nominated and appointed by the Governor with the advice and consent of the Senate. At least two (2) members of the eleven (11) member Council of Trustees shall be alumni of the institution. The Chancellor is an ex-officio member of the Council.

Section 2. **Term.** Ten (10) members of each Council shall serve terms of six (6) years respectively, and until their respective successors are duly appointed and qualified. One member of each Council shall be a full-time undergraduate student in good academic standing, other than a freshman, enrolled for at least twelve (12) semester hours at the institution of which the student is a Trustee. The student member shall serve a term of four (4) years or for so long as he/she is a full-time undergraduate student in attendance at the institution, whichever period is shorter. Vacancies occurring before the expiration of the term of any member shall be filled in like manner for the unexpired term. Student members of the Council of Trustees shall be appointed by the Governor and shall not be subject to Senate confirmation.

Section 3. **Member Responsibility.** Council members are expected to be regular in attendance. Given that Council of Trustee meetings for the academic year are announced in advance, Council members should plan their schedules so as to be in attendance at as many meetings as possible. Shall a Trustee fail to attend three meetings in succession without presenting a reasonable excuse such as illness or conflict with business matters to the Chairperson of the Council of Trustees, the Chairperson will communicate in writing

to the Trustee and ask him or her to reconsider the commitment made to serve on the Council of Trustees and to give thought to resignation if he or her circumstances are such that active involvement in the work of the Council of Trustees will not be possible. Copies of any such correspondence should be forwarded to the Pennsylvania State System of Higher Education Office of the Chancellor and to the Office of the Governor.

ARTICLE IV. MEETINGS

Section 1. **Regular Meetings.** A regular meeting of the Council of Trustees shall be held not less than four times each year. Generally, the regular meetings shall be scheduled in September, December, March and June. The schedule of meetings shall be formulated each year at the annual meeting in June and advertised in accordance with the Sunshine Act.

Section 2. **Special Meetings.** Special meetings shall be called at any time by the Chairperson of the Council of Trustees. Additionally, special meetings shall be called upon the request of three (3) members of the Council. The Chairperson of the Council of Trustees shall give notice of such special meetings within three (3) calendar days of the request, giving members seven (7) days notice of the date of the meeting.

Section 3. **Annual Meetings.** The annual meeting of the Council of Trustees shall be the regular meeting held in June of each year. At this meeting, the officers of the Council of Trustees for the next year shall be elected.

Section 4. **PACT Meetings.** All Trustees are invited to attend and participate in discussion of the Pennsylvania Association of Council of Trustees business and welfare at all meetings

Section 5. **Quorum.** Six members of the Council shall constitute a quorum as referenced in Act 188.

Section 6. **Voting.** Voting by proxy is prohibited. One or more members of the Council may participate in any meeting of the Council of Trustees by means of conference telephone or similar communication equipment by means of which all persons participating in the meeting can hear each other, with all rights, duties, obligations and responsibilities as if such member were present in person for such meeting.

ARTICLE V – OFFICERS

Section 1. **Duties of Officers**

1. Chairperson

- a. Shall preside at meetings of the Council and shall perform all other functions pertaining to the office of a presiding officer.

- b. Shall appoint the Standing Committees.
- c. May appoint other committees necessary for the transaction of business as authorized by the Council of Trustees.
- b. Shall be an ex-officio member of all committees.

2. Vice Chairperson

- a. Shall upon the death, absence, resignation, disability, or disqualification of the Chairperson, perform the duties of the Chairperson until the Chairperson shall resume his/her office or his/her successor shall have been elected, as herein provided. Nothing herein limits the Council of Trustees power to dismiss a Vice Chairperson at any time.

3. Secretary

- a. Shall attend the meetings of the Council and record the substance of the proceedings in minutes which shall be submitted for approval at each subsequent regular meeting of the Council. A copy of the minutes shall be sent to the members of the Council, the Chancellor, the President, and local APSCUF, AFSCME and SCUPA.
- b. Shall have complete access to the records, securities, notes, contracts, deeds, documents, and all other valuable effects of the Council during his/her term of office. The Office of the President shall serve as the depository for these items.
- c. Shall be responsible for notifying the members of the Council of Trustees relative to the time and place of all meetings of the Council. In the case of special meetings, the purpose for which the special meeting is called shall be given in the notice, and the business transacted at such meetings shall be limited to the purpose stated in the call except if Council, by 2/3 vote, agrees to take up additional new business. A notice of regular and special meetings shall be sent to the Chancellor of the Pennsylvania State System of Higher Education and union presidents.

Section 2. Election. The officers of the Council shall be elected for a one-year term at the annual meeting of the Council and shall perform the duties assigned to their respective office. They shall hold office until successors are legally elected. The Governance Committee shall, at the meeting preceding the annual meeting, nominate individuals to serve as officers of the Council.

Section 3. **Term of Office.** The elected officers of the Council shall not serve more than two consecutive terms in that particular office.

ARTICLE VI – COMMITTEES

Section 1. **Executive Committee.** This committee shall consist of the officers of the Council. The Chairperson of the Council shall be the Chairperson of the Executive Committee. The University President shall serve as ex-officio, a non-voting member of the Executive Committee. Meetings of this committee shall be called by the Chairperson as needed. Upon the request of at least two members of this committee, additional meetings may be convened.

Section 2. **Standing Committees.** The Chairperson of the Council of Trustees shall appoint at least three members and designate chairpersons for each of the following committees:

1. Academic and Student Affairs Committee

Purpose: to keep Trustees informed about academic program status and proposals for academic program approval (when appropriate).

To keep Trustees informed about all matters relating to students which are complementary to and supportive of the formal academic functions of the University

Functions:

- a. to examine and discuss the University's academic programs and supporting policies
- b. to review the process of periodic program evaluation and accreditation
- c. to review plans for new academic programs and to make recommendations to the Council when appropriate.

Ex-officio, non-voting member: Provost/Vice President for Academic and Student Affairs

2. Finance and Administrative Affairs Committee

Purpose: to keep Trustees informed of financial and facilities needs/plans and prepared for consideration of budget proposals, when appropriate

- Function:
- a. to review and discuss the University's financial management system and supporting policies
 - b. to discuss the University's current and proposed budget and any anticipated major expenditures and to make related recommendations to the Council as appropriate
 - c. to review the facilities master plan, including examination and discussion of maintenance, renovation and capital construction needs

Ex-officio, non-voting member: Vice President for Finance and Administrative Affairs

3. University Advancement Committee

Purpose: to enhance the Trustees' participation in University fund raising through the Slippery Rock University Foundation, Inc.

- Function:
- a. to review and discuss University/Foundation fund-raising plans and policies, and to make related recommendations
 - b. to provide input into the fund-raising goals
 - c. to join with other appropriate Council committees in analysis, development, and support of academic student affairs, fiscal and facilities planning

Ex-officio, non-voting member: Vice President for University Advancement

5. Governance Committee

Purpose: to keep Trustee's informed about all matters related to the function and operations of Council and to support each of the other committees.

- Function:
- a. Nomination and election process for Council Officers
 - b. SRU Presidential formal and informal reviews
 - 1. Shall continuously assess the formal and informal reviews of the President
 - c. Bylaws Review
 - d. Shall assist with Presidential transition

At least three (3) members shall be appointed to serve on the Governance Committee.

6. Other Committees: The Chairperson of the Council of Trustees may appoint other committees necessary for the transaction of business as authorized by the Council of Trustees.

ARTICLE VII – AMENDMENTS, RULES OF ORDER

Section 1. **Amendment.** These bylaws may be amended only at any meeting of the Council of Trustees by two-thirds (2/3) vote of those present, provided the proposed change shall have been submitted in writing to the members of the Council at least ten (10) days prior to the meeting.

Section 2. **Rules of Order.** Robert’s Revised Rules of Order shall be the guide for the Council in determining questions of parliamentary procedure not herein specifically provided.

ARTICLE VIII – THE PRESIDENT OF THE UNIVERSITY

The University President is the University’s chief executive officer and ex-officio non-voting member of the Council and of all Council standing committees. Within the powers and constraints of Act 188 of 1982 amended, the President is charged with carrying out the Trustees’ policies and programs and administering the educational and business affairs of the University. The President shall advise the Council on all matters where Council must take official action. The President is charged with supplying the Council with sufficient information for its decision making. The President shall call upon the Trustees for objective counseling and advice. When acting for the Council, the President is expected to adhere faithfully to the Council’s policies.

SRU Council of Trustees Bylaws Amended June 8, 2018
SRU Council of Trustees Bylaws Amended December 4, 2015

**SLIPPERY ROCK UNIVERSITY
COUNCIL OF TRUSTEES**

Executive Session (TAB #5)

Thursday, September 24, 2020

Bridge Line Conferencing

**Members: All Trustees
President Behre**

AGENDA

- I. Call to Order – Matt Lautman, chair
- II. Guest Presentation
 - Legal Review and Updates: Mike Ferguson and Laura Neal, PASSHE legal counsel
- III. Adjournment

9.14.20

SLIPPERY ROCK UNIVERSITY COUNCIL OF TRUSTEES
Quarterly Business Meeting
Slippery Rock University of Pennsylvania
Thursday, September 24, 2020
2:30 p.m.
ZOOM Conferencing

I. CALL TO ORDER

II. RECORDING OF ATTENDANCE

III. APPROVAL OF MEETING AGENDA

- A. Approval of the business meeting agenda, Thursday, September 24, 2020 (TAB #6)

IV. APPROVAL OF MINUTES

- A. Approval of the University Advancement Committee meeting minutes, July 29, 2020 (TAB #16)
- B. Approval of the quarterly business meeting minutes, June 4, 2020 (TAB #15)
- C. Approval of the special meeting minutes, August 4, 2020 (TAB #17)

V. PUBLIC COMMENTS

Chairman Lautman will announce individuals in order as they pre-registered to provide comments.

VI. PRESENTATIONS

Commendation: Honoring the Service of Senator Mary Jo White
Commendation: Honoring the Service of Trustee Thomas Breth

VII. REPORT OF THE PRESIDENT

President Behre will provide his report.

VIII. COMMITTEE REPORTS

- A. Academic and Student Affairs Committee – Dr. Alfonso Angelucci, chair (TAB #1)
- B. Finance Committee – Mr. William McCarrier, chair (TAB #2)
- C. University Advancement Committee – Mr. Robert Taylor, chair (TAB #3)
- E. Governance Committee – Mr. Matt Lautman, chair (TAB #4)
- D. Executive Session – no report (closed session) (TAB #5)

IX. ITEMS FOR COUNCIL ACTION

- A. 20/21 Proposed Budget (TAB #10)
- B. University Policy: Community Memorial Award (TAB #11)
- C. Resolution: Falcon Power Consultants (TAB #12)
- D. Resolution: New Pig Corporation (TAB #13)

X. INFORMATION ITEMS

- A. Contracts, Fixed Assets, Service & Supply Purchase Orders (TAB #7)
- B. Facilities & Planning Active Project List (TAB #8)
- C. HR Personnel Items (TAB #9)

Instructional Appointments: Academic Year
State University Administrator Appointment
Management Appointments
Support Staff Appointments
Retirements
Resignations
Emeritus Status
Tenure AY 20-21
Promotions AY 20-21

- D. Financial Report (TAB #14)
- E. CPP Narrative (TAB #18)
- F. Commendations (TAB #19)
- G. Divisional Reports (TAB #20)

SRU COT Meeting Dates 2020-2021:

December 10-11, 2020
March 25-26, 2021
June 3-4, 2021

XI. FOR THE GOOD OF THE ORDER

XII. ADJOURNMENT

**Slippery Rock University
Council of Trustees
Policy 2000-1**

Public Participation at Council Meetings

A. Purpose

To permit the fair and orderly expression of public comment in meetings of the Slippery Rock University Council of Trustees.

B. Policy

Provision is made for the public to be heard at regularly scheduled meetings of the Slippery Rock University Council of Trustees. The place on the Agenda for this purpose shall be determined by the Council as set forth in its Agenda. If citizens do speak, their names and the subject of their testimonies shall be officially recorded in the Minutes.

Public-To-Be-Heard Guidelines:

1. Public-to-be-Heard shall be chaired by the Chairperson of the Council of Trustees.
2. The time allotted shall be thirty (30) minutes, unless extended by approval of majority of the Council.
3. Each speaker shall have a maximum of five (5) minutes.
4. Each speaker must give his/her name and address, which shall be recorded in the Council Minutes.
5. Any Council Member has the right to respond to the speaker by making a request to the Chairperson without engaging in continuing dialogue.
6. Any Council Member has the right to request that an administrator respond to the speaker by making a request to the Chairperson without engaging in continuing dialogue.
7. The Council and/or the administration reserves the right to respond at the next meeting or at a subsequent meeting.
8. Speakers are encouraged to register through the President's Office with their topics identified prior to the Council meeting. The Council Chairperson will call upon the speakers at the open meeting in the order in which they registered.
9. If all registered and/or other speakers are unable to be heard during the Public-to-be-Heard section because of time constraints, said speakers will be scheduled to be heard at the next open meeting of the Council of Trustees.
10. Electronic recording devices and cameras other than those used as official recording devices will be permitted at meetings under rules provided by the Council.
11. No placards or banners will be permitted within the meeting room without prior approval.

COUNCIL OF TRUSTEES REPORT
Slippery Rock University
CONTRACTS PROCESSED
May 9, 2020 thru August 31 ,2020

<u>NO.</u>	<u>VENDOR NAME</u>	<u>VENDOR ADDRESS</u>	<u>ITEM DESCRIPTION AND ORGANIZATION</u>	<u>BID CODE</u>	<u>PO NUMBER</u>	<u>SERVICE</u>	<u>PO AMOUNT</u>
1	RENO BROS. INC.	3406 43RD ST NEW BRIGHTON, PA 15066	SMITH STUDENT CENTER COOLING TOWER: REPAIR AND REFURBISHMENT SERVICES UP:SRU-IFB-3262020- MECHANICAL CONSTRUCTION	B	3900010764	6/9/2020 THRU 7/24/2020	\$ 70,856.00
2	MARSA, INC	1000 CASTLVIEW RD PITTSBURGH, PA 15234	OLD MAIN FAÇADE REPAIRS UP-455.1 GENERAL CONSTRUCTION	B	3900010787	6/16/2020 THRU 9/16/2020	\$ 88,800.00
3	A&M ELECTRIC INC	13003 WOLF RD GUYS MILLS, PA 16327	STADIUM ELECTRICAL POWER UPGRADES UP-453.4 ELECTRICAL CONTSTRUCTION	B	3900010812	7/7/2020 THRU 9/7/2020	\$ 42,750.00
4	GROSSMAN CONSTRUCTION CO	582 CLAYTONIA ROAD SLIPPERY ROCK, PA 16057	CONCRETE MAINTENANCE SERVICES GENERAL CAMPUS UP-433 R-2	R	3900010758	5/11/2020 THRU 5/10/2021	UP TO: \$ 250,000.00
5	PAVE CARE	1692 S CENTER ST EXT GROVE CITY, PA 16127	ASPHALT MAINTENANCE GENERAL CAMPUS UP-431-R2	R	3900010763	6/1/2020 THRU 5/31/2021	UP TO: \$ 107,348.00
6	INDUSTRIAL/COMMERCIAL ELEVATOR CO	MILLERS RUN ROAD PO BOX 262 CECIL, PA 15321	PROFESSIONAL ELEVATOR SERVICES PREVENTATIVE MAINTENANCE AND REPAIRS VARIOUS	R	4300001113	8/1/2020 THRU 7/31/2021	UP TO: \$ 250,000.00
7	UNIQUESOURCE PRODUCTS & SERVICES	500 BENT CREEK BLVD MECHANICSBURGH, PA 17050	DGS STATEWIDE CONTRACT #4400004695 JANITORIAL SERVICES:	R	4500628143	9/1/2020 THRU 8/31/2021	\$ 173,137.46
8	BUCO TRANSPORTATION INC. DBA: CAMPBELL BUS LINES	258 GROVE CITY ROAD PO BOX 57 SLIPPERY ROCK, PA	BUS TRANSPORTATION SERVICES FOR CAMPUS DEPARTMENTS BB-4700003659 -R2 -A1 VARIOUS	R	4700003659	7/1/2020 THRU 06/31/2021	UP TO: \$ 175,000.00
9	AMIZADE LTD	305 24TH STREET PITTSBURGH, PA 15201	TRAVEL SERVICES GLOBAL ENGAGEMENTS AND PARTNERSHIPS	R	4700003703	7/1/2020 THRU 6/30/2022	UP TO \$ 1,750,000.00
10	ANGLO AMERICAN EDUCATIONAL SERVICES	45 RUSSELL SQUARE LONDON, WC1B4JP	TRAVEL SERVICES GLOBAL ENGAGEMENTS AND PARTNERSHIPS	R	4700003700	7/1/2020 THRU 6/30/2022	UP TO \$ 1,750,000.00
11	CENTER FOR INTERNATIONAL STUDIES	17 NEW SOUTH STREET	TRAVEL SERVICES	R	4700003704	7/1/2020	UP TO

COUNCIL OF TRUSTEES REPORT
Slippery Rock University
CONTRACTS PROCESSED
May 9, 2020 thru August 31 ,2020

<u>NO. VENDOR NAME</u>	<u>VENDOR ADDRESS</u>	<u>ITEM DESCRIPTION AND ORGANIZATION</u>	<u>BID CODE</u>	<u>PO NUMBER</u>	<u>SERVICE THRU</u>	<u>PO AMOUNT</u>
	SUITE 301 NORTH HAMPTON, MA 0160	GLOBAL ENGAGEMENTS AND PARTNERSHIPS			6/30/2022	\$ 1,750,000.00
12 IDATA INCORPORATED	1908 MT. VERNON AVENUE 2ND FLOOR ALEXANDRIA, VA 22301	RECRUITMENT OF STUDENTS SOFTWARE FOR THREE YEARS IATS	SS	4000060659	8/1/2020 THRU 7/31/2023	\$ 30,000.00
13 THANKVIEW LLC	189 SCHERMERHORN ST 3G BROOKLYN, NY	DONOR SOFTWARE SUBSCRIPTION UNIVERSITY ADVANCEMENT	SS	4000060468	SS	\$ 25,800.00
14 LAEDAL MEDICAL CORPORATION	167 MEYERS CORNERS RD WAPPINGERS FALL, NY 12590	SIM-MOM COURSE PROGRAM AND TEACHING SERVICES WITH MAINTENANCE PHYSICANS ASSISTANT PROGRAM 4 YEAR	SS	4000060468	7/1/2020 THRU 6/30/2024	\$ 54,396.00
TOTAL:						\$ 6,518,087.46

BID CODE:

B - BID COMPETITIVELY FOR CURRENT FISCAL YEAR

C - CONTRACT : THE ORDER WAS PREPARED FROM A STATE SCHEDULE OF PURCHASING CONTRACTS. THE STATE HAS ALREADY OBTAINED BIDS FOR THESE ITEMS AND HAS AWARDED CONTRACTS FROM WHICH VARIOUS STATE AGENCIES MAY PURCHASE.

P - PROFESSIONAL ARCHITECT, ENGINEER, CONSTRUCTION MANAGER, PROFESSIONAL MANAGER, OR PROFESSIONAL DESIGNERS ARE SELECTED BASED ON QUALIFICATIONS

R - RENEWED. THE CONTRACT, WHICH WAS COMPETITIVELY BID EARLIER, WAS RENEWED FOR THE CURRENT FISCAL YEAR. THE CURRENT AMOUNT IS BASED ON THE FEDERAL CONSUMER PRICE INDEX, OR ON OTHER RENEWAL TERMS IN THE CONTRACT

SS - SOLE SOURCE JUSTIFICATION: THE UNIVERSITY HAS ON FILE A WRITTEN AND SIGNED JUSTIFICATION EXPLAINING WHY THIS CONTRACT WAS AWARDED TO THE CONTRACTOR WITHOUT COMPETITIVE BIDS

COUNCIL OF TRUSTEES REPORT

Slippery Rock University

CONTRACTS SPEND TO DATE

May 9, 2019 thru August 31, 2020

<u>NO.</u>	<u>VENDOR NAME</u>	<u>VENDOR ADDRESS</u>	<u>ITEM DESCRIPTION & ORGANIZATION</u>	<u>BID CODE</u>	<u>PO NUMBER</u>	<u>PERIOD OF SERVICE</u>	<u>AMOUNT</u>	<u>SPEND TO DATE</u>	<u>SINCE 5/9/2020</u>
1	WASTE MANAGEMENT OF PENNSYLVANIA, INC.	625 CHERRINGTON PARKWAY MOON TOWNSHIP, PA. 15108	DUMPSITE FOR MUNICIPAL WASTE FOR THREE YEARS PRIVATE HOUSING MAINTENANCE RESIDENCE LIFE MAINTENANCE STUDENT SERVICES LANDSCAPE & GROUNDS	B	4000053902	11/01/2018 THRU 10/31/2021	UP TO: \$ 79,950.00 \$	30,716.66 \$	1,590.21
2	PAVE CARE	1692 S. CENTER STREET EXT. GROVE CITY, PA, 16127	ASPHALT MAINTENANCE GENERAL CAMPUS CAMPUS PROJECT: UP-431 ROADWAYS/PARKING LOT	B	3900009435	6/20/2018 THRU 6/19/2019	UP TO: \$ 250,000.00 \$	246,147.65 \$	22,136.42
3	SIGN LANGUAGE INTERPRETING PROFESSIONALS, LLC	PO BOX 313 GLENSHAW, PA 15116-0313	INTERPRETING SERVICES FOR DEAF STUDENTS FOR THREE YEARS STUDENT SPEC SVCS	B	4000056944	7/1/2019 THRU 6/30/2022	UP TO: \$ 120,000.00 \$	18,692.00 \$	1,718.00
4	SHANE EMRICH PIANO TUNING	1107 VINE STREET CORAOPLIS, PA 15108	PIANO TUNINGS AND MINOR REPAIRS FOR THREE YEARS MUSIC	B	4000057463	8/22/2019 THRU 7/30/2022	UP TO: \$ 65,000.00 \$	24,976.89 \$	7,679.39
5	RPA ASSOCIATES	400 SPRING RIDGE DRIVE WYOMISSING, PA, 19610	OPEN-ENDED PROFESSIONAL DESIGN SERVICES SSHE-ENGR-2016 SEE PROFESSIONAL SERVICES DETAIL	P	3900008676	4/3/2017 THRU 8/31/2020	UP TO: \$ 203,492.80 \$	172,798.22 \$	1,551.93
6	CIVIL & ENVIROMENTAL CONSULTANTS, INC	333 BALDWIN ROAD PITTSBURGH, PA 15205	OPEN-ENDED PROFESSIONAL DESIGN SERVICES SSHE-ENGR-2016 SEE PROFESSIONAL SERVICES DETAIL	P	3900008674	4/4/2017 THRU 8/1/2020	UP TO: \$ 181,233.75 \$	155,164.42 \$	5,824.60
7	IKM INCORPORATED	ONE PPG PLACE PITTSBURGH, PA 15205	OPEN-ENDED PROFESSIONAL DESIGN SERVICES SSHE-ARCH-2016 SEE PROFESSIONAL SERVICES DETAIL	P	3900009233	11/28/2017 THRU 8/1/2020	UP TO: \$ 226,535.84 \$	209,035.69 \$	32,158.60
8	WEBER MURPHY FOX	320 WEST LAKE RD ERIE, PA 16505	OPEN-ENDED PROFESSIONAL DESIGN SERVICES SSHE-ARCH-2016 SEE PROFESSIONAL SERVICES DETAIL	P	3900009172	12/18/2017 THRU 9/1/2020	UP TO: \$ 520,349.00 \$	433,792.86 \$	5,988.86
9	WISS JANNEY, ELSTNER	800 V'NIAL ST, SUITE 8301	OPEN-ENDED PROFESSIONAL	P	3900009701	9/26/2018	UP TO:		

COUNCIL OF TRUSTEES REPORT
Slippery Rock University
CONTRACTS SPEND TO DATE
May 9, 2019 thru August 31, 2020

<u>NO.</u>	<u>VENDOR NAME</u>	<u>VENDOR ADDRESS</u>	<u>ITEM DESCRIPTION & ORGANIZATION</u>	<u>BID CODE</u>	<u>PO NUMBER</u>	<u>PERIOD OF SERVICE</u>	<u>AMOUNT</u>	<u>SPEND TO DATE</u>	<u>SINCE</u>
	ASSOCIATES, INC.	PITTSBURGH, PA 15212	DESIGN SERVICES SHE-ARCH-2016 SEE PROFESSIONAL SERVICES DETAIL			8/31/2020	\$ 155,700.00	\$ 86,367.61	5/9/2020 8,543.98
10	RPA ASSOCIATES	400 SPRING RIDGE DRIVE WYOMISSING, PA, 19610	OPEN-ENDED PROFESSIONAL DESIGN SERVICES OEME-762R2 SEE PROFESSIONAL SERVICES DETAIL	P	3900007098	2/18/2015 THRU 6/1/2020	UP TO: \$ 574,883.85	\$ 536,884.89	\$ 912.65
11	PERKINS EASTMAN ARCHITECTS, PC	110 LIBERTY AVENUE PITTSBURGH, PA 15222	OPEN-ENDED PROFESSIONAL DESIGN SERVICES OEPD-758R2 SEE PROFESSIONAL SERVICES DETAIL	P	3900007137	3/2/2015 THRU 9/30/2019	UP TO: \$ 708,888.32	\$ 703,315.92	\$ 4,058.92
12	PAVE CARE	1692 S. CENTER STREET EXT. GROVE CITY, PA, 16127	ASPHALT MAINTENANCE GENERAL CAMPUS CAMPUS PROJECT: UP-431R2 ROADWAYS/PARKING LOT	R	3900010763	6/1/2020 THRU 5/31/2020	UP TO: \$ 250,000.00	\$ 122,016.18	\$ 122,016.18
13	INDUSTRIAL/COMMERCIAL ELEVATOR CO	MILLERS RUN ROAD PO BOX 262 CECIL, PA 15321	PROFESSIONAL ELEVATOR SERVICES PREVENTATIVE MAINTENANCE AND REPAIRS RENEWAL 1 -VARIOUS	R	4300001113	8/1/2020 THRU 7/31/2020	UP TO: \$ 173,137.46	\$ 13,143.84	\$ 13,143.84
14	REGIONAL LEARNING ALLIANCE	850 CRANBERRY WOODS DR. CRANBERRY TOWNSHIP, PA 16066	ACADEMIC MEMBERSHIP AGREEMENT RENTAL OF CLASSROOM SPACE/LAB FOR FIVE YEARS RLA VARIOUS	R	4300001054	7/1/2019 THRU 6/30/2024	UP TO: \$ 54,000.00	\$ 29,265.00	\$ 4,870.00
15	BEYOND SPOTS AND DOTS	1034 FIFTH AVENUE STE 100 PITTSBURGH, PA, 15219	ADVERTISING, MEDIA BUYING AND MARKETING CAMPUS ADVERTISING FOR TWO YEARS ADVERTISING	SS	4300000922	6/12/2017 THRU 6/11/2021	UP TO: \$ 1,320,000.00	\$ 933,771.86	\$ 137,655.27
16	DUNBAR ARMORED, INC.	50 SCHILLING ROAD HUNT VALLEY, MD 21031	ESAFE PROPRIETARY EQUIPMENT AND SOFTWARE PLUS MAINTENANCE AND ARMORED CAR SERVICE FOR FIVE YEARS STUDENT ACCOUNTS	SS	4000052582	10/21/2018 THRU 9/30/2023	UP TO: \$ 37,052.75	\$ 16,471.31	\$ 670.10

COUNCIL OF TRUSTEES REPORT
 Slippery Rock University
 ANTICIPATED CONTRACTS
 As of September 1, 2020

<u>NO.</u>	<u>VENDOR NAME</u>	<u>VENDOR ADDRESS</u>	<u>ITEM DESCRIPTION AND ORGANIZATION</u>	<u>BID CODE</u>	<u>AMOUNT</u>
1	SLIPPERY ROCK UNIVERSITY FOUNDATIO	ONE MORROW WAY 100 OLD MAIN SLIPPERY ROCK, PA 16057	FOUNDATION ADMINISTRATION SERVICES	C	\$ 767,200.00
2	PENN POWER SYSTEMS	21260 RTE 19 CRANBERRY TWP, PA 16066	GENERATOR REPLACEMENT AT HEAT PLANT	C	\$ 307,000.00

PROFESSIONAL SERVICES DETAIL

COT LIST					SPEND AMOUNT FROM
<u>STD ITEM #</u>	<u>VENDOR NAME</u>	<u>CONTRACT</u>	<u>WORK ORDER #</u>	<u>DESCRIPTION</u>	05/09/2020 THRU 08/31/2020
ITEM 5	RPA ASSOCIATES	E2016-27-14-SR	SR-14	NTK STADIUM- SWITCHGEAR REPLACEMENT	\$1,551.93
				TOTAL	\$1,551.93
ITEM 6	CIVIL & ENVIRONMENTAL CONSULTANTS, INC	E2016-08-03-sr E2016-08-06-SR	03-SR 04-SR	PONDS AND DAMS IMPROVEMENTS- PHASE1 PAVING OF GRAVEL LOTS	\$2,850.85 \$2,973.75
				TOTAL	\$5,824.60
ITEM 7	IKM INCORPORATED	SSHE-ARCH-2016	15-02. 02A, 02B-SR	EQUESTRIAN CENTER	\$32,158.60
				TOTAL	\$32,158.60
ITEM 8	WEBER MURPHY FOX	A2016-27-08-SR A2016-27-13-SR	08-SR 13-SR	3RD FLOOR OLD MAIN RENOVATIONS NKT- STADIUM SEATING REPLACEMENT	\$957.96 \$5,030.90
				TOTAL	\$5,988.86
ITEM 9	WISS, JANNEY, ELSTNER ASSOC INC.	E2016-31-02-SR E2016-31-04&04a E2016-31-05	02-SR 04-SR 05-SR	HEATING PLANT FAÇADE CONDITION ASSESSMENT OLD MAIN FAÇADE CONDITION ASSESSMENT HEATING PLANT REPAIR	\$270.56 \$3,052.50 \$5,220.92
				TOTAL	\$8,543.98
ITEM 10	RPA ASSOCIATES	OEME-762R2-16	16 & 16B & 16c	ROCKY'S CONDENSER RELOCATION	\$912.65
				TOTAL	\$912.65

PROFESSIONAL SERVICES DETAIL

<u>COT LIST</u>	<u>STD ITEM #</u>	<u>VENDOR NAME</u>	<u>CONTRACT</u>	<u>WORK ORDER #</u>	<u>DESCRIPTION</u>	<u>SPEND AMOUNT FROM</u> 05/09/2020 THRU 08/31/2020
	ITEM 11	PERKINS & EASTMAN ARCHITECTS, PC	OEPD-758R2	2d & 2e	PHASE 2 OF THE STRAIN BEHAVIORAL SCIENCE BUILDING RENOVA	\$4,058.92
					TOTAL	\$4,058.92
					GRAND TOTAL	\$74,554.47

**COUNCIL OF TRUSEEES REPORT
SLIPPERY ROCK UNIVERSITY
SERVICE AND SUPPLY PURCHASE ORDERS
REPORT PERIOD 5/9/2020 - 8/31/2020**

NO.	VENDOR NAME	VENDOR ADDRESS	ITEM DESCRIPTION AND ORGANIZATION	CODE	PO NUMBER	PO DATE	PO AMOUNT
1	VOLKWEIN BROS., INC.	138 INDUSTRY DR PITTSBURGH PA 15275	MARCHING BAND REPLACEMENT DRUMLINE DEAN-LIBERAL ARTS	B	4500625610	6/15/2020	\$ 25,818.00
2	MICROSOFT CORPORATION	ONE MICROSOFT WAY REDMOND WA 98052	TEN HOLOLENS FOR USE IN CPSC CLASSES. COMPUTER SCIENCE	B	4500629948	8/20/2020	\$ 40,239.80
3	LOGICALIS, INC	SUITE 120 285 KAPPA DR PITTSBUUGH PA 15238	OUTDOOR WIRELESS ENHANCEMENTS. NETWORKING	C	4500623955	5/20/2020	\$ 36,086.84
4	LOGICALIS, INC	SUITE 120 285 KAPPA DR PITTSBURGH PA 15238	OUTDOOR WIRELESS ENHANCEMENTS. NETWORKING	C	4500623976	5/20/2020	\$ 45,787.88
5	LOGICALIS, INC	SUITE 120 285 KAPPA DR PITTSBURGH PA 15328	PLACEMENT OF EPHONES IN DORMS. SECURITY CAM INFRASTR	C	4500624062	5/21/2020	\$ 49,200.00
6	TRI-STATE LOCKERS & SHELIVING, INC	2201 DARTMORE ST PITTSBURGH PA 15210	REPLACEMENT LOCKERS WITH LOCKS FOR CAMPUS RECREATION MEN'S AND WOMEN'S LOCKER ROOMS AND CONCOURSE. REC CTR-LIFE CYCLE M	C	4500624398	5/28/2020	\$ 83,265.00
7	LOGICALIS, INC	SUITE 120 285 KAPPA DR PITTSBURGH PA 15238	ADDITIONAL NETWORK SUPPORT FOR INSTALLATION OF NEW SWITCHES ALONG MULTIPLE UPGRADES TO NETWORK. TELECOMMUNICATIONS	C	4500624734	6/3/2020	\$ 21,941.49
8	ANIXTER, INC.	10 PARKWAY VIEW DR BLDG 0 PITTSBURGH PA 15205	PLACEMENT OF EPHONES IN DORMS. SECURITY CAM INFRASTR	C	4500624794	6/3/2020	\$ 31,071.64
9	JOHNSON CONTROLS FIRE PROTECTION	3159 UNIONVILLE RD STE 500 CRANBERRY TWP PA 16066	ANNUAL FIRE ALARM, SPRINKLER, BACKFLOW PREVENTOR AND SAPPHIRE SUPPRESSION SYSTEM SERVICE AGREEMENTS IN ACADEMIC BUILDINGS. ENVIR HEALTH & SAFETY CAMPUS RECREATION	C	4500624868	6/4/2020	\$ 31,370.00

**COUNCIL OF TRUSEEES REPORT
SLIPPERY ROCK UNIVERSITY
SERVICE AND SUPPLY PURCHASE ORDERS
REPORT PERIOD 5/9/2020 - 8/31/2020**

NO.	VENDOR NAME	VENDOR ADDRESS	ITEM DESCRIPTION AND ORGANIZATION	CODE	PO NUMBER	PO DATE	PO AMOUNT
10	JOHNSON CONTROLS FIRE PROTECTION	3159 UNIONVILLE RD STE 500 CRANBERRY TWP PA 16066	ANNUAL FIRE ALARM, SPRINKLER AND BACKFLOW PREVENTER SERVICE AGREEMENTS IN FOUNDATION BUILDINGS. PRIVATIZED HOUSING	C	4500624869	6/4/2020	\$ 32,370.00
11	LOGICALIS, INC	SUITE 120 285 KAPPA DR PITTSBURGH PA 15238	EXTENDED EDGE SOLUTION. NETWORKING IATS	C	4500625000	6/5/2020	\$ 69,886.32
12	DAGOSTINO ELECTRONIC SERVICES, INC	600 MIFFLIN RD PITTSBURGH PA 15207	ANNUAL ENTERPRISE PHONE SYSTEM SUPPORT FOR CAMPUS. TELECOMMUNICATIONS HOUSING PRIVATIZED HOUSING	C	4500625239	6/9/2020	\$ 64,375.00
13	CDW GOVERNMENT LLC	200 NORTH MILWAUKEE AVE VERNON HILLS IL 60061	OWL LABS AUDIO VISUAL EQUIPMENT FOR VIRTUAL CLASSES. E&G COVID-19	C	4500625253	6/9/2020	\$ 104,992.80
14	DOBIL LABORATORIES INC	1661 E SUTTER RD GLENSHAW PA 15116	AUDIO VISUAL EQUIPMENT TO SUPPORT THE NEW LEARNING ENVIRONMENT RESULTING FROM COVID19 FOR CLASSROOMS AND LAB.S E&G COVID-19	C	4500625732	6/16/2020	\$ 172,500.00
15	JOHNSON CONTROLS FIRE PROTECTION	3159 UNIONVILLE RD STE 500 CRANBERRY TWP PA 16066	ANNUAL FIRE ALARM, SPRINKLER AND BACKFLOW PREVENTER SERVICE AGREEMENTS IN AUXILIARY BUILDINGS. HOUSING STUDENT SERVICES ROBERT SMITH CTR CAMPUS RECREATION	C	4500625802	6/17/2020	\$ 25,020.00

**COUNCIL OF TRUSEEES REPORT
SLIPPERY ROCK UNIVERSITY
SERVICE AND SUPPLY PURCHASE ORDERS
REPORT PERIOD 5/9/2020 - 8/31/2020**

NO.	VENDOR NAME	VENDOR ADDRESS	ITEM DESCRIPTION AND ORGANIZATION	CODE	PO NUMBER	PO DATE	PO AMOUNT
16	HEARN PAPER COMPANY	556 N MERIDIAN ROAD YOUNGSTOWN OH 44509	HAND SANITIZER FOR CAMPUS WIDE PROGRAM. E&G COVID-19	C	4500625852	6/18/2020	\$ 46,186.75
17	ELLUCIAN SUPPORT INC.	4 COUNTRY VIEW RD MALVERN PA 19355	PASSHE OUTLINE AGREEMENT STUDENT INFORMATION SOFTWARE SIS MAINTENANCE	C	4500625863	6/18/2020	\$ 58,300.00
18	ORACLE AMERICA INC	500 ORACLE PARKWAY MS OPL 5 REDWOOD SHORES CA 94065	PASSHE OUTLINE AGREEMENT MOVING BANNER AND ORACLE PRODUCTS TO ORACLE CLOUD. SIS MAINTENANCE	C	4500626467	6/30/2020	\$ 196,764.00
19	CDW-G	2 CORPORATE DRIVE, #800 SHELTON CT 06484	FY21 AUDIO VISUAL EQUIPMENT NEEDED FOR ACADEMIC CLASSROOMS TO PERMIT VIRTUAL STUDENT PARTICIPATION IN CLASS. E&G COVID-19	C	4500626825	7/7/2020	\$ 34,997.60
20	WEBSTER'S FITNESS PRODUCTS INC	102 GRANDVIEW DR MCMURRAY PA 15317	SIX REPLACEMENT TREADMILLS FOR CAMPUS RECREATION FITNESS CENTER. REC CTR-LIFE CYCLE M	C	4500626845	7/8/2020	\$ 37,285.02
21	KIMBALL C/O WORKSPACE SOLUTIONS	1600 ROYAL STREET JASPER IN 47549	CUBICLE FURNITURE FOR DINGER ANNEX INSTALLATION. ACAD AFFAIRS PROJECTS	C	4500626952	7/8/2020	\$ 37,598.91
22	ADVANTAGE SPORT & FITNESS INC	2255 N TRIPHAMMER RD ITHACA NY 14850	FOUR REPLACEMENT TREADMILLS FOR USE IN CAMPUS RECREATON'S FITNESS CENTER. REC CTR-LIFE CYCLE M	C	4500627000	7/9/2020	\$ 28,974.00
23	DELL MARKETING LP	PO BOX 643561 PITTSBURGH PA 15264	100 LAPTOPS FOR REMOTE INSTRUCTION E&G COVID-19	C	4500627670	7/20/2020	\$ 63,000.00

**COUNCIL OF TRUSEEES REPORT
SLIPPERY ROCK UNIVERSITY
SERVICE AND SUPPLY PURCHASE ORDERS
REPORT PERIOD 5/9/2020 - 8/31/2020**

NO.	VENDOR NAME	VENDOR ADDRESS	ITEM DESCRIPTION AND ORGANIZATION	CODE	PO NUMBER	PO DATE	PO AMOUNT
24	DOBIL LABORATORIES INC	1661 E SUTTER RD GLENSHAW PA 15116	AUDIO VISUAL EQUIPMENT TO SUPPORT NEW LEARNING ENVIRONMENT FOR ALUMNI HOUSE CLASSROOM. E&G COVID-19	C	4500627955	7/23/2020	\$ 83,112.75
25	INTERTECH SECURITY LLC	1501 PREBLE AVE STE 6 PITTSBURGH PA 15233	CAMERA UPGRADES FOR POLICE DEPARTMENT, RIZZA HALL AND MCKAY EDUCATION BUILDING, AND 3 YR EXTENDED SERVICE AGREEMENTS. SECURITY CAM INFRASTR	C	4500630227	8/25/2020	\$ 157,683.00
26	DELL MARKETING LP	PO BOX 643561 PITTSBURGH PA 15264	100 COMPUTERS DUE TO COVID-19 E&G COVID-19	C	4500630300	8/26/2020	\$ 67,500.00
27	CLIFTONLARSONALLEN LLP	610 W GERMANTOWN PIKE PLYMOUTH MEETING PA 19462	PASSHE SPC 4000050939 FY 2019/20 FINANCIAL STATEMENT AUDIT RENEWAL NO. 1. AUDIT	C	4500630537	8/28/2020	\$ 40,700.00
28	BLACKBAUD, INC.	65 FAIRCHILD STREET CHARLESTON SC 29492	RAISER'S EDGE AND RAISER'S EDGE NXT DATABASE ADVANCEMENT SERVICES	SS	4500623718	5/15/2020	\$ 48,213.65
29	COLLEGE BOARD	11955 DEMOCRACY DR RESTON VA 20190	PSAT NAMES PURCHASED FOR ENROLLMENT SERVICES. ADMISSIONS-ADV	SS	4500624479	5/29/2020	\$ 37,096.16
30	WATERMARK INSIGHTS LLC	71 W 23RD ST STE 1500 NEW YORK NY 10010	3 YEARS ACTIVITY INSIGHT LICENSING. ACTIVITY INSIGHT	SS	4500624726	6/2/2020	\$ 193,869.08
31	TERRA DOTTA LLC	1330 ENVIRON WAY CHAPEL HILL NC 27517	RENEWAL OF SOFTWARE. GLOBAL ENGAGE TRIPS	SS	4500626522	6/30/2020	\$ 23,512.13
32	OCLC ONLINE COMPUTER LIBRARY CENTER	6565 KILGOUR PL DUBLIN OH 43017	ANNUAL RENEWAL OF CATALOGING AND INTERLIBRARY LOANS. BAILEY LIBRARY	SS	4500627093	7/10/2020	\$ 52,000.00

COUNCIL OF TRUSEEES REPORT
SLIPPERY ROCK UNIVERSITY
SERVICE AND SUPPLY PURCHASE ORDERS
REPORT PERIOD 5/9/2020 - 8/31/2020

NO.	VENDOR NAME	VENDOR ADDRESS	ITEM DESCRIPTION AND ORGANIZATION	CODE	PO NUMBER	PO DATE	PO AMOUNT
33	LYRASIS	1438 W PEACHTREE ST NW ATLANTA GA 30309	PASSHE OUTLINE AGREEMENT 4700004215 ONLINE SERVICES PROVIDING CATALOGING AND INTERLIBRARY LOANS. BAILEY LIBRARY	SS	4500627579	7/17/2020	\$ 90,301.61
34	PSAC	LOCK HAVEN UNIVERSITY 204 ULMER HALL LOCK HAVEN PA 17745	ANNUAL 2020-2021 PENNSYLVANIA STATE ATHLETIC CONFERENCE MEMBERSHIP. GENERAL INSTITUTIONAL	SS	4500627963	7/23/2020	\$ 22,000.00
35	PA DEPT OF GENERAL SERVICES	PO BOX 2768 HARRISBURG PA 17105	INSURANCE GENERAL INSTITUTIONAL	SS	4500629165	8/10/2020	\$ 397,705.66
TOTAL							\$ 2,550,725.09

COUNCIL OF TRUSTEES REPORT
SLIPPER ROCK UNIVERSITY
FIXED ASSET PURCHASE ORDERS
REPORT PERIOD 5/9/2020 - 8/31/2020

NO.	VENDOR NAME	VENDOR ADDRESS	ITEM DESCRIPTION AND ORGANIZATION	CODE	PO NUMBER	PO DATE	PO AMOUNT
1	3 ROCKS TECHNOLOGY	1838 AMBROSIA AVE UPLAND CA 91784	SIMULATOR FOR MECHANICAL AND ISE LABS. PHYSICS/ENGINEERING	B	4500628143	7/27/2020	\$ 89,000.00
2	DELL MARKETING LP	PO BOX 643561 PITTSBURGH PA 15264	REPLACEMENT SERVER FOR SRU. SIS MAINTENANCE CIVITAS	C	4500624894	6/4/2020	\$ 121,903.27
3	LOGICALIS, INC	SUITE 120 285 KAPPA DR PITTSBURGH PA 15328	EXTENDED EDGE SOLUTION UPGRADES AT WATSON, SWOPE, ABER SOLD REC CENTER, EISENBERG, MALTBY, STRAIN SAFETY BUILDING, OLD MAIN AND NORTH HALL. NETWORKING	C	4500624900	6/4/2020	\$ 238,226.53
4	LAERDAL MEDICAL CORPORATION	167 MYERS CORNERS RD WAPPINGERS FALL NY 12590	TWO SimMOM TETHERLESS BIRTHING SIMULATORS. PHYSICIANS ASSISTANT PROGRAM.	SS	4500625157	6/9/2020	\$ 102,235.83
5	TEXOLVE DIGITAL INC	201A ANN ST OAKMONT PA 15139	UPGRADED PRODUCTION EQUIPMENT FOR MALTBY STUDIO AND COMMUNICATIONS DEPARTMENT. COMMUNICATION DEPT	SS	4500626518	6/30/2020	\$ 29,390.00
TOTAL							\$ 580,755.63

BID CODE

B - BID COMPETITIVELY FOR CURRENT FISCAL YEAR

C - CONTRACT: THE ORDER WAS PREPARED FROM A STATE SCHEDULE OF PURCHASING CONTRACT THE STATE HAS ALREADY OBTAINED BIDS FOR THESE ITEMS AND HAS AWARDED CONTRACTS FROM WHICH VARIOUS STATE AGENCIES MAY PURCHASE.

SS - SOLE COURSE JUSTIFICATION: THE UNIVERSITY HAS ON FILE A WRITTEN AND SIGNED JUSTIFICATION EXPLAINING WHY THIS CONTRACT WAS AWARDED TO THE CONTRACTOR WITHOUT COMPETITIVE BIDS.

**Facilities & Planning: Office of Design & Construction
 Planning & Project Management
 Plans & Projects List - September 2020**

ACTIVE PROJECTS		Classification	Cost	Estimated Completion Date
Building / Location				
Miller & East/West Gym*	Renovation	\$32,500,000	Construction	October, 2020
McKay Education Building*	Renovation	\$1,800,000	Construction	December, 2020
University Union (Student Services and Success Center)*	Renovation	\$19,300,000	Design	August, 2022

*Department of General Services (DGS) Funding

CONTRACTED OUT & IN HOUSE		Classification	Cost	Status	Estimated Completion Date
Building / Location					
Campus Master Plan	Planning	\$275,000	In Progress		July, 2021
Campus Pond Dredging & Dam Removal	Compliance/Regulatory	\$500,000	Design		August, 2021
Carruth Rizza Replace Roof	Renovation	\$375,000	On Hold		August, 2021
Heating Plant	Compliance/Regulatory	\$750,000	In Progress/Design		October, 2021
Step Replacement/Ash Silo & Masonry Repairs Engineering Temporary Labs	Renovation	\$1,500,000	Bidding		May, 2021
Engineering/Science Labs	New Construction Renovation	TBD	RFP		TBD
Mihalik-Thompson Stadium Electric/Bleacher/Concrete Repairs	Renovation	\$43,000/TBD	In Progress/On Hold		August, 2022
Old Main Masonry Repairs	Renovation	\$90,000	In Progress		September, 2020

**Facilities & Planning: Office of Design & Construction
 Planning & Project Management
 Plans & Projects List - September 2020**

CONTRACTED OUT & IN HOUSE					
Building / Location	Classification	Cost	Status	Estimated Completion Date	
Police Station	Renovation	\$20,000	Complete	September, 2020	
Replace Front Entrance Deck					
Soccer/Softball Offices	Renovation	\$10,000	Design	November, 2020	
Repair/Replace Deck					
Vincent Science	Renovation	\$235,000	In Progress	October, 2020	
Replace Underground Steam/Condensate Lines					
Watson Hall	Renovation	\$500,000	On Hold	August, 2021	
Construct Honors College					
Residence Suites	Renovation	TBD	On Hold	TBD	
Partial Carpet Replacement					
Rock Apartments HVAC System Replacement	Renovation	TBD	On Hold	August, 2022	

ACTIVE PROJECTS - SECURITY SYSTEMS			
Building / Location	Classification	Comments	Estimated Completion Date
Access Control/Swipe Card Access	Renovation	In Progress	TBD
Enhance security for campus buildings			

PLANNING - INFRASTRUCTURE		
Building / Location	Classification	Comments
Campus Electrical Infrastructure Replacement*	Renovation	Pre-Design
		Estimated Completion Date August, 2024

*Department of General Services (DGS) Funding

Instructional Appointments - Effective the Academic Year 2020-2021				
Name	Rank	Salary	Department	Degrees
Angelini, Whitney (Dr.)	Temporary, Part-Time Instructor (1/4 Time AY)	Step 1 - \$12,517.59	Parks, Conservation and Recreational Therapy	B.S. Slippery Rock University; D.P.T. Slippery Rock University
Antonellis, Theresa	Temporary, Part-Time Instructor (3/4 Time AY)	Step 1 - \$37,552.76	Art	B.A. Mount Holyoke College; M.F.A. University of Massachusetts Amherst
Baker, Amy	Temporary, Part-Time Instructor (\$1.60% AY)	Step 1 - \$25,836.30	Music	B.M. Cleveland Institute of Music; M.M. Eastern Kentucky University
Berdell, Melissa (Dr.)	Temporary, Part-Time Instructor (1/4 Time AY)	Step 1 - \$12,517.59	Home and Corporate Security Studies	B.A. University of Pittsburgh; M.S. Point Park University; D.H.E. Duquesne University
Bindernage, Jennifer	Temporary, Part-Time Instructor (75% Fall, 50% Spring)	Step 1 - \$31,293.96	Nonprofit Management, Empowerment and Diversity Studies	B.S. Slippery Rock University; M.S.W. University of Pittsburgh
Brahler, Christa	Instructor	Step 2 - \$52,573.88	Academic Services	B.A. Indiana University; M.A. Slippery Rock University
Brahm, Natalie	Assistant Professor	Step 8 - \$75,826.49	Biology (Physician Assistant Program)	B.S. Rutgers State University of New Jersey; M.P.A.S. Seton Hill University
Cassidy, Kevin	Temporary, Part-Time Instructor (50% Fall; 25% Spring)	Step 1 - \$18,776.38	Homeland and Corporate Security Studies	B.S. John Jay College; M.A. John Jay College
Chen, Baizhou	Temporary, Part-Time Instructor (1/4 Time Fall)	Step 1 - \$6,258.79	Accounting, Economics and Finance	B.S. University of Minnesota; M.B.A. St. John's University
Clay, Musiette	Instructor	Step 2 - \$52,573.88	Academic Services	B.S. Slippery Rock University; M.A. Slippery Rock University
Cochran, Nicole	Temporary, Part-Time Instructor (1/4 Time AY)	Step 1 - \$12,517.59	Music	B.M. Juillard School; M.M. Westminster Choir College
Coly, Malick (Dr.)	Temporary, Full-Time Instructor (AY)	Step 1 - \$50,070.35	Modern Languages and Cultures	B.A. Cheikh Anta Diop University Dakar; M.A. University of Missouri-Columbia; Ph.D. Purdue University
Cotter, John (Dr.)	Temporary, Part-Time Instructor (1/2 Time Fall)	Step 1 - \$12,517.59	Healthcare Administration and Information Systems	B.A. Canisius College; M.A. SUNY of Buffalo; Ph.D. Virginia Commonwealth University
Cubas Mora, Maria	Temporary, Full-Time Instructor (Fall)	Step 1 - \$25,035.18	Modern Languages and Cultures	B.A. University of Valencia, Spain; M.A. West Virginia University
Dadich, Timothy	Temporary, Full-Time Instructor (AY)	Step 1 - \$50,070.35	Special Education	B.S. Ed. Kent State University; M.Ed. Cleveland State University
Drozda, Natalie (Dr.)	Assistant Professor	Step 2 - \$60,860.96	Counseling and Development	B.A. University of Illinois; M.A. Slippery Rock University; Ph.D. Duquesne University
Dumbeck, Danielle	Temporary, Full-Time Instructor (AY)	Step 1 - \$50,070.35	Mathematics and Statistics	B.S. Slippery Rock University; M.E. Slippery Rock University
Factor, Jesse	Temporary, Full-Time Instructor (AY)	Step 1 - \$50,070.35	Dance	B.F.A. New York University; M.F.A. University of Iowa
Fagan, Wendy	Temporary, Part-Time Instructor (3/4 Time AY)	Step 11 - \$52,840.57	Physical and Health Education	B.S. Indiana University; M.S. Texas Woman's University
Fiedor, Joseph	Temporary, Full-Time Instructor (AY)	Step 5 - \$60,860.96	School of Physical Therapy	B.S. Clarion University; M.B.A. Clarion University; M.S. Clarion University
Finnegan, Michael	Temporary, Part-Time Instructor (1/4 Time AY)	Step 1 - \$12,517.59	Homeland and Corporate Security Studies	B.S. Penn State University; J.D. University of Pittsburgh - School of Law

Instructional Appointments - Effective the Academic Year 2020-2021					Degrees
Name	Rank	Salary	Department		
Fuchs, Nicole	Temporary, Part-Time Instructor (3/4 Time AY)	Step 1 - \$37,552.76	Elementary Education/Early Childhood		B.S. University of Pittsburgh; M.A. University of Pittsburgh
Gallagher, Maureen (Dr.)	Temporary, Full-Time Instructor (AY)	Step 1 - \$50,070.35	English		B.A. St. John's College; M.A. Georgia State University; Ph.D. Duquesne University
Galligan-Stierle, Aaron	Temporary, Full-Time Instructor (AY)	Step 1 - \$50,070.35	Theatre		B.F.A. Shenandoah University; M.F.A. Penn State University
Gretch, Alice	Temporary, Part-Time Instructor (1/4 Time AY)	Step 5 - \$15,215.24	Computer Science		B.S. University of Pittsburgh; M.B.A. Robert Morris College
Hamilton, Amber	Instructor	Step 2 - \$52,573.88	Academic Services		B.A. University of Virginia
Hasenpflug, Andrew	Temporary, Part-Time Instructor (1/4 Time AY)	Step 1 - \$12,517.59	Dance		B.F.A. SUNY; M.M. University of Cincinnati
Hemphill, Dustin (Dr.)	Temporary, Full-Time Instructor (AY)	Step 1 - \$50,070.35	Physics and Engineering		B.S. Slippery Rock University; M.S. Purdue University; Ph.D. Purdue University
Hodge, Michael (Dr.)	Temporary, Part-Time Instructor (1/4 Time AY)	Step 1 - \$6,258.79	Home and Corporate Security Studies		B.A. University of the District of Columbia; J.D. University of Baltimore
Holt, Micah (Dr.)	Temporary, Part-Time Instructor (3/4 Time AY)	Step 1 - \$33,497.06	Music		B.A. University of North Colorado; M.M. University of Louisville; DMA University of Nevada
Howley, George	Temporary, Part-Time Instructor (1/4 Time Fall)	Step 1 - \$6,258.79	Accounting, Economics and Finance		B.A. Westminster College; M.S. Carnegie Mellon University
Hulick, Frank	Temporary, Full-Time Assistant Professor (Fall)	Step 13 - \$42,844.24	Healthcare Administration and Information Systems (Annuitant)		B.S. Ed. Clarion State College; M.S. John Hopkins University
Jenny, Seth (Dr.)	Assistant Professor	Step 8 - \$78,826.49	Exercise and Rehabilitative Sciences		B.S. Slippery Rock University; M.S. University of Edinburgh; Ph.D. University of New Mexico
Johnson, Heather	Temporary, Part-Time Instructor (36.25% AY)	Step 1 - \$18,150.50	Music		B.M. The Curtis Institute of Music; M.M. SUNY at Stony Brook; M.M. Dana School of Music at YSU
Jopp, Jessica	Temporary, Full-Time Instructor (AY)	Step 3 - \$55,202.68	English		B.A. SUNY-Binghamton; M.F.A. University of Massachusetts
Ju, Boreum (Dr.)	Temporary, Part-Time Instructor (1/2 Time Fall)	Step 1 - \$12,517.59	Management and Marketing		B.A. Korea University; M.Ed. Korea University; Ph.D. University of Illinois at Urbana Champaign
Karsh, Kenneth	Temporary, Part-Time Instructor (45% AY)	Step 1 - \$22,331.38	Music		B.M. Duquesne University; M.M. Duquesne University
Katsiadas, Nicholas	Temporary, Full-Time Instructor (AY)	Step 1 - \$50,070.35	English		B.A. Slippery Rock University; M.A. Slippery Rock University
Kerchis, Cheryl	Temporary, Full-Time Instructor (AY)	Step 4 - \$57,962.90	Political Science		B.S. Georgetown University; M.P.A. University of Pittsburgh
Lee, J. Seth (Dr.)	Temporary, Full-Time Instructor (AY)	Step 1 - \$50,070.35	English		B.A. Virginia Tech University; M.A. Virginia Tech University; Ph.D. University of Kentucky
Loe, Ryan (Dr.)	Temporary, Full-Time Instructor (Fall)	Step 1 - \$25,035.18	Chemistry		B.S. Muskinham University; Ph.D. University of Kentucky
Mason, Clitha	Temporary, Full-Time Instructor (AY)	Step 1 - \$50,070.35	Nonprofit Management, Empowerment and Diversity Studies		B.S. Fayetteville State University; M.A. North Carolina State University
Mathe, John (Dr.)	Assistant Professor	Step 2 - \$60,860.96	Counseling and Development		B.S. Robert Morris University; M.A. Slippery Rock University; Ph.D. Duquesne University

Instructional Appointments - Effective the Academic Year 2020-2021				
Name	Rank	Salary	Department	Degrees
McAleer, Frances	Temporary, Part-Time Instructor (40% Fall)	Step 1 - \$10,014.07	Elementary Education/Early Childhood	B.S. in Ed West Chester University; M.Ed. Temple University
McCartt, Robert	Temporary, Full-Time Instructor (AY)	Step 2 - \$52,573.88	Accounting, Economics and Finance	B.S.B.A Robert Morris University; M.B.A. Youngstown State University
McEvoy, Daniel	Temporary, Part-Time Instructor (1/4 Time Fall)	Step 1 - \$6,258.79	Criminology and Criminal Justice	B.S. Penn State University; M.A. Slippery Rock University
McEwen, D. Neill	Temporary, Part-Time Instructor (1/4 Time AY)	Step 3 - \$13,800.67	Criminology and Criminal Justice	B.S. University of Pittsburgh; J.D. Thomas Cooley Law School
McGinty, Patrick	Temporary, Full-Time Instructor (AY)	Step 1 - \$50,070.35	English	B.A. Denison University; M.F.A. Portland State University
McLister, Jonathan	Temporary, Part-Time Instructor (1/4 Time AY)	Step 3 - \$13,800.67	Criminology and Criminal Justice	B.A. Indiana University of PA; M.A. Indiana University of PA
Michaelis, Timothy (Dr.)	Temporary, Full-Time Instructor (AY)	Step 1 - \$50,070.35	Communication	B.S. Clarion University; M.A. Duquesne University; Ph.D. Duquesne University
Miller, Dan	Temporary, Part-Time Instructor (1/4 Time AY)	Step 1 - \$12,517.59	Computer Science	B.S. Slippery Rock University; M.S. Boston University
Miller, Vern	Temporary, Full-Time Instructor (AY)	Step 1 - \$50,070.35	Music	B.M. Slippery Rock University; M.M. Temple University
Morrison, Amanda (Dr.)	Temporary, Part-Time Instructor (1/2 Time AY)	Step 1 - \$25,035.18	Music	B.M. Duquesne University; M.M. Florida State University; D.M. Florida State University
Nemeth, Charles (Dr.)	Temporary, Part-Time Instructor (1/4 Time)	Step 1 - \$12,517.59	Homeland and Corporate Security Studies	B.A. University of Delaware; M.S. Niagra University; M.A. Duquesne University; Ph.D. Duquesne University
Panza, Michael (Dr.)	Temporary, Part-Time Instructor (80% Fall)	Step 1 - \$20,028.14	Secondary Education/Foundations of Education	B.S. Duquesne University; M.M. Duquesne University; M.S. Duquesne University; Ed.D. Nova University
Papa, Diane	Temporary, Full-Time Instructor (AY)	Step 1 - \$50,070.35	Elementary Education/Early Childhood	B.S. Slippery Rock University
Park, Young (Dr.)	Temporary, Part-Time Instructor (1/4 Time Fall)	Step 1 - \$6,258.79	Accounting, Economics and Finance	B.A. Korea University; M.B.A. University of Iowa; Ph.D. University of Pittsburgh
Parks, Stephen	Temporary, Part-Time Instructor (40% Fall)	Step 1 - \$10,014.07	Elementary Education/Early Childhood	B.S. University of Pittsburgh; M.Ed. University of Pittsburgh
Pinzon, Alejandro	Temporary, Part-Time Instructor (23% AY)	Step 1 - \$11,140.65	Music	M.M. University of Texas
Posey, Dawn	Temporary, Part-Time Instructor (1/4 Time AY)	Step 1 - \$12,517.58	Music	B.M. University of Cincinnati College-Conservatory
Readout, Adam	Temporary, Part-Time Instructor (1/4 Time Fall)	Step 1 - \$6,258.79	Cognitive Science and Leadership	B.S. University of Tampa; M.B.A. Liberty University
Redcross, Autumn (Dr.)	Temporary, Part-Time Instructor (1/2 Time Fall)	Step 1 - \$12,517.59	Criminology and Criminal Justice	M.S. Duquesne University; Ph.D. Duquesne University
Riggs, Paige (Dr.)	Temporary, Part-Time Instructor (1/2 Time AY)	Step 1 - \$25,035.18	Music	B.M. Eastman School of Music; M.M. Indiana University; DMA SUNY at Stony Brook
Rogowitz, Bret	Temporary, Full-Time Instructor (AY)	Step 1 - \$50,070.35	Cognitive Science and Leadership	B.S. Franklin University; M.S. Eastern Illinois University
Ruppert, Timothy (Dr.)	Assistant Professor	Step 2 - \$60,860.96	English	B.A. Duquesne University; M.A. Duquesne University; Ph.D. Duquesne University

Instructional Appointments - Effective the Academic Year 2020-2021				Degrees
Name	Rank	Salary	Department	Degrees
Sakins, Renate	Temporary, Part-Time Instructor (33% AY)	Step 1 - \$5,547.79	Music	B.S. University of Wisconsin-LaCrosse; B.M. Temple University
Santavica, Patrick	Temporary, Part-Time Instructor (1/2 Time Fall)	Step 1 - \$6,258.79	Healthcare Administration and Information Systems	B.M. Duquesne University, M.S. University of Pittsburgh
Scanlon, Aniela	Temporary, Part-Time Instructor (3/4 Time AY)	Step 1 - \$37,552.76	Counseling and Development	B.A. University of Pittsburgh, M.Ed. University of Pittsburgh
Scott, Emily	Temporary, Part-Time Instructor (3/4 Time AY)	Step 1 - \$37,552.76	Theatre	B.F.A. Carnegie Mellon University, M.M. Arizona State University
Shoemaker, Lauren (Dr.)	Temporary, Full-Time Instructor (AY)	Step 1 - \$50,070.35	English	B.S. Slippery Rock University, M.A. Gannon University, Ph.D. Indiana University of PA
Short, Doris	Temporary, Full-Time Instructor (AY)	Step 1 - \$50,070.35	Art	B.S. Art Institute of Pittsburgh
Smith, Emily (Dr.)	Temporary, Part-Time Instructor (1/4 Time Fall)	Step 1 - \$6,258.79	Elementary Education/Early Childhood	B.S.Ed. Slippery Rock University, M.Ed. Slippery Rock University, Ed.D. Youngstown State University
Spierto, Margaret	Temporary, Full-Time Instructor (AY)	Step 1 - \$50,070.35	Counseling and Development	B.S. Geneva College; M.A. Slippery Rock University
Stack, Maranda	Temporary, Part-Time Instructor (1/2 Time AY)	Step 1 - \$25,035.18	Counseling and Development	B.A. Westminster College; M.S. Chatham University
Stahurski, Brian	Temporary, Part-Time Instructor (14% AY)	Step 1 - \$7,009.85	Music	B.A. Duquesne University; M.M. Duquesne University
Stoebener, Angele	Temporary, Part-Time Instructor (1/4 Time AY)	Step 1 - \$12,517.59	Homeland and Corporate Security Studies	B.S. Slippery Rock University; M.S. Carlow University
Strong, Laura (Dr.)	Temporary, Full-Time Instructor (AY)	Step 1 - \$50,070.35	Elementary Education/Early Childhood	B.A. Cameron University; M.A. Indiana University of PA, D.Ed. Indiana University of PA
Stryffeler, Ryan (Dr.)	Temporary, Full-Time Instructor (AY)	Step 1 - \$50,070.35	English	B.A. Hilldale College; M.A. Northern Arizona University; Ph.D. Ball State University
Titera, Jordan	Temporary, Full-Time Instructor (AY)	Step 1 - \$50,070.35	Homeland and Corporate Security Studies	B.A. Slippery Rock University; M.S. Saint Joseph's University
Torres, Maria (Dr.)	Temporary, Part-Time Instructor (1/4 Time Fall)	Step 1 - \$6,258.79	Public Health and Social Work	B.A. Universidad Nacional de Cordoba, M.A. Ohio University; M.Ph. University of Minnesota; Ph.D. Ohio University
Tu, Yanbin (Dr.)	Temporary, Part-Time Instructor (1/4 Time Fall)	Step 1 - \$6,258.79	Accounting, Economics and Finance	B.A. East China Normal University; M.A. Simon Fraser University; Ph.D. University of Connecticut
Vandegrift, Saiwa	Temporary, Part-Time Instructor (3/4 Time AY)	Step 1 - \$37,552.76	Modern Languages and Cultures	B.S. Mosul University; M.S. Mosul University
VanOuse, Philip	Temporary, Part-Time Instructor (31% AY)	Step 1 - \$15,396.63	Music	B.M. Cincinnati College - Conservatory of Music; M.M. Carnegie Mellon University
Vera, John	Temporary, Part-Time Instructor (58.5% AY)	Step 1 - \$29,291.15	Music	B.M. Southern Methodist University; M.M. Mannes College
Vincent, Candice	Temporary, Part-Time Instructor (1/4 Time Fall)	Step 1 - \$6,258.79	Chemistry	B.S. Slippery Rock University; M.Ed. Slippery Rock University
Wagner-Pine, Linda	Temporary, Part-Time Instructor (1/4 Time Fall)	Step 1 - \$6,258.79	Secondary Education/Foundations of Education	B.Ed. Slippery Rock University, M.Ed. Slippery Rock University
Weldon, Regan	Temporary, Part-Time Instructor (1/4 Time Fall)	Step 1 - \$6,258.79	Special Education	B.S. Clarion University; M.S. Slippery Rock University

Instructional Appointments - Effective the Academic Year 2020-2021				
Name	Rank	Salary	Department	Degrees
White, Krista	Temporary, Full-Time Instructor (AY)	Step 1 - \$50,070.35	English	B.A. - Youngstown State University, M.A. - Youngstown State University
Williams, Sarah	Temporary, Part-Time Instructor (1/2 Time Fall)	Step 1 - \$12,517.59	Modern Languages and Cultures	B.A. University of Pittsburgh; M.A. University of Southern California
Williams, Timothy	Temporary, Part-Time Instructor (3/4 Time AY)	Step 1 - \$37,552.76	Music	B.M. West Liberty University; M.M. Penn State University
Wisneski, Brian (Dr.)	Temporary, Part-Time Instructor (1/2 Time AY)	Step 1 - \$25,035.18	Homeland and Corporate Security Studies	B.A. Spring Arbor University; M.S. Boston University; Ed.D. Creighton University
Zart, Matthew (Dr.)	Temporary, Part-Time Instructor (50% Fall; 25% Spring)	Step 1 - \$18,776.38	Nonprofit Management, Empowerment and Diversity Studies	B.A. Syracuse University; M.S. Carnegie Mellon University; M.A. University of Pittsburgh; Ph.D. University of Pittsburgh
Zeiger, Terry	Temporary, Part-Time Instructor (1/4 Time Fall)	Step 1 - \$6,258.79	Healthcare Administration and Information Systems	B.S. Penn State University; M.S. University of Maryland

Administrator Appointments

Name	Effective Date	Rank	Salary	Department	Degrees
Coburn, Earl	6/1/2020	State University Administrator 2; Assistant Director of Outreach and Case Management	\$48,117.60 annually, Bi-weekly rate of \$1,845.00	Student Support	B.A. Kent State University; M.Ed. Kent State University
Hazinakis, Kaila	6/22/2020	State University Administrator 2; Assistant Director of First-Year/Transfer Admissions	\$48,117.60 annually, Bi-weekly rate of \$1,845.00	Undergraduate Admissions	B.A. Slippery Rock University; M.Ed. Arizona State University

Management Appointments

Name	Effective Date	Rank	Salary	Department	Degrees
Bryer, Erin	8/31/2020	Assistant Director of Development and Annual Giving (Mgr 180)	\$76,700.00 annually, Bi-weekly rate of \$2,940.95	University Advancement	B.A. Allegheny College; M.P.A. University of Pittsburgh
Cozza, Marissa	8/31/2020	Senior Coordinator, Annual Giving and Communications (Mgr 160)	\$46,181.00 annually, Bi-weekly rate of \$1,770.74	University Advancement	B.A. Westminster College
Hedderman, Kaitlyn	8/31/2020	Development Officer (Mgr 170)	\$50,000 annually, Bi-weekly rate of \$1,917.78	University Advancement	B.S. Slippery Rock University
Swift, Samantha	8/31/2020	Executive Director for University Development and Advancement Services (Mgr 210)	\$125,589.00 annually, Bi-weekly rate \$4,815.56	University Advancement	B.A. The Pennsylvania State University
Zuschlag, Lauren	8/31/2020	Development Officer (Mgr 170)	\$59,100 annually, Bi-weekly rate of \$2,266.10	University Advancement	B.S. Ithaca College

Support Staff Appointments

Name	Appointment Date	Classification	Salary	Department	Reason
Sychak, Joshua	3/2/2020	Patrol Officer	\$41,290/yr.	University Police	Replacing Darrell Holmes who resigned

RETIREMENTS

Name	Rank	Department	Effective Date	Years at SRU
STAFF				
Bell, Stephanie	Administrative Assistant 1	Diversity and Equal Opportunity	7/21/2020	8
D'Amore, Denise	Fiscal Assistant	Advancement Services	1/8/2021	12
Dickey, Debra	Clerk Typist 2	Mathematics & Statistics	11/20/2020	40
Hawkins, Laura	Registered Nurse Supervisor	Health Services	9/18/2020	32
Hedglin, Michael	Refrigeration Mechanic	Facilities and Planning	6/5/2020	13
Houston, Michelle	Administrative Assistant 1	Academic Affairs	7/31/2020	34 1/2
McGarvey, Mark	Clerk 2	Printing Services	7/17/2020	28 1/2
Straub, Lawrence	Patrol Officer	University Police	7/31/2020	17 1/2
MANAGEMENT				
Lindey, Dean	Dir. of Reporting & Decision Support Svcs-Tac. Leadership 210	Planning, Resource Mgmt. & Assessment	8/28/2020	26
Revesz, James	Director of Contracts & Purchasing-Tac. Leadership 190	Contracts & Purchasing	7/17/2020	28

FACULTY					
Cleary, Michael	Professor	Public Health & Social Work	8/14/2020		32
DeCarlo, Carmine	Professor	Elementary Ed/Early Childhood	7/3/2020		30
Findler, Richard	Professor	Philosophy	6/30/2020		28
Khalili, Ahmad	Associate Professor	Interdisciplinary Programs	8/14/2020		22
Permenter, Rachela	Professor	English	1/15/2021		29
Scott, Erica	Associate Professor	English	8/27/2021		25

RESIGNATIONS

Name	Rank	Department	Effective Date
STAFF			
Cararini, Guerino	Patrol Officer	University Police	7/31/2020
Feevey, LaLeana	Custodial Worker 1	Facilities and Planning	6/12/2020
Grey, Garret	Utility Plant Operator 1	Facilities and Planning	8/23/2020
Hanchosky, Ryan	Semi-Skilled Laborer	Facilities and Planning	6/10/2020
Morrow, Dale	Utility Plant Operator 1	Facilities and Planning	6/19/2020
Pastella, Anthony	Maintenance Repairman 1	Facilities and Planning	9/10/2020
Swiney, Julie	Head Women's Field Hockey Coach	Athletics	5/29/2020
Wallace, Clarence	Stock Clerk 3	Central Receiving	9/18/2020
MANAGEMENT			
Jenkins, Renee	Director of Student Accounts-Tac. Leadership 190	Student Accounts	8/14/2020

Emeritus Status			
Name	Rank	Department	Years at SRU
Baker, Deborah	Administrator	University Advancement	20 1/2 Yrs.
Findler, Richard (Dr.)	Professor	Philosophy	28 Yrs
Khalili, Ahmad (Dr.)	Professor	Nonprofit Mgt, Empowerment & Diversity Studies	22 Yrs.
Strickland, James (Dr.)	Professor	English	36 Yrs.

TENURE AY 20-21

Professor	Department
Bieniek, Eric (Dr.)	Special Education
Buckley, Martin (Dr.)	Biology
Chen, Qi (Dr.)	Chemistry
Crytzer, Michele (Dr.)	Nursing
Eaton-Stall, Yvonne (Dr.)	Public Health and Social Work
Golden, John (Dr.)	Health Administration and Information Systems
Helmick, Jonathan (Dr.)	Music
Kim, Woosuk (Dr.)	Mathematics and Statistics
Lengyel, George (Dr.)	Chemistry
Morrison, Scott	Athletics
Rickman, Amy (Dr.)	Exercise and Rehabilitative Sciences
Robare, Joseph (Dr.)	Public Health and Social Work
Seetan, Raed (Dr.)	Computer Science
Shook, Allan (Dr.)	Exercise and Rehabilitative Sciences
Singhabahu, Dilrukshika (Dr.)	Mathematics and Statistics
Strahler, Douglas (Dr.)	Communication
Thomas, Rebecca (Dr.)	Parks, Conservation and Recreational Therapy
Urda, Joyan (Dr.)	Exercise and Rehabilitative Sciences

Slippery Rock University – Fiscal 20/21 Budget Q&A

The attached reports outline the Fiscal 19/20 financial results and fiscal 20/21 budget. They are organized by major fund area: Education & General (E&G), Auxiliary, Restricted, and a summary of All Funds. At the COT's request, supplemental reports are provided for each auxiliary.

The Fiscal 20/21 budget approval is a September action item. To build upon discussions and questions in recent COT meetings, the following Q&A information is provided as further background. This information reviews the Covid-19 circumstances and will assist in addressing questions that have been asked in recent meetings.

Q: How do the results of the year just finished (Fiscal 19/20) compare to the budget?

Fiscal 19/20 results for both E&G and Auxiliary Operations were strong. Tuition revenue for FY20 was stable and expense reductions in combined with the assistance from the CARES funding, led to us ending the year with an E&G surplus of \$4.3M, or about 3% of the budget, and a total auxiliary surplus of \$1.3M or 6% of the budget.

In FY20, many traditional expenses were curtailed due to the limited campus operations, including operational expenses and consumable items, such as utilities, travel, and equipment purchases. Personnel expenses were reduced by lower overtime, further curtailment of hiring, and lower health care expenses vs planned rates. The largest negative component of the year was the pro-rata refund of fees, which was mostly addressed through CARES Act funding. Approximately \$3.7M of CARES funding was used in FY20, leaving approximately \$2.9M remaining for FY21. Lastly the summer term enrollment was strong in FY20, reflecting a shift from summer-long internships to coursework earlier in the term.

Q: What have been the biggest financial impacts of Covid-19? Have the stimulus funds been sufficient to cover these?

The largest impacts thus far of Covid-19 for the university have been the pro-rata fee refunds in Spring 2020 (\$3.2M, net of estimated dining contractor cost recovery); incremental purchases of technology, PPE, and cleaning supplies (approximately \$1.0M to-date); and additional distance education payments to faculty per the CBA (estimated at \$1.0M). These items have largely been supported by the CARES Act funding. Also, the continued suspension of outside programs such as camps & conferences, and the cancellation of internships has negatively impacted revenue, particularly for FY21.

In addition, auxiliary operations in FY21 have significantly lower revenue due to the lower density on campus and 50% fee reductions for two fee areas. The CARES funding is not permitted to cover FY21 revenue reductions.

Affiliated entities of the university, SGA, Slippery Rock University Foundation, Inc. and SRUF Student Housing LLC, continue to experience revenue reductions. SGA is utilizing reserves and has reduced cost areas to accommodate these reductions. Slippery Rock University Foundation, Inc. received an SBA Payroll Protection Program loan in the amount of \$152,400 that is anticipated to be forgiven; SRUF Student Housing LLC received a \$150,000 SBA Emergency Disaster Loan that is not forgivable. SRUF Student Housing LLC has been impacted significantly with both the Spring 2020 pro-rata refunds totaling \$3.6 million, and a drastic reduction in revenue from \$15 million to \$5 million due to lower occupancy for FY21. These severe revenue reductions will limit the amount of funds available for merit scholarships, and joint planning will occur with the University surrounding these challenges.

Affiliates do not qualify to receive CARES Act funding to support these losses. SRUF Student Housing LLC's debt is held by USDA Rural Development, who informed the LLC it will not prompt any action or penalty during this period, and has provided a waiver on the debt service coverage covenant for June 30, 2020. USDA approved the use of the fully funded debt service reserve account that totals \$7.1 million for SRUF Student Housing LLC to pay USDA twelve months of principal and interest payments from August 13, 2020 to July 13, 2021, and deferral of payments due August 13, 2021 and September 13, 2021. USDA Rural Development will consider re-amortization of the debt by adding three years to the current maturity at the interest rate at the time, with payments commencing October 13, 2021, as well as allowing

for ten years to re-establish the debt service reserves. This plan will address the obligations of SRUF Student Housing LLC during this time period in addition to cost reductions achieved in the housing operation.

Q: What have been the main drivers of improvement for the FY21 E&G budget compared to earlier projections?

E&G Projections for FY21 improved from deficits of approximately (\$4M) in late Spring to approximately (\$3M) in June. The final budgeted E&G deficit is approximately (\$1.0M). The main drivers of improvements are reductions in faculty FTE based upon current needs and scheduling efficiencies, reductions in many operational and consumable expense due to the limitations in campus operations (lower density, travel restrictions, etc.) and reductions in personnel due to holding open recently vacated positions and restructuring/reallocating existing employees to cover responsibilities. The unique circumstances occurring with the pandemic allowed us to accomplish a greater reallocation of personnel due to curtailment of programming in certain areas such as Athletics and Global Engagement. In addition, tuition revenue for Fall 2020 is strong, with steady enrollment overall and particular growth in graduate programs.

Collectively, all of these components have resulted in an improvement to both revenues and expenses. While this mitigation of the budget is a positive development, it should be noted that resumption of normal campus operations, hopefully starting in FY22, will likely see the return of these recurring levels of expenditures necessary to operate the campus at full capacity and without restrictions. The university will continue to explore all opportunities to grow revenue and continue to reduce expenses.

Q: How will SRU fund the planned (\$1.0M) E&G budget deficit for FY21?

We will utilize a portion of our E&G reserves to fund the budget gap. The E&G Unrestricted Net Assets Reserves total \$43.1M as of June 30, 2020. The use of reserves as a transitional measure to fund the budget shortfall is permitted by the State System, per the annual budgetary instructions issued via the Office of the Chancellor.

We will continue to look for ways to reduce costs throughout the year and reduce the planned deficit in order to preserve reserves for strategic investment needs.

Q: What has been the impact to the auxiliary operations' budgets in light of the circumstances with low-density occupancy on campus and 50% fee reductions in the Smith Student Center and the Recreation Center?

More detailed information on each auxiliary is provided as supplemental information. Each auxiliary has revised their projections for revenue and expenses in light of their specific circumstances, which include 50% fee reductions for the Student Center and the Recreation Center, and lower occupancy for university-owned housing (approximately 15% of normal capacity) and corresponding lower dining participation.

Each auxiliary has identified and implemented cost reduction opportunities including reductions in operating costs, reallocation of personnel, lower indirect costs, and suspension of plant transfers. As is the case with E&G, the auxiliary operations will continue to pursue opportunities to reduce costs throughout the year. Despite these challenges, the strong enrollment for Fall 2020 is preventing any further erosion of revenue at auxiliaries such as the Smith Center and Recreation Center. Collectively, the auxiliary operations now have a revised budgetary shortfall of \$2.8M, as shown in the supplemental schedules.

Q: Did the auxiliaries reduce their plant contributions? How will they fund their expected budget shortfalls?

For FY21, each auxiliary suspended their respective plant transfer and will utilize combinations of their respective operating and plant reserves to fund their projected budget shortfalls. The respective State System procedures & standards (*University Sustainability, Fund Definitions, Auxiliary Policy*) outline that in the short-term, universities have the flexibility to adjust plant transfers and use auxiliary operating and plant reserves to fund short-term budget shortfalls.

The applicable guidance outlines that auxiliary functions should be designed to be self-supporting in the long term; however, circumstances may arise in the short term that cause them to not be fully self-supporting inclusive of all of costs including life-cycle reserves/maintenance costs. Adjustments may need to occur to life-cycle contributions as a transitional measure to address this. In addition, auxiliaries can periodically analyze their respective facilities and determine the sufficiency of the reserves and adjust up or down future contributions based upon the condition of the facility and projected costs. Historically, each auxiliary has been contributing steadily to lifecycle and therefore has accumulated funding that can be drawn upon to support the current budgetary shortfall. Consistent with this guidance, we expect these measures to be transitional and to resume historic levels of plant and life-cycle contributions in FY22.

To fund each budget shortfall, the auxiliaries will draw upon their respective reserves. The collective operating and plant reserves for each respective auxiliary as of June 30, 2020 are as follows: \$3.8M University Housing, \$4.1M Campus Recreation Center, \$4.7M Smith Student Center, and \$5.1M Dining/Food Services.

As is the case with E&G, the Auxiliary Operations will continue to pursue opportunities to reduce costs throughout the year and reduce the planned deficit in order to preserve reserves for strategic investment needs.

Slippery Rock University of Pennsylvania
EDUCATIONAL & GENERAL FUND

	Prior Year FY 2018-19	Prior Year FY 2019-20	Variance: FY2019-20 to FY2018-19	Approved Budget FY 2019-20	Variance: FY2019-20 to Budget	Current Year Budget For Approval FY 2020-21	Variance: Current Year To Prior Year
REVENUE SUMMARY							
Tuition	\$79,883,016	\$80,757,116	\$874,100	\$79,709,646	\$1,047,470	\$79,069,245	(\$1,687,871)
Fees	18,537,107	17,535,128	(1,001,979)	18,549,953	(1,014,825)	18,456,073	920,945
State Appropriation	38,926,348	39,786,283	859,935	39,786,283	0	39,786,283	0
All Other Revenue	6,170,025	6,245,035	75,010	5,510,301	734,734	6,977,615	732,580
TOTAL REVENUE	\$143,516,496	\$144,323,562	\$807,066	\$143,556,183	\$767,379	\$144,289,215	(\$34,347)
EXPENDITURES							
PERSONNEL EXPENDITURES SUMMARY							
Salaries & Wages	\$70,491,173	\$72,163,681	\$1,672,508	\$74,618,971	(\$2,455,290)	\$75,914,179	\$3,750,498
Turnover Savings	n/a	n/a	0	(1,500,000)	0	(1,500,000)	0
Incremental Benefits	16,883,330	17,433,899	550,569	17,280,319	153,580	17,491,209	57,310
Fixed Rate Benefits	14,536,939	14,847,188	310,249	16,027,564	(1,180,376)	15,872,587	1,025,399
Educational Benefits	2,182,615	2,187,862	5,247	2,182,615	5,247	2,227,500	39,638
TOTAL PERSONNEL EXPENDITURES	\$104,094,057	\$106,632,630	\$2,538,573	\$108,609,469	(\$1,976,839)	\$110,005,475	\$3,372,845
SERVICES & SUPPLIES EXPENDITURES SUMMARY							
Travel & Transportation	\$2,177,485	\$1,519,876	(657,609)	\$2,177,485	(657,609)	\$693,544	(826,332)
Utilities	2,669,375	2,276,397	(392,978)	2,331,410	(55,013)	2,276,397	0
Student Bad Debt Expense	796,711	369,709	(427,002)	796,711	(427,002)	669,310	299,601
Student Aid	4,742,585	5,150,348	407,763	5,214,382	(64,034)	5,854,438	704,090
All Other Services & Supplies	17,318,605	16,161,216	(1,157,389)	17,779,026	(1,617,810)	19,223,915	3,062,699
TOTAL SERVICES & SUPPLIES EXPENDITURES	\$27,704,761	\$25,477,546	(\$2,227,215)	\$28,299,014	(\$2,821,468)	\$28,717,604	\$3,240,058
Capital Expenditures	\$1,374,582	\$1,401,401	\$26,819	\$1,402,074	(\$673)	\$1,433,634	\$32,233
Debt Principal Payments	2,004,492	2,065,031	60,539	2,132,019	(66,988)	2,035,984	(29,047)
TOTAL EXPENDITURES	\$135,177,892	\$135,576,608	\$398,716	\$140,442,576	(\$4,865,968)	\$142,192,697	\$6,616,089
REVENUES LESS EXPENDITURES							
	\$8,338,604	\$8,746,954	\$408,350	\$3,113,607	\$5,633,347	\$2,096,518	(\$6,650,436)
Transfers Out To/(In From) E&G Plant	7,722,461	4,469,043	(3,253,418)	3,113,607	1,355,436	3,125,356	(1,343,687)
REVENUES LESS EXPENDITURES & TRANSFERS	\$616,143	\$4,277,911	\$3,661,768	\$0	\$4,277,911	(\$1,028,838)	(\$5,306,749)

**Slippery Rock University of Pennsylvania
AUXILIARY FUND**

	Prior Year FY 2018-19	Prior Year FY 2019-20	Variance: FY2019-20 to FY2018-19	Approved Budget FY 2019-20	Variance: FY2019-20 to Budget	Current Year Budget For Approval FY 2020-21	Variance: Current Year To Prior Year
REVENUE SUMMARY							
Fees	\$4,811,778	\$366,946	(\$4,444,832)	\$4,780,624	(\$4,413,678)	\$2,353,696	\$1,986,750
Food Service and Housing	17,132,700	16,950,022	(182,678)	17,865,972	(915,950)	6,867,802	(10,082,220)
All Other Revenue	1,589,571	3,403,396	1,813,825	986,812	2,416,584	260,889	(3,142,507)
TOTAL REVENUE	\$23,534,049	\$20,720,364	(\$2,813,685)	\$23,633,408	(\$2,913,044)	\$9,482,387	(\$11,237,977)
EXPENDITURES							
PERSONNEL EXPENDITURES SUMMARY							
Salaries & Wages	\$2,684,170	\$2,504,444	(\$179,726)	\$2,911,355	(\$406,911)	\$2,319,599	(\$184,845)
Incremental Benefits	429,285	429,018	(267)	445,999	(16,981)	379,596	(49,422)
Fixed Rate Benefits	426,327	440,026	13,699	457,089	(17,063)	382,275	(57,751)
Educational Benefits	168,040	182,252	14,212	166,021	16,231	129,603	(52,649)
TOTAL PERSONNEL EXPENDITURES	\$3,707,822	\$3,555,740	(\$152,082)	\$3,980,464	(\$424,724)	\$3,211,073	(\$344,667)
SERVICES & SUPPLIES EXPENDITURES SUMMARY							
Utilities	\$781,434	\$779,439	(\$1,995)	\$804,877	(\$25,438)	\$647,141	(\$132,298)
Student Aid	466,020	352,338	(113,682)	466,020	(113,682)	351,646	(692)
All Other Services & Supplies	13,786,706	12,117,934	(1,668,772)	14,136,625	(2,018,691)	7,017,643	(5,100,291)
TOTAL SVCS & SUPPLIES EXPENDITURES	\$15,034,160	\$13,249,711	(\$1,784,449)	\$15,407,522	(\$2,157,811)	\$8,016,430	(\$5,233,281)
Capital Expenditures	\$4,200	\$5,510	\$1,310	\$0	\$5,510	\$0	(\$5,510)
Debt Principal Payments	1,555,329	1,089,111	(466,218)	1,622,833	(533,722)	1,073,389	(15,722)
TOTAL EXPENDITURES	\$20,301,511	\$17,900,072	(\$2,401,439)	\$21,010,819	(\$3,110,747)	\$12,300,892	(\$5,599,180)
REVENUE							
REVENUES LESS EXPENDITURES	\$3,232,538	\$2,820,292	(\$412,246)	\$2,622,589	\$197,703	(\$2,818,505)	n/a
Transfers Out To (In From) Auxiliary Plant	2,411,509	1,502,506	(909,003)	2,622,589	(1,120,083)	0	(1,502,506)
REVENUES LESS EXPENDITURES & TRANSFERS	\$821,029	\$1,317,786	\$496,757	\$0	\$1,317,786	(\$2,818,505)	(\$4,136,291)
							-313.9%

Auxiliary Enterprise Activities

Self-Supporting activities that charge a fee to cover the cost of those services. Enterprise activities include the residence halls, dining services, recreational center and student union. In addition, the operational cost SRU directly pays and receives reimbursement (revenue) from the Foundation for the Residential Suites are also incorporated. University auxiliary enterprises revenues are not subsidized from E&G Fund, and other than an indirect cost allocation, auxiliary enterprise revenues do not support E&G operations.

**Slippery Rock University of Pennsylvania
RESTRICTED FUND**

	Prior Year FY 2018-19	Prior Year FY 2019-20	Variance: FY2019-20 to FY2018-19	Approved Budget FY 2019-20	Variance: FY2019-20 to Budget	Current Year Budget For Approval FY 2020-21	Variance: Current Year To Prior Year
REVENUE SUMMARY							
Tuition	n/a	n/a	\$0	\$0	\$0	n/a	n/a
Fees	n/a	n/a	0	0	0	n/a	n/a
State Appropriation	n/a	n/a	0	0	0	n/a	n/a
All Other Revenue	25,402,213	28,476,029	3,073,816	25,892,889	2,583,140	25,373,916	(3,102,113) -10.9%
TOTAL REVENUE	\$25,402,213	28,476,029	\$3,073,816	25,892,889	\$2,583,140	\$25,373,916	(\$3,102,113) -10.9%
EXPENDITURES							
PERSONNEL EXPENDITURES SUMMARY							
Salaries & Wages	\$715,635	876,086	\$160,451	\$717,761	\$158,325	\$692,286	(\$183,800) -21.0%
Incremental Benefits	39,992	49,532	9,540	44,245	5,287	68,381	18,849 38.1%
Fixed Rate Benefits	30,109	24,624	(5,485)	29,991	(5,367)	4,378	(20,246) -82.2%
Educational Benefits	8,375	0	(8,375)	8,375	(8,375)	0	0 n/a
TOTAL PERSONNEL EXPENDITURES	\$794,111	950,242	\$156,131	800,372	\$149,870	\$765,045	(\$185,197) -19.5%
SERVICES & SUPPLIES EXPENDITURES SUMMARY							
Student Aid	\$24,304,284	27,335,843	\$3,031,559	\$24,790,370	\$2,545,473	\$24,337,604	(\$2,998,239) -11.0%
All Other Services & Supplies	296,226	265,168	(31,058)	302,147	(36,979)	271,267	6,099 2.3%
TOTAL SVCS & SUPPLIES EXPENDITURES	\$24,600,510	27,601,011	\$3,000,501	25,092,517	\$2,508,494	\$24,608,871	(\$2,992,140) -10.8%
Capital Expenditures	\$0	0	\$0	\$0	\$0	\$0	\$0 n/a
Debt Principal Payments	0	0	0	0	0	0	0 n/a
TOTAL EXPENDITURES	\$25,394,621	28,551,253	\$3,156,632	25,892,889	\$2,658,364	\$25,373,916	(\$3,177,337) -11.1%
REVENUE LESS EXPENDITURES	\$7,592	(75,224)	(\$82,816)	0	(\$75,224)	\$0	n/a
Transfers Out To Other Fund	6,801	(4,348)	(11,149)	0	(4,348)	\$0	4,348 -100.0%
REVENUES LESS EXPENDITURES & TRANSFERS	\$791	(70,876)	(\$71,667)	0	(\$70,876)	\$0	\$70,876 -100.0%

Restricted Funds

These funds are received through an external source with a restricted purpose, including grants and finance that can elapse fiscal years. al aid (Pell, SEOG, and PHEAA). These expenditures are externally funded and balance to zero, with the exception of timing between award and processing.

Slippery Rock University of Pennsylvania
ALL FUNDS

	Prior Year FY 2018-19	Prior Year FY 2019-20	Variance: FY2019-20 to FY2018-19	Approved Budget FY 2019-20	Variance: FY2019-20 to Budget	Current Year Budget For Approval FY 2020-21	Variance: Current Year To Prior Year
REVENUE SUMMARY							
Tuition	\$79,883,016	\$80,757,116	\$874,100	\$79,709,646	\$1,047,470	\$79,069,245	(\$1,687,871)
Fees	23,348,885	17,902,074	(5,446,811)	23,330,577	(5,428,503)	20,809,769	2,907,695
State Appropriation	38,926,348	39,786,283	859,935	39,786,283	0	39,786,283	0
Auxiliary Sales	17,447,886	16,950,021	(497,865)	17,865,972	(915,951)	6,916,561	(10,033,460)
All Other Revenue	32,846,623	38,124,461	5,277,838	32,390,002	5,734,459	32,563,661	(5,560,801)
TOTAL REVENUE	\$192,452,758	\$193,519,955	\$1,067,197	\$193,082,480	\$437,475	\$179,145,518	(\$14,374,437)
EXPENDITURES							
PERSONNEL EXPENDITURES SUMMARY							
Salaries & Wages	\$73,890,978	\$75,544,211	\$1,653,233	\$78,248,087	(\$2,703,876)	\$78,926,064	\$3,381,853
Turnover Savings	n/a	n/a	0	(1,500,000)	0	(1,500,000)	0
Incremental Benefits	17,352,607	17,912,449	559,842	17,770,563	141,886	17,939,186	26,737
Fixed Rate Benefits	14,993,375	15,311,838	318,463	16,514,644	(1,202,806)	16,259,240	947,402
Educational Benefits	2,359,030	2,370,114	11,084	2,357,011	13,103	2,357,103	(13,011)
TOTAL PERSONNEL EXPENDITURES	\$108,595,990	\$111,138,612	\$2,542,622	\$113,390,306	(\$2,251,694)	\$113,981,593	\$2,842,981
SERVICES & SUPPLIES EXPENDITURES SUMMARY							
Travel & Transportation	\$2,177,485	\$1,519,876	(\$657,609)	\$2,177,485	(\$657,609)	\$693,544	(\$826,332)
Utilities	3,450,809	3,055,836	(394,973)	3,136,287	(80,451)	2,923,537	(132,299)
Student Bad Debt Expense	796,711	369,709	(427,002)	796,711	(427,002)	669,310	299,601
Student Aid	29,512,889	32,838,529	3,325,640	30,470,771	2,367,758	30,543,688	(2,294,841)
All Other Services & Supplies	31,401,537	28,544,318	(2,857,219)	32,217,799	(3,673,481)	26,512,825	(2,031,493)
TOTAL SVCS & SUPPLIES EXPENDITURES	\$67,339,431	\$66,328,268	(\$1,011,163)	\$68,799,053	(\$2,470,785)	\$61,342,904	(\$4,985,364)
Capital Expenditures	\$1,378,782	\$1,406,911	\$28,129	\$1,402,074	\$4,837	\$1,433,634	\$26,723
Debt Principal Payments	3,559,821	3,154,142	(405,679)	3,754,852	(600,710)	3,109,373	(44,769)
TOTAL EXPENDITURES	\$180,874,024	\$182,027,933	\$1,153,909	\$187,346,285	(\$5,318,352)	\$179,867,504	(\$2,160,429)
REVENUES LESS EXPENDITURES							
	\$11,578,734	\$11,492,022	(\$86,712)	\$5,736,196	\$5,755,826	(\$721,986)	(\$12,214,008)
Transfers (Out)/In to Plant	10,140,771	5,967,201	(4,173,570)	5,736,196	231,005	3,125,356	(2,841,845)
REVENUES LESS EXPENDITURES & TRANSFERS	\$1,437,963	\$5,524,821	\$4,086,858	\$0	\$5,524,821	(\$3,847,342)	(\$9,372,163)

Slippery Rock University of Pennsylvania
AUXILIARY FUND
FOOD SERVICES

SUPPLEMENTAL INFORMATION ONLY

	Prior Year FY 2018-19	Prior Year FY 2019-20	Variance: FY2019-20 to FY2018-19	Approved Budget FY 2019-20	Variance: FY2019-20 to Budget	Current Year Budget For Approval FY 2020-21	Variance: Current Year To Prior Year
REVENUE SUMMARY							
Fees	\$0	(\$2,354,022)	n/a	\$0	\$2,354,022	\$0	\$2,354,022 -100.0%
Food Service and Housing	10,068,018	10,138,014	69,996	9,970,570	(167,444)	2,534,482	(7,603,532) -75.0%
All Other Revenue	896,746	1,071,727	174,981	500,000	(571,727)	0	(1,071,727) -100.0%
TOTAL REVENUE	\$10,964,764	\$8,855,719	(\$2,109,045)	\$10,470,570	\$1,614,851	\$2,534,482	(\$6,321,237) -71.4%
EXPENDITURES							
PERSONNEL EXPENDITURES SUMMARY							
Salaries & Wages	\$246,677	\$196,104	(\$50,573)	\$230,891	\$34,787	\$211,691	\$15,587 7.9%
Incremental Benefits	97,151	73,457	(23,694)	80,293	6,836	81,648	8,191 11.2%
Fixed Rate Benefits	49,839	45,129	(4,710)	49,065	3,936	48,865	3,736 8.3%
Educational Benefits	0	0	0	0	0	0	0 n/a
TOTAL PERSONNEL EXPENDITURES	\$393,667	\$314,690	(\$78,977)	\$360,249	\$45,559	\$342,204	\$27,514 8.7%
SERVICES & SUPPLIES EXPENDITURES SUMMARY							
Utilities	\$0	\$0	\$0	\$0	\$0	\$0	\$0 n/a
Student Aid	0	23,919	23,919	0	(23,919)	23,919	0 0.0%
All Other	8,872,336	7,463,822	(1,408,514)	9,020,523	1,556,701	2,986,428	(4,477,394) -60.0%
TOTAL SVCS & SUPPLIES EXPENDITURES	\$8,872,336	\$7,487,741	(\$1,384,595)	\$9,020,523	\$1,532,782	\$3,010,347	(\$4,477,394) -59.8%
Capital Expenditures	\$0	\$5,510	\$5,510	\$0	(\$5,510)	\$0	(\$5,510) -100.0%
Debt Principal Payments	\$538,516	\$541,030	\$2,514	\$541,030	(\$0)	\$545,219	\$4,189 0.8%
TOTAL EXPENDITURES	\$9,804,519	\$8,348,971	(\$1,455,548)	\$9,921,802	\$1,572,831	\$3,897,770	(\$4,451,201) -53.3%
REVENUES LESS EXPENDITURES	\$1,160,245	\$506,748	(\$653,497)	\$548,768	\$42,020	(\$1,363,288)	n/a
Transfers Out To (In From) Auxiliary Plant	723,525	231,271	(492,254)	548,768	317,497	0	(231,271) -100.0%
REVENUES LESS EXPENDITURES & TRANSFERS	\$436,720	\$275,477	(\$161,243)	\$0	(\$275,477)	(\$1,363,288)	(\$1,638,765) -594.9%

Slippery Rock University of Pennsylvania
AUXILIARY FUND
STUDENT CENTER

SUPPLEMENTAL INFORMATION ONLY

	Prior Year FY 2018-19	Prior Year FY 2019-20	Variance: FY2019-20 to FY2018-19	Approved Budget FY 2019-20	Variance: FY2019-20 to Budget	Current Year Budget For Approval FY 2020-21	Variance: Current Year To Prior Year
REVENUE SUMMARY							
Fees	\$3,255,179	\$2,305,146	(\$950,033)	\$3,237,624	\$932,478	\$1,592,911	(\$712,235)
Food Service and Housing	0	0	n/a	0	0	0	0
All Other Revenue	176,811	891,477	714,666	176,812	(714,665)	112,045	(779,432)
TOTAL REVENUE	\$3,431,990	\$3,196,623	(\$235,367)	\$3,414,436	\$217,813	\$1,704,956	(\$1,491,667)
EXPENDITURES							
PERSONNEL EXPENDITURES SUMMARY							
Salaries & Wages	\$223,898	\$242,365	\$18,467	\$281,689	\$39,324	\$236,842	(\$5,523)
Incremental Benefits	28,821	40,321	11,500	41,405	1,084	40,794	473
Fixed Rate Benefits	44,364	54,376	10,012	55,656	1,280	53,563	(813)
Educational Benefits	29,344	38,368	9,024	29,344	(9,024)	0	(38,368)
TOTAL PERSONNEL EXPENDITURES	\$326,427	\$375,430	\$49,003	\$408,094	\$32,664	\$331,199	(\$44,231)
SERVICES & SUPPLIES EXPENDITURES SUMMARY							
Utilities	\$0	\$0	\$0	\$0	\$0	\$0	\$0
Student Aid	0	0	0	0	0	0	0
All Other	1,391,303	1,241,662	(149,641)	1,347,487	105,825	1,189,955	(51,707)
TOTAL SVCS & SUPPLIES EXPENDITURES	\$1,391,303	\$1,241,662	(\$149,641)	\$1,347,487	\$105,825	\$1,189,955	(\$51,707)
Capital Expenditures	\$0	\$0	\$0	\$0	\$0	\$0	\$0
Debt Principal Payments	\$962,341	\$548,082	(\$414,259)	\$1,024,619	\$476,537	\$528,170	(\$19,912)
TOTAL EXPENDITURES	\$2,680,071	\$2,165,174	(\$514,897)	\$2,780,200	\$615,026	\$2,049,324	(\$115,850)
REVENUES LESS EXPENDITURES	\$751,919	\$1,031,449	\$279,530	\$634,235	(\$397,214)	(\$344,368)	n/a
Transfers Out To (In From) Auxiliary Plant	642,394	532,338	(110,056)	634,235	101,897	0	(532,338)
REVENUES LESS EXPENDITURES & TRANSFERS	\$109,525	\$499,111	\$389,586	\$0	(\$499,111)	(\$344,368)	(\$843,479)

Slippery Rock University of Pennsylvania
AUXILIARY FUND
CAMPUS RECREATION

SUPPLEMENTAL INFORMATION ONLY

	Prior Year FY 2018-19	Prior Year FY 2019-20	Variance: FY2019-20 to FY2018-19	Approved Budget FY 2019-20	Variance: FY2019-20 to Budget	Current Year Budget For Approval FY 2020-21	Variance: Current Year To Prior Year
REVENUE SUMMARY							
Fees	\$1,556,599	\$1,139,854	(\$416,745)	\$1,543,000	\$403,146	\$760,785	(\$379,069)
Food Service and Housing	0	0	n/a	0	0	0	0
All Other Revenue	516,014	716,089	200,075	551,000	(165,089)	148,844	(567,245)
TOTAL REVENUE	\$2,072,613	\$1,855,943	(\$216,670)	\$2,094,000	\$238,057	\$909,629	(\$946,314)
EXPENDITURES							
PERSONNEL EXPENDITURES SUMMARY							
Salaries & Wages	\$725,495	\$697,837	(\$27,658)	\$721,123	\$23,286	\$694,299	(\$3,538)
Incremental Benefits	105,861	105,944	83	109,676	3,732	105,091	(853)
Fixed Rate Benefits	127,630	124,300	(3,330)	132,083	7,783	126,707	2,407
Educational Benefits	0	0	n/a	0	0	0	0
TOTAL PERSONNEL EXPENDITURES	\$958,986	\$928,081	(\$30,905)	\$962,882	\$34,801	\$926,097	(\$1,984)
SERVICES & SUPPLIES EXPENDITURES SUMMARY							
Utilities	\$59,167	\$51,547	(\$7,620)	\$60,942	\$9,395	\$60,000	\$8,453
Student Aid	0	0	n/a	0	0	0	0
All Other	493,898	507,956	14,058	586,410	78,454	438,263	(69,693)
TOTAL SVCS & SUPPLIES EXPENDITURES	\$553,065	\$559,503	\$6,438	\$647,352	\$87,849	\$498,263	(\$61,240)
Capital Expenditures	\$4,200	\$0	(\$4,200)	\$0	\$0	\$0	\$0
Debt Principal Payments	\$0	\$0	\$0	\$0	\$0	\$0	\$0
TOTAL EXPENDITURES	\$1,516,251	\$1,487,584	(\$28,667)	\$1,610,234	\$122,650	\$1,424,360	(\$63,224)
REVENUES LESS EXPENDITURES	\$556,362	\$368,359	(\$188,003)	\$483,766	\$115,407	(\$514,731)	n/a
Transfers Out To (In From) Auxiliary Plant	440,332	353,325	(87,007)	483,766	130,441	0	(353,325)
REVENUES LESS EXPENDITURES & TRANSFERS	\$116,030	\$15,034	(\$100,996)	\$0	(\$15,034)	(\$514,731)	(\$529,765)
							-3523.8%

Slippery Rock University of Pennsylvania
AUXILIARY FUND
TRADITIONAL HOUSING

SUPPLEMENTAL INFORMATION ONLY

	Prior Year FY 2018-19	Prior Year FY 2019-20	Variance: FY2019-20 to FY2018-19	Approved Budget FY 2019-20	Variance: FY2019-20 to Budget	Current Year Budget For Approval FY 2020-21	Variance: Current Year To Prior Year
REVENUE SUMMARY							
Fees	\$0	(\$724,032)	n/a	\$0	\$724,032	\$0	\$724,032
Food Service and Housing	2,914,347	2,970,796	56,449	3,001,778	30,982	887,657	(2,083,139)
All Other Revenue	0	724,103	724,103	0	(724,103)	0	(724,103)
TOTAL REVENUE	\$2,914,347	\$2,970,867	\$56,520	\$3,001,778	\$30,911	\$887,657	(\$2,083,210)
EXPENDITURES							
PERSONNEL EXPENDITURES SUMMARY							
Salaries & Wages	\$371,175	\$352,884	(\$18,291)	\$500,627	\$147,743	\$317,350	(\$35,534)
Incremental Benefits	50,746	51,481	735	53,923	2,442	31,605	(19,876)
Fixed Rate Benefits	54,711	55,221	510	56,245	1,024	32,741	(22,480)
Educational Benefits	39,145	62,580	23,435	39,145	(23,435)	0	(62,580)
TOTAL PERSONNEL EXPENDITURES	\$515,777	\$522,166	\$6,389	\$649,940	\$127,774	\$381,696	(\$140,470)
SERVICES & SUPPLIES EXPENDITURES SUMMARY							
Utilities	\$9,574	\$10,547	\$973	\$9,861	(\$686)	\$8,520	(\$2,027)
Student Aid	466,020	327,727	(138,293)	466,020	138,293	327,727	0
All Other	1,104,539	1,246,248	141,709	1,137,954	(108,294)	765,832	(480,416)
TOTAL SVCS & SUPPLIES EXPENDITURES	\$1,580,133	\$1,584,522	\$4,389	\$1,613,834	\$29,312	\$1,102,079	(\$482,443)
Capital Expenditures	\$0	\$0	\$0	\$0	\$0	\$0	\$0
Debt Principal Payments	\$54,472	\$0	(\$54,472)	\$57,185	\$57,185	\$0	\$0
TOTAL EXPENDITURES	\$2,150,382	\$2,106,688	(\$43,694)	\$2,320,959	\$214,271	\$1,483,775	(\$622,913)
REVENUES LESS EXPENDITURES	\$763,965	\$864,179	\$100,214	\$680,819	(\$183,360)	(\$596,118)	n/a
Transfers Out To (In From) Auxiliary Plant	668,071	455,347	(212,724)	680,819	225,472	0	(455,347)
REVENUES LESS EXPENDITURES & TRANSFERS	\$95,894	\$408,832	\$312,938	\$0	(\$408,832)	(\$596,118)	(\$1,004,950)

Note: The Traditional Housing fund includes revenues and expenses from the traditional halls on campus, the University housing office and maintenance, and residence life program. This budget does not include Affiliate revenue and expenses.

Slippery Rock University of Pennsylvania
AUXILIARY FUND
PRIVATIZED HOUSING

SUPPLEMENTAL INFORMATION ONLY

	Prior Year FY 2018-19	Prior Year FY 2019-20	Variance: FY2019-20 to FY2018-19	Approved Budget FY 2019-20	Variance: FY2019-20 to Budget	Current Year Budget For Approval FY 2020-21	Variance: Current Year To Prior Year
REVENUE SUMMARY							
Fees	\$0	\$0	n/a	\$0	\$0	\$0	n/a
Food Service and Housing	4,150,335	3,841,212	(309,123)	4,342,625	501,413	3,445,663	(395,549) -10.3%
All Other Revenue	0	0	n/a	0	0	0	0
TOTAL REVENUE	\$4,150,335	\$3,841,212	(\$309,123)	\$4,342,625	\$501,413	\$3,445,663	(\$395,549) -10.3%
EXPENDITURES							
PERSONNEL EXPENDITURES SUMMARY							
Salaries & Wages	\$1,116,922	\$1,015,255	(\$101,667)	\$1,177,025	\$161,770	\$659,417	(\$155,838) -15.3%
Incremental Benefits	146,707	157,815	11,108	160,701	2,886	120,458	(37,357) -23.7%
Fixed Rate Benefits	149,784	160,999	11,215	164,041	3,042	120,399	(40,600) -25.2%
Educational Benefits	99,551	81,304	(18,247)	97,532	16,228	129,603	48,299 59.4%
TOTAL PERSONNEL EXPENDITURES	\$1,512,964	\$1,415,373	(\$97,591)	\$1,599,299	\$183,926	\$1,229,877	(\$185,496) -13.1%
SERVICES & SUPPLIES EXPENDITURES SUMMARY							
Utilities	\$712,693	\$717,345	\$4,652	\$734,073	\$16,728	\$578,621	(\$138,724) -19.3%
Student Aid	0	692	692	0	(692)	0	(692) -100.0%
All Other	1,924,630	1,658,247	(266,383)	2,009,252	351,005	1,637,165	(21,082) -1.3%
TOTAL SVCS & SUPPLIES EXPENDITURES	\$2,637,323	\$2,376,284	(\$261,039)	\$2,743,325	\$367,041	\$2,215,786	(\$160,498) -6.8%
Capital Expenditures	\$0	\$0	\$0	\$0	\$0	\$0	\$0
Debt Principal Payments	\$0	\$0	\$0	\$0	\$0	\$0	\$0
TOTAL EXPENDITURES	\$4,150,287	\$3,791,657	(\$358,630)	\$4,342,625	\$550,968	\$3,445,663	(\$345,994) -9.1%
REVENUES LESS EXPENDITURES	\$48	\$49,555	\$49,507	\$0	(\$49,555)	\$0	n/a
Transfers Out To (In From) Auxiliary Plant	(62,814)	(69,775)	(6,961)	0	69,775	0	69,775 -100.0%
REVENUES LESS EXPENDITURES & TRANSFERS	\$62,862	\$119,330	\$56,468	\$0	(\$119,330)	\$0	(\$119,330) -100.0%

Note: The Privatized Housing fund includes costs incurred by the University for the management of the privatized suites and reimbursed from the foundation LLC. This budget does not include Affiliate revenue and expenses.

UNIVERSITY POLICY

SLIPPERY ROCK UNIVERSITY COMMUNITY MEMORIAL AWARD

POLICY:

This policy applies to the recognition of deceased University employees, students, and committee and/or board volunteers via an annual scholarship award for SRU students. The award will serve as a tribute to the deceased in lieu of plaques and other memorials.

IMPLEMENTATION:

The award will be presented one time per academic year at an Annual Day of Remembrance to be staged each spring. The inaugural award ceremony will be scheduled for spring 2021.

FUNDING:

The funding for the award will be generated from the general scholarship funds (funds provided by memorial donations, pay period employee donations and on the Annual Day of Remembrance).

ELIGIBILITY/CRITERIA:

Eligible students for this annual award will be all current and enrolled SRU students in good standing, allowing for maximum flexibility in consideration of awardees.

Authority for Creation and Revision:

Approved by University Cabinet: 9.2.20

Approved by Slippery Rock University Council of Trustees: XX.XX.XX

**Slippery Rock University of Pennsylvania
Council of Trustees**

RESOLUTION

WHEREAS: Falcon Power Consultants, a national engineering firm, well known for conducting Arc Flash Assessments in the United States, completed an Arc Flash Risk Analysis Evaluation and Assessment, and pledged to provide Arc Flash Awareness Training and SRU-specific case studies over the next five years, an in-kind gift totaling \$204,950, and

WHEREAS: We value the generous support of Falcon Power Consultants shown to the nationally recognized Safety Management Program and students at Slippery Rock University. It is befitting to honor this relationship by naming a classroom (Room 201) and the department administrative suite (Room 106) in Strain Safety Building, the Falcon Power Consultants Classroom and Falcon Power Consultants Administrative Suite.

THEREFORE, BE IT RESOLVED, The Slippery Rock University Council of Trustees at its September 24, 2020 business meeting does hereby name Room 201 and Room 106 in Strain Safety Building, the Falcon Power Consultants Classroom and Falcon Power Consultants Administrative Suite.

September 24, 2020

Matt Lautman
Chairperson
Slippery Rock University Council of Trustees

UNIVERSITY POLICY

NAMING OF UNIVERSITY FACILITIES/GROUNDS

POLICY

This naming policy applies to the naming of existing facilities and/or grounds, future facilities and/or grounds, and areas within existing or future facilities. The Council of Trustees, as designated under Act 188, is the sole authorizing body for the naming of facilities and grounds. The University President will present appropriate proposed naming opportunities to the Council of Trustees for approval.

PROCEDURES

1. Criteria to be used as a guide for determining the appropriateness of commemorating an individual or recognizing a corporation, business, or foundation by naming a facility or ground include:
 - outstanding service and/or generosity to the University by an individual
 - a generous contribution toward financing the renovation or construction of a facility by an individual, corporation or foundation
2. Justification for naming consideration must be made in writing and presented to the University President by a Vice President.
3. In the case of pending gifts and when a proposal is being prepared for a donor's consideration, authorization for offering a naming opportunity for a facility or ground may be sought prior to receipt of the gift.
4. Naming of facilities and/or grounds must take into consideration the University's position as an institution of higher learning, and be consistent with the University's mission and goals.
5. In the case of commemorative names on bricks, benches, fountains, gardens and/or rooms within facilities on campus, the Council of Trustees may at its discretion, delegate approval authority to the University President.

RESPONSIBILITY FOR IMPLEMENTATION

1. Names on facilities and/or grounds must adhere to University signage style and standards, and will be the responsibility of Finance and Administration.
2. Named buildings and/or grounds will retain the name as approved by the Council of Trustees until such time the building is replaced or the purpose of the building or ground is dramatically altered. In such cases, the Council of Trustees may authorize an alternate naming opportunity.
3. Each naming opportunity granted in response to financial support shall be bound by an agreement between the University and the donor. That agreement will be the responsibility of the Vice President for University Advancement.
4. The Council of Trustees reserves the right to alter or remove the name of any individual or business entity on a building or ground at any time should that name reflect negatively on the integrity of the institution (or for failure to fulfill a gift agreement). No facility or grounds may bear the name of an individual whose actions are inconsistent with the mission and purpose of the University.

SCOPE OF POLICY COVERAGE

This policy applies to the naming of all University facilities and/or grounds. It also applies to the naming of the Residence Suites and other future facilities that may not be owned by the University but are located on University property.

**Slippery Rock University of Pennsylvania
Council of Trustees**

RESOLUTION

WHEREAS: New Pig Corporation creates the world's best absorbents, spill containment, and spill control products. A leader in the field of spill containment, New Pig educates and trains Slippery Rock University safety management students on the latest state-of-the-art absorbents, spill control/handling and plant safety products, and

WHEREAS: We value the generous support of New Pig Corporation, having donated \$112,187 in equipment and on-line training to be utilized in the Hazardous Material and Waste Management class. It is befitting to honor this relationship by naming classroom (Room 204) in Strain Safety Building, the New Pig Classroom.

THEREFORE, BE IT RESOLVED, The Slippery Rock University Council of Trustees at its September 24, 2020 business meeting does hereby name Room 204 in Strain Safety Building, the New Pig Classroom.

September 24, 2020

Matt Lautman
Chairperson
Slippery Rock University Council of Trustees

UNIVERSITY POLICY

NAMING OF UNIVERSITY FACILITIES/GROUNDS

POLICY

This naming policy applies to the naming of existing facilities and/or grounds, future facilities and/or grounds, and areas within existing or future facilities. The Council of Trustees, as designated under Act 188, is the sole authorizing body for the naming of facilities and grounds. The University President will present appropriate proposed naming opportunities to the Council of Trustees for approval.

PROCEDURES

1. Criteria to be used as a guide for determining the appropriateness of commemorating an individual or recognizing a corporation, business, or foundation by naming a facility or ground include:
 - outstanding service and/or generosity to the University by an individual
 - a generous contribution toward financing the renovation or construction of a facility by an individual, corporation or foundation
2. Justification for naming consideration must be made in writing and presented to the University President by a Vice President.
3. In the case of pending gifts and when a proposal is being prepared for a donor's consideration, authorization for offering a naming opportunity for a facility or ground may be sought prior to receipt of the gift.
4. Naming of facilities and/or grounds must take into consideration the University's position as an institution of higher learning, and be consistent with the University's mission and goals.
5. In the case of commemorative names on bricks, benches, fountains, gardens and/or rooms within facilities on campus, the Council of Trustees may at its discretion, delegate approval authority to the University President.

RESPONSIBILITY FOR IMPLEMENTATION

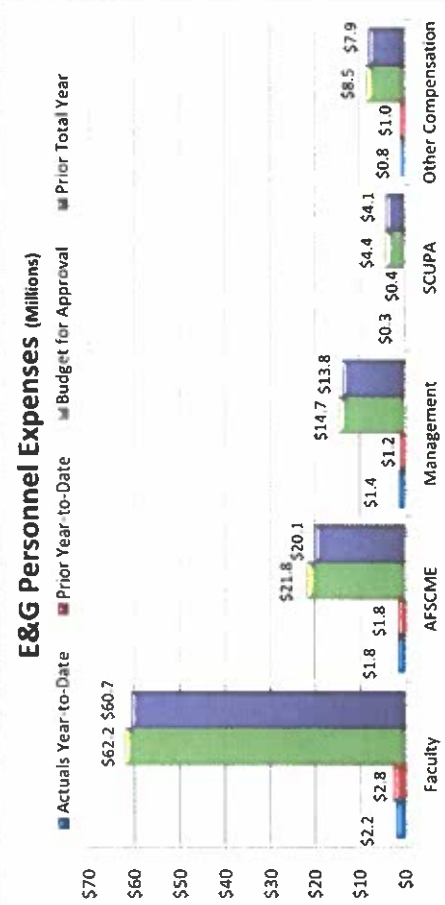
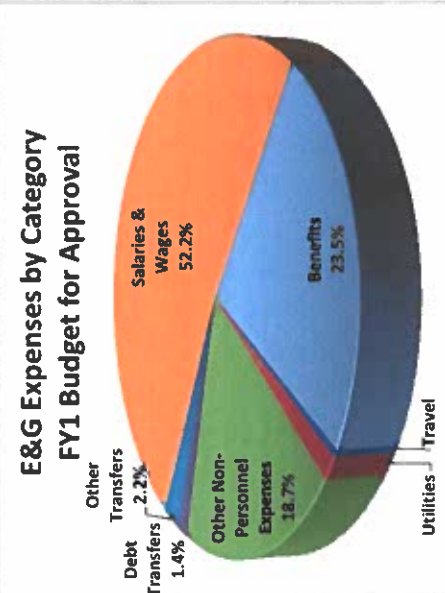
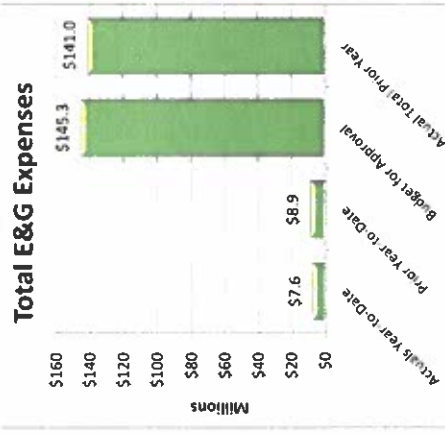
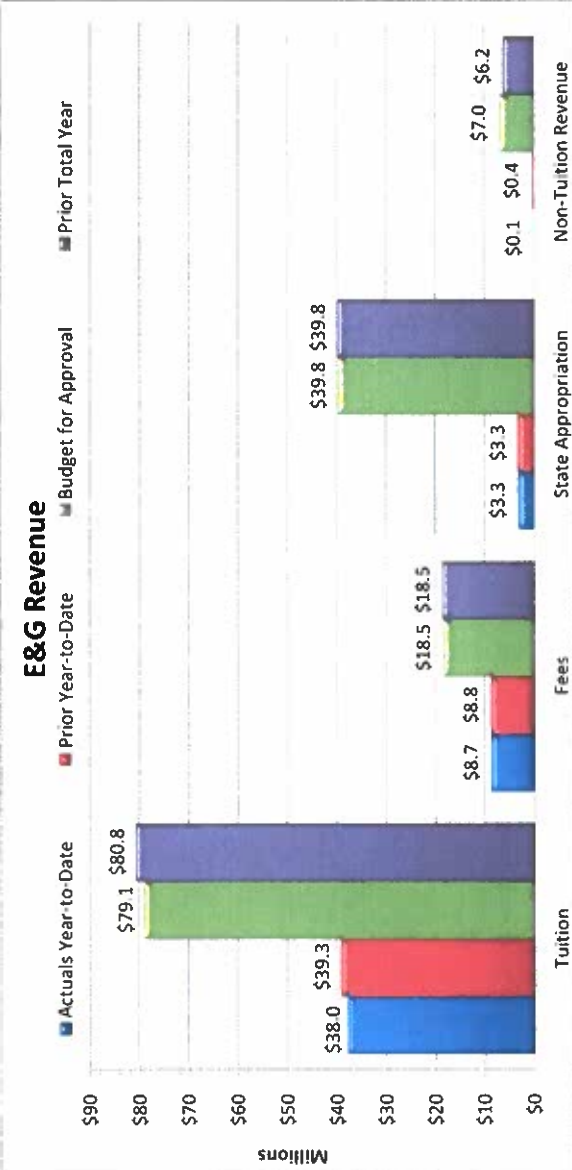
1. Names on facilities and/or grounds must adhere to University signage style and standards, and will be the responsibility of Finance and Administration.
2. Named buildings and/or grounds will retain the name as approved by the Council of Trustees until such time the building is replaced or the purpose of the building or ground is dramatically altered. In such cases, the Council of Trustees may authorize an alternate naming opportunity.
3. Each naming opportunity granted in response to financial support shall be bound by an agreement between the University and the donor. That agreement will be the responsibility of the Vice President for University Advancement.
4. The Council of Trustees reserves the right to alter or remove the name of any individual or business entity on a building or ground at any time should that name reflect negatively on the integrity of the institution (or for failure to fulfill a gift agreement). No facility or grounds may bear the name of an individual whose actions are inconsistent with the mission and purpose of the University.

SCOPE OF POLICY COVERAGE

This policy applies to the naming of all University facilities and/or grounds. It also applies to the naming of the Residence Suites and other future facilities that may not be owned by the University but are located on University property.

Total E&G Selected Revenue & Expenses

	Budget for Approval 2020-21	Actual Year-to-Date 2020-21	% of Budget
Revenue:			
Tuition	\$79,069,245	\$37,960,428	48.0%
Fees	\$18,456,073	\$8,700,169	47.1%
State Appropriation	\$39,786,283	\$3,306,739	8.3%
Non-Tuition Revenue	\$6,977,615	\$115,840	1.7%
Total Revenue	\$144,289,215	\$50,083,176	34.7%
Expenses:			
Personnel Related	\$110,005,475	\$6,614,088	6.0%
Non-Personnel Costs:			
Travel	\$693,544	\$21,954	3.2%
Utilities	\$2,276,396	\$183,956	8.1%
Other Non-Personnel Expenses	\$27,181,298	\$828,825	3.0%
Mandatory Transfers (Debt)	\$2,035,984	\$0	0.0%
Non-Mandatory Transfers	\$3,125,356	\$0	0.0%
Total Expenses	\$145,318,053	\$7,648,824	5.3%
Net Surplus/(Deficit)/Use of Reserves)	(\$1,028,838)	\$42,434,353	



Notes:

As of July 31, 2020, 8.3% of the fiscal year has passed and 91.7% remains. Note that revenue and several expense categories are not recognized evenly throughout the year.

Revenue:

Revenue - Tuition and fee revenue as of July 31, 2020 includes Fall 2020 revenue and revenue deferred from Summer 2020. Note that total revenue will be recognized with each new term throughout the fiscal year, to June 30, 2021.

Non-tuition revenue consists of interest income, rental of facilities, cell tower reimbursement, ID card fee, transcript fee, ticket sales, parking decals & tickets, Pepsi funding.

Expenses:

Personnel costs are not incurred evenly throughout the year, but rather follow the established pay schedules.

Other Non-personnel expenses include such costs as equipment and furnishings, scholarships, library costs, advertising, software license fees, supplies, bad debt, etc.

SLIPPERY ROCK UNIVERSITY COUNCIL OF TRUSTEES MINUTES

June 4, 2020

The Slippery Rock University Council of Trustees held its quarterly business meeting Thursday, June 4, 2020 via ZOOM. Chair Jeffrey Smith called the meeting to order at 1:00 p.m.

Recording of Attendance

Trustees present: Dr. Alfonso Angelucci, Mr. Matt Lautman, Mr. William McCarrier, Mr. Jeffrey Smith, Mr. Robert Taylor, Mr. Joshua Young, Mr. Dominic Ionta, Ms. Elise Michaux.

Trustees absent: Ms. Suzanne Vessella

Approval of Revised Meeting Agenda

Trustee Smith called for additional items or changes to the meeting agenda before approval.

Trustee Lautman moved, second by Trustee Michaux, a motion to add Item F: Resolution: Appointing SRU Faculty Representative to the SRU Council of Trustees. Motion passes.

Trustee Young moved, second by Trustee Michaux approval of the June 4, 2020 revised meeting agenda. Motion passes. (TAB 17) (Appendix A)

*Added Item F., Resolution: Appointing SRU Faculty Representative to the SRU Council of Trustees

Approval of Minutes

Trustee McCarrier moved, second by Trustee Young, approval of the May 7, 2020 meeting minutes. Motion passes. (TAB 18) (Appendix B)

Public Comments

None.

Presentations

None.

REPORT OF THE PRESIDENT

President Behre provided his report. (Appendix C)

COMMITTEE REPORTS

Academic and Student Affairs Committee (Agenda, Appendix D)

The Academic and Student Affairs committee met this morning and trustees received an update of the status of new academic programs from the period fall 2016 – fall 2020. We also received an enrollment update for fall 2020. Many thanks to Dr. Jerry Chmielewski, Ms. Carrie Birekbichler and Dr. Amanda Yale for presenting this information.

The 2011-2012 academic year marked the high-water mark for collective student enrollment in the State System. Except for SRU and West Chester, which achieved peak enrollments in 2018-2019 and 2019-2020 respectively, two of the remaining 12 schools peaked in enrollment in 2010-2011, with the remaining 10 schools peaking in enrolment in 2011-2012.

From 2010 to 2019 State System enrollment declined by 23,711 students, or by 19.8%. To curb the 6% decline in enrolment being experienced at SRU between 2011-2012 and 2014-2015 we began a market driven approach to program development. Over the next five years 11 undergraduate and 15 graduate level programs were developed by faculty. These new programs collectively added over 700 students to our headcount which equates to slightly more than 1.5%. While we were developing these new programs and recruiting students to stem enrollment losses, Clarion's enrollment decreased by 36%, California's decreased by 27%, and Edinboro's decreased by 46%.

Admittedly, our undergraduate enrollment decreased by 7% from 2010-2019, but graduate enrollment increased by 62%. Overall, our new programs added 749 students reflecting 96% of the enrollment target.

In 2015-2016 new programs generated net revenue of \$35,700, in 2016-2017 net revenue of \$384,900 was generated, in 2017-2018 net revenue of \$1,223,923 was generated. We are pleased to report that in 2018-2019 net revenue of \$1,522,400 was generated.

In summer 2020 we will be launching the Master of Science in Athletic Training, and in fall 2020 we will be launching the Master of Social Work and the Doctorate in Educational Administration.

Our enrollment numbers are impressive despite these challenging times.

Credit hours generated for the 2019 winter term are reported at +4.10% over the 2018 winter term.

Credit hours generated for the 2020 spring term reported have increased over the 2019 spring term. To date, after the continuous registration period ended, the university is reported to be currently up in credit hours generated by 1.0% as compared to the same time last year. The university gained over 100 deposits last week. Due to COVID-19, the enrollment deadline was moved from May 1 to June 1 this year.

New graduate student deposits are up for summer and the same as last year for the fall term. Retention at the freshman, sophomore and junior levels are comparable to rates from the same time last year.

We are appreciative of the academic planning and enrollment teams for their efforts.

Mr. Chairman, this concludes my report.

Finance Committee (Agenda, Appendix E)

The Finance and Administrative Affairs Committee met with the Council of Trustees earlier this morning and discussed several topics:

Amir Mohammadi, Senior Vice President for Administration, Global Engagement and Economic Development shared some preliminary information on that status of the FY 19 Sightlines facilities benchmarking results which included SRU's continued strong commitment to preventative maintenance, as well as a comparison of capital funding targets and KPI distribution over time. He also informed the committee members that Sightlines will present their full report at the September COT Meeting.

Scott Albert shared some construction progress photos from the recently completed Critchfield Park artificial turf installation and the Performing Arts project. He also provided a couple of updates on projects listed on the Facilities and Planning project list.

David Jacobson, principal, from CliftonLarsonAllen, presented the audit plan. Highlights of the presentation included the COVID-19 impact on academic year 2019-20, the expectations for 2020-21 academic year, and future GASB statements for the council's awareness.

Molly Mercer, Chief Financial Officer, presented the Financial and Budget Update including a recap of the estimated impacts of COVID-19, the financial outlook for the 2019-20 fiscal year and projections for the 2020-21 fiscal year. These projections considered the financial impact of COVID-19, and a synopsis of current work surrounding budget recovery strategies was also presented.

The following items were approved in committee to move forward for consideration by the full board.

- Contracts, Fixed Assets and Service & Supply Purchase Orders

Chairman Smith, this concludes my report.

Governance Committee (Agenda, Appendix F)

Trustee Matt Lautman, chair, provided the following report.

The Governance Committee met earlier today and addressed three action items and a number of informational items.

Jeff Smith, SRU representative of PACT (Pennsylvania Association of Council of Trustees), shared the next meeting of this group is scheduled September 28 & 29, 2020. Trustees are encouraged to engage in PACT activities. If you are interested in attending the fall meeting, registration information is available, contact Tina Moser.

The Trustee Accountability Self-Assessments were briefly discussed and more in-depth discussion will occur at a Trustee Workshop to be scheduled sometime in July.

The President's Evaluation Process was briefly discussed. Trustee Lautman requested President Behre share the evaluation timeline and the final assessment to Council members next week.

Resolution: Order of Succession. A resolution was reviewed and approved in committee for further consideration by the full board. The resolution is in accordance with Board of Governors Policy 1983-14-A: Appointing Interim and Acting Chief Executive Officers, and requires that each PASSHE University President develop and publish an Order of Succession identifying, in rank order, members of its university executive management team, who will act on behalf of the president in his absence.

Resolution: Appointing SRU Faculty Representative to the Council. A resolution was reviewed and approved for further consideration by the full board. The resolution appoints Dr. Lia Paradis, Associate Professor, History Department and Co-Director, Stone House Center for Public Humanities, as the Slippery Rock University representative to the Interim Faculty Council, to participate in non-executive session meetings as a non-voting liaison to the Slippery Rock University Council of Trustees for the academic year 2020/2021 (July 1, 2020 – June 30, 2021).

The slate of officers for nomination was presented with a motion by Trustee Taylor, second by Trustee Vessella. Officers serve a one-year term with consideration for a second term in accordance with Council bylaws. The slate of officers will be presented for approval by the full board at the June meeting.

Matt Lautman, Chair
Elise Michaux, Vice-Chair
Samantha Hawk, Secretary

Calendar items were provided for Council Information.

Mr. Chair, this concludes my report.

University Advancement Committee (Agenda, Appendix G)

Trustee Robert Taylor chairs the University Advancement Committee. He provided the following report.

The Council of Trustees University Advancement Committee met on the morning of June 4, 2020, via Zoom Video Conferencing. The meeting was called to order by committee chairperson Bob Taylor.

- Dennis Washington, Vice President for University Advancement, provided a report on the University Advancement Reorganization.
- Samantha Swift provided a campaign update and development activity as of May 15, 2020.
- Gift Income as of April 30, 2020, totaled \$2,349,089
- Giving Day: Day of Caring, a 24-hour online fundraising campaign, took place on May 1, 2020
- Contributions totaling \$261,440 were received through 1,833 donations. This total represents an 88% increase over the 2019 Giving Day
- Announced Fiscal Year 2020-21 Goals

- Kelly Bailey and Samantha Swift reported on Alumni Engagement as of May 15, 2020.
- The Alumni Engagement and Development teams have been actively reaching out to alumni and friends of the institution providing Zoom Happy Hours via location. To date, ZOOM get-togethers included North & South Carolina, Cincinnati & Columbus, Harrisburg, Florida, Texas, and the West Coast.
- The Slippery Rock University Alumni Association announced the 2020 Rock Solid 10 Under 10 award winners.
 - Shawn Bean '11
 - Audrianna Bly '11
 - Savannah DeLeon '15
 - Brandon Fusco '10
 - Jordan Grady '15, '16
 - Marcie Johnson '13
 - Mike Madden '12
 - Sean Murphy '11
 - Benjamin O'Leary '10
 - Christine Wojnarwsky '14
- Provided the Slippery Rock University Foundation, Inc. and the SRUF Campus Housing financial reports as of April 30, 2020.
- Total Net Assets & Liabilities of the SRU Foundation, Inc. totaled \$39,364,802
- The Slippery Rock University Foundation, Inc. investment portfolio value totaled \$32,268,240
- The SRUF Campus Housing Inc. & subsidiary Net Assets & Liabilities totaled \$109,245,793

Executive Session (Agenda, Appendix H)

Council met this morning in executive session with President Behre. No report: closed session.

ITEMS FOR COUNCIL ACTION

Contracts (TAB 6) (Appendix I), Fixed Assets, (TAB 7), (Appendix J), Service and Supply Purchase Orders (TAB 8), Appendix K)

Trustee Young moved, second by Trustee Angelucci, approval of Contracts. Motion carries unanimously.

Trustee McCarrier moved, second by Trustee Young, approval of Fixed Assets. Motion carries unanimously.

Trustee McCarrier moved, second by Trustee Angelucci, approval of Service and Supply Purchase Orders. Motion carries unanimously.

Resolution: Order of Succession (Appendix L)

Trustee Lautman moved, second by Trustee Young, approval of the Order of Succession. Motion carries unanimously.

SRU Council of Trustees: Election of Officers, 2020-2021

Trustee Angelucci moved, second by Trustee Young, approval of the slate of officers for 2020-2021. Motion carries unanimously.

Matt Lautman, chair
Elise Michaux, vice-chair
Samantha Hawk, secretary

COT Resolution: Appointing Faculty Liaison to the SRU Council of Trustees (Appendix M)

Trustee McCarrier moved, second by Trustee Michaux, approval to appoint Dr. Lia Paradis, Associate Professor, History Department and Co-Director, Stone House Center for Public Humanities as the Slippery Rock University representative to the Interim Faculty Council, to participate in non-executive session meetings as a non-voting liaison to the Slippery Rock University Council of Trustees for the academic year 2020 / 2021 (July 1, 2020 – June 30, 2021). Motion carries unanimously.

INFORMATION ITEMS**Next Meeting:**


September 24 & 25, 2020

Facilities and Planning Active Project List (Cabinet Report) (TAB 11) (Appendix N)**HR Personnel Items (TAB 12) (Appendix O)****Financial Report (TAB 13) (Appendix P)****Divisional Reports (TAB 19)****FOR THE GOOD OF THE ORDER**

Trustee Ionta offered thanks to President Behre and his Cabinet for conducting an outstanding and very informative new trustee orientation earlier this week. Many thanks to Chair Smith for his leadership to the Council.

With no further business, the Slippery Rock University Council of Trustees business meeting adjourned at 1:30 p.m.

Respectfully Submitted:



Tina L. Moser, Administrative Liaison to the SRU Council of Trustees

**Slippery Rock University Council of Trustees
University Advancement Committee Meeting
July 29, 2020**

9:30 a.m. via ZOOM (with telephone capabilities)

Members Present: Robert Taylor, chair, Jeff Smith, Joshua Young, Bill McCarrier

Members Absent: Dan Lavallee

The Council of Trustees of Slippery Rock University of PA held a University Advancement Committee meeting July 29, 2020, 9:30 a.m., via ZOOM due to COVID-19 restrictions. There was no physical location for this meeting in accordance with safety precautions and social distancing requirements.

The purpose of this meeting was to discuss the effect on Slippery Rock University Advancement operations including the activities and plans going forward in light of the Slippery Rock University/Edinboro University collaboration directed by the Chancellor and the Board of Governors of the Pennsylvania State System of Higher Education.

The public was invited to participate by joining via ZOOM or by telephone.

Robert Taylor, chair of the University Advancement Committee, called the meeting to order. Chair Taylor opened the meeting by sharing that the purpose of this meeting is to be provided an update from the administration about the collaboration that was announced last week between Slippery Rock University and Edinboro. Many of us [Council] have been contacted by friends, alumni and others who care about the university and are inquiring as to what this collaboration means for Slippery Rock University.

From an advancement perspective, how this decision might impact the brand of SRU as we have a strong brand. We want to maintain our current donors and expand upon a stronger donor base, continue to reach out to interested corporations, and further develop our alumni base. What strategies going forward will prepare our followers, our supporters and others as a result of this collaboration?

President Behre shared that we need creative, thoughtful and out of the box thinking to enhance this collaboration. The language at the Chancellor's Office is that this is an affiliation. Though somewhat vaguely defined, it could mean sharing a few staff members, a few faculty members, and engage in academic program collaboration. However, the model that is currently being vetted is a more substantial integration. This affiliation will maintain two very distinct brands.

President Behre further explained, ACT 50 gives the Board of Governors the ability to act. However, it is on a timeline. The Board has three years to do this. Therefore, this is an aggressive timeline to explore this affiliation. The affiliation would have to be in place by fall of 2022 for the BOG to stay within the timeframe allowed under legislation.

Currently, a financial analysis is being completed. There are three affiliations proposed:

Mansfield University/Lock Haven University
Clarion University, California University of PA
Slippery Rock University/Edinboro University

We are distinct in that we are the only school financially strong in these scenarios.

It will be financially smart to do this. Getting a single administrative structure, joint faculty, sharing resources, and student population of 12,000 is going to create economies of scale and efficiencies.

The next step is determining how the curriculum and back offices work together. The proposal will go to the Board of Governors winter 2021. ACT 50 require the Board of Governors take time for testimony and take a vote in spring of 2022.

This will emerge a single administration and very closely aligned faculty and curriculum. Under Act 188 the Council of Trustees will remain separate for each institution.

There are incredible opportunities with this plan and we can actually thrive in this new structure. There are, however, threats. One, for example, is the debt load on Edinboro. This is the fundamental risk.

Trustees should be asking a lot of questions about this debt. If the System absorbs the debt, this is less of a threat to us.

We have shared the Chancellor's communications about these affiliations out on social media. We have kept the Alumni Board and the Foundation Board updated on the communications shared about this proposed structure.

We have thought about the effect on our current donors, and especially during this pandemic, we have been doing a lot of outreach through phone calls. We have added language about this affiliation in our conversation with donors. Donors and friends who have remained very much engaged in the community are taking a cautious approach. Our donors and friends who are supportive, though are more distant, did not have this on their radar, therefore, it was not an issue.

We have assured our donors and friends this is not a threat as all scholarship monies will remain within the University. For a capital campaign, we need to focus on scholarships and brick and mortar.

The greater threat to us right now is the pandemic as individuals are less likely to pledge right now. Donors and friends are concerned with their finances, family hardships, etc. It is also very difficult to make a substantial ask via ZOOM or phone call. Donors want us at the table, face-to-face. We need to temper our capital campaign in these times.

We are preparing a joint letter with Mike Ross, president, Alumni Association and Matt Lautman, chair, of the Council of Trustees. Our letter will go out to our alumni with information about the pandemic, which includes language about the affiliation.

In terms of our brand, we are so fortunate to have one of the strongest brands among the System institutions and in Western, PA. We are the most selective school in all of PASSHE. The brands will be separate, so we see no risk.

We welcome comments, guidance, and ideas from Council as we move forward with this affiliation. Council can be helpful in the coming months to begin to frame a position for the Board of Governors. Particularly, where you see points of concern.

We will continue to update Council as we move forward with this affiliation. Council has a different voice to the Board of Governors so we respectfully ask that you use this voice when the times comes to share your thoughts.

We need to come at this with an open mind. President Behre does believe there are opportunities with this affiliation. This makes an awful lot of sense. We would be acting irresponsibly if we would not consider this opportunity.

Chairman Taylor asked Dennis Washington, vice president, University Advancement, to offer any comments. Dr. Washington offered that we are in the quiet stage of our campaign right now. We have to be very clear with our alumni that what they give to SRU stays with SRU.

In addition, Dr. Washington offered two points moving forward:

- 1) In this environment, it's going to take us longer in the campaign and in the quiet phase.
- 2) We've got to have an opportunity to engage face to face with our donors. However, we are engaging more with our donors through ZOOM opportunities and phone calls to stay connected with them in these times. During this pandemic, we need to be understanding and patient as we continue to engage with our donors.

Trustee Dominic Ionta shared his thoughts. While not specifically for this committee, he was wondering what the temporary line in the staff chart is going to like when we do this. Are there any temporary agreements? Any joint services and how does that look? In the cost efficiencies area, 80% of our budget deals with staffing, how does our staffing compare with Edinboro's staffing? Going into this affiliation we need some type of strategic plan, focus groups, develop specific strategies and action plans. What integration strategies are we going to end up with? A great deal has not yet been identified.

President Behre shared that Terrence Mitchell will join SRU as a Special Assistant to the President for Diversity and Inclusion. This is a shared agreement with Edinboro. Similarly, discussion is occurring right now around grant operations and purchasing operations.

Trustee Taylor thanked Council for participating in this important discussion and offered thanks to President Behre and Dr. Washington for sharing their comments and recommendations as we prepare for this affiliation.

With no further discussion or comments from Council, Trustee Taylor adjourned the University Advancement Committee.

Respectfully submitted,



Tina L. Moser
Administrative Liaison to the SRU Council of Trustees

Minutes of the Special Meeting

Slippery Rock University Council of Trustees

Tuesday, August 4, 2020

9:00 a.m., via ZOOM (with telephone capabilities)

The Council of Trustees of Slippery Rock University of PA held a Special Meeting on Tuesday, August 4, 2020, 9:00 a.m., via ZOOM due to COVID-19 restrictions. There was no physical location for this meeting in accordance with safety precautions and social distancing requirements.

Chairman Matt Lautman called the meeting to order.

The purpose of the Special Meeting was to review and vote on a proposal to reduce the Smith Student Center fee and the Aebersold Recreation fee by 50% for the 2020-2021 academic year.

ROLL CALL:

Trustees present: Alfonso Angelucci, Samantha Hawk, Dominic Ionta, Dan Lavalley, Elise Michaux, Matt Lautman, William McCarrier, Jeff Smith, Robert Taylor, Suzanne Vessella, Joshua Young

Dr. Lia Paradi, faculty liaison to the Council of Trustees, was present for the meeting.

Public Comments: No individuals registered through the President's Office to offer public comment. There were no public comments from the floor.

Purpose for Action:

In response to the COVID-19 pandemic, SRU is implementing a very low-density model for the fall 2020 semester. As part of that model, our plans called for a reduction in the number of residential students living on campus, streamlined activities, and a reduction of the number of in-person classes, in order to mitigate the spread of the virus. Currently, the Smith Student Center and the Aebersold Recreation Center will remain open, but with limited capacity. Student life and recreation staff members will be creating virtual social, fitness and recreation programs.

Discussion:

Trustees called for an in-depth budgetary review of the Smith Student Center and Aebersold Recreation Center facilities to be presented at the Council of Trustees September 24, 2020 quarterly board meeting.

STUDENT CENTER FEE: The State System of Higher Education requires that student unions be funded through a student fee. The Student Union fee provides for the fiscal support of Student Union programs, services, and operations including maintenance, utilities, staffing, equipment, and special activities and events. Currently, the majority of this fee pays the debt service on the Smith Student Center building.

This action will provide fee relief to our students by reducing the Student Center fee by 50% for the 2020/21 academic year. This reduction would result in an academic year savings of \$210.50 per full-time undergraduate and graduate student.

Trustee Smith moved, second by Trustee Ionta to approve reducing the Student Center fee by 50% for the 2020/2021 academic year. No negative votes. No abstentions. Motion carries unanimously.

RECREATION CENTER FEE: This fee supports the overall auxiliary operation of the Office of Campus Recreation to include facility management of the Aebersold Student Recreation Center (ARC), McFarland Outdoor Recreation Complex (MAC), Ski Lodge, REACH high and low rope Courses, deck hockey arena, Campground, & Disc Golf Course. The fee supports informal recreation and wellness services, facility maintenance, equipment, student and professional staffing, and facility reservations. The fee supports major programs that are offered at the fitness center, climbing wall, aquatic center, MAC, Ski Lodge, and REACH ropes courses, including activities such as Intramurals, Club sports, group fitness, and outdoor adventures, etc. This fee also covers the creation and maintenance of distance recreation activities.


This action will provide fee relief to our students by reducing the Recreation Center fee by 50% for the 2020/21 academic year. The reduction would result in an academic year savings of \$110.00 per full-time undergraduate and graduate student.

Trustee Smith moved, second by Trustee Angelucci, to approve reducing the Recreation Center fee by 50% for the 2020/2021 academic year. No negative votes. No abstentions. Motion carries unanimously.

President Behre offered thanks to trustees for their time and action today. "Our students will appreciate this."

With no further discussion or action, Chair Lautman called for adjournment, Trustee Hawk moved, all were in favor. Meeting adjourned.

Respectfully submitted,



Tina L. Moser

Administrative Liaison to the Council of Trustees

**Comprehensive Planning Narrative
Slippery Rock University of Pennsylvania**

**As submitted
September 4, 2020**

Reports should be no more than 15 pages.

Executive Summary

Provide a brief (one page) narrative of the university's plan, based on the projected enrollment, revenue, and expenditure information provided in the completed templates. Consider copying and pasting from Sustainability Plan Version 2 narrative, then update as appropriate.

Executive Summary:

Slippery Rock University has pursued a series of strategies that have positioned us as a market leader in a highly competitive environment. The success across these strategies has led to our financial stability and resiliency, with the strongest contributors being high-quality student supports to achieve strong retention at all levels, intentional growth in STEMH disciplines, and development and successful implementation of new market-driven graduate programs. The Covid-19 circumstances will challenge SRU's progress across all these areas and introduces risk to both recruitment and retention, as well as financial challenges for auxiliary operations that will not be utilized to their capacity.

SRU has strong underlying core metrics across the organization and has attended to these fundamentals, including alignment of employee FTE to the revenue levels of the university. However, SRU faces the second year of static pricing, but an increased need for student scholarship commitments and contractual cost increases. In short, the cost of our centrally negotiated contracts has exceeded, and will likely continue to exceed, our ability to raise tuition and fees. These issues for E&G were overcome in FY20 and substantially mitigated in FY21 due to curtailment of many traditional expenses due to changes in campus operations and support through Covid-19 relief funding to offset some recurring and most incremental costs. FY22 and beyond reflect the challenges associated with the imbalance between relatively static revenues and growing costs.

To address these challenges, SRU had developed a two-year pricing plan that was supported by market studies and ensured financial support for higher-need students; however, due to circumstances with Covid-19, it was necessary to withdraw this proposal and it is unclear when future pricing proposals can be considered. SRU is committed to effectively managing its resources and will pursue all opportunities to do so; however, to meet requirements to balance E&G in FY23, drastic cuts such as eliminating Plant and Capital Expenditures and significant reliance on turnover are required, such steps are not sustainable in the long term.

SRU has historically maintained a steady level of reserves, with unrestricted net assets within a consistent, healthy level as assessed through the sustainability metrics. SRU is now seeing construction occur on long-awaited DGS projects such as the Performing Arts Center and the Student Services & Success Center, each of which requires a substantial university one-time financial contribution. These projects, as well as pending work for science and engineering needs driven by our enrollment shifts towards STEMH, will result in a reduction in net assets over the planning time horizon. SRU will need to utilize its net assets to support these requirements.

Despite these challenges, SRU will continue to invest to take our performance to higher levels. Details on these efforts are contained within our Strategic Goals, which focus on improvements to retention and out-of-state recruitment. In the current pandemic environment, these efforts have included redeploying underemployed individuals from some areas of university operations, such as residence life, to retention.

SRU has taken great initiative with academic planning, with the addition of 25 new degree programs in the past seven years at the graduate and undergraduate levels to meet market needs. SRU's future academic plans include select opportunities that allow us to continue to build existing programs and to add new programs judiciously with an eye toward market needs, as well as opportunities to partner with other System universities on shared program opportunities.

SRU has carefully and deliberately positioned itself to achieve success in numerous areas critical to our performance and financial resiliency. Covid-19 and the imbalance of rising costs and revenue limitations represent significant challenges that must be planned for and overcome.

Part 1: Strategy Narrative

Complete one page for each of the university's top 2-3 strategies that are moving the university toward achieving their mission and strategic plan within the context of financial sustainability. Consider copying and pasting from January 2020 Goals submission, then update as appropriate. Copy this page, as needed, to complete for each of the top strategies.

Identifying strategic goals within major strategy categories

Strategy Categories (Check all that apply):	x	Student Success	x	Financial Sustainability
		Affordability		Academic Program Array
	x	Diversity/Inclusion		Other
Strategic Goal:	Increase student success by increasing student progression			
Strategic Goal(s) description and populations impacted:				
<p>Since fall 2010, persistence rates for first-time, full-time students have remained stable between 81 and 83%. Covid-19 has added to the uncertainty around student progression rates for fall 2021.</p> <p>By 2023, improve student first-time, full-time second-year persistence rate based upon a three-year average retention rate of 81.7% (2016, 2017, 2018 first-time, full-time cohorts) by one percent using a portfolio of interventions, including life design, targeted financial aid, and focused intrusive advising/outreach, to improve student success.</p>				
Anticipated student success or Financial Sustainability outcomes:				
<p>Improvements in student progress will enhance student success that will enable students to improve time to degree, graduate with less debt and more efficiently attain their degree, allowing them to enter the workforce in a timely manner. We also expect that retention and graduation gaps for special populations will decrease. At the same time, the university's financial position will be enhanced as increases in retention have a direct link to the university's financial outcomes.</p>				
Strategy funding and resources:				
<p>Slippery Rock University Task Force for Improving Student Success, Retention and Completion - The president has charged the Slippery Rock University Task Force for Improving Student Success, Retention and Completion with providing recommendations on how to improve the University's efforts in the areas of student success, retention and degree completion.</p> <ul style="list-style-type: none"> In collaboration with the student success coaches establish a process to perform academic outreaches to first-year and continuing students Merge and integrate academic advisement and career education and development services in order to implement and support life design Implement a contract with Civitas Learning for Inspire, Illume, Impact and College Scheduler to improve retention research and pinpoint specific areas of opportunity for student persistence improvement and growth. Design and implement other initiatives that are designed to enhance student progression and improve time to degree <p>Resources: Staff that are underutilized due to the Covid-19 pandemic have been reassigned to support academic outreach initiative. The Civitas contract is a three-year contract that was funded by reserves.</p>				
Multi-campus and Systemwide implications, if applicable:				
None				

Part 1: Strategy Narrative

Complete one page for each of the university's top 2-3 strategies that are moving the university toward achieving their mission and strategic plan within the context of financial sustainability. Consider copying and pasting from January 2020 Goals submission, then update as appropriate. Copy this page, as needed, to complete for each of the top strategies.

Identifying strategic goals within major strategy categories

Strategy Categories (Check all that apply):	<input type="checkbox"/>	Student Success	x	Financial Sustainability
	<input type="checkbox"/>	Affordability	x	Academic Program Array
	<input type="checkbox"/>	Diversity/Inclusion		Other
Strategic Goal:	Maintain undergraduate enrollment by expanding out-of-state markets.			
Strategic Goal(s) description and populations impacted:				
To extend specific out-of-state secondary markets with a focus on expanding brand awareness and enrollment growth. By 2023, increase out-of-state undergraduate first-time, full-time student enrollment by 30 students per year, 28% from 2019 base year.				
Anticipated student success or Financial Sustainability outcomes:				
Since fall 2015, new first-time, full-time, out-of-state enrollment has declined by over 100 students (Fall, 2015 enrolled 212 first-time, full-time OOS students, by Fall 2019, new first-time, full-time OOS enrollments declined to 107 students.				
New enrollment of 15 OOS students with a 3.0 GPA is required to offset the annual investment. These students will be assessed a reduced nonresident tuition rate with an average annual cost of \$25,560. In addition, retention of OOS students using an average out-of-state retention rate, will add 98 non-resident FTE to overall enrollments when the program is fully implemented. Successful implementation of the OOS				
Strategy funding and resources:				
In an effort to reinvigorate OOS enrollment, a comprehensive digital and traditional marketing and recruitment plan was implemented during the 2019-2020 recruitment cycle.				
SRU's recent Ruffalo Noel-Levitz pricing study provide data showing the need to develop market awareness in OOS markets				
Strategies outlined in the plan represents a transitional out-of-state strategy for increasing our out-of-state enrollment for the 2019-2020 recruitment year. The plan is to recover the lost out-of-state enrollment in the next two-three years. In addition, the plan will build brand awareness, build first-time full-time enrollment, build URM enrollment, and build enrollments in specific programs of interest.				
<ul style="list-style-type: none"> I. Increased Boots on the Ground Recruitment II. Increased in Operational Budget – Name Search & Travel III. Increased Digital Marketing Outreaches & Out-of-Home Traditional IV. Increase Scholarship Awards for Out-of-State Students. 				
Reallocation of existing resources and use of reserves will fund the initiative.				
Multi-campus and Systemwide implications, if applicable:				
None				

Part 2: Enrollment Projections Used for Revenue Assumptions

Provide a brief description of the university's realistic enrollment projections, including:

1. Rationale for the projections and what the university is doing to achieve those projections (new academic programs, fees, etc.). Include only approved academic programs.
2. Explanation of any specific new revenue associated with those projections (new programs, pricing or fees (both E&G and Auxiliary)).
3. Anticipated impact of the COVID-19 pandemic and the university's associated mitigation strategies on enrollment.

Rationale for enrollment trends and projections:

SRU's E&G Revenues are projected to remain stable over the next several years, with modest growth associated with new, approved programs at the graduate level. SRU's enrollment has withstood a series of negative pressures affecting our key markets, including declining high school demographics, abundance of higher education institutions in the region, and pricing/discounting pressures. Overall, SRU's Fall FTE enrollment has been stable over the most recent three-year period (down 0.3%), with expected future growth of 2.5% through FY 2023, mostly connected with newer degree programs.

SRU's graduate enrollment continues to substantially contribute to the positive overall enrollment patterns. Graduate Fall enrollment has grown by 12.1% over the most recent three-year period and expected future growth from FY21 through FY23 is approximately 9%. The introduction of 15 market-driven graduate programs since 2014 has been a key factor in capturing adult markets and achieving enrollment and success in a highly challenging climate. Future graduate enrollment projections include anticipated enrollments for the Masters in Social Work, our newest graduate degree program as well as continued growth in newer programs.

Undergraduate enrollment has remained relatively stable despite a challenging external environment. Undergraduate enrollment has declined 1.8% over the most recent three-year period (Fall FTE) and is expected to grow only marginally, with 1.6% of future growth from FY21 through FY23. Much of this growth will be achieved through retention efforts, not recruiting new students. Factors affecting this trend including declining high school demographics and significant drops in community college enrollments resulting in lower incoming transfer levels. SRU's strategies to offset these challenges include growth in out-of-state enrollment and retention, as outlined in our goal documents. SRU's strong retention rates are critical in achieving the steady levels of undergraduate enrollment and strong graduation rates, including a three-year average first-to-second year retention of 81.7%, with a goal to improve this by 1% in the final year of the plan.

Fall 2020 reflects the first year of a joint degree program with Quanzhou University of Information Engineering (QUIE) in China. The program is based in China with a headcount of 60 students in FY21, with future incoming cohorts of 100 annually, throughout the planning horizon. This program is established at a lower contractual rate as compared to SRU base tuition.

The variability of the Covid-19 pandemic, both short and long term, will continue put the enrollment outlook at risk. For example, while undergraduate enrollment is relatively stable for fiscal 20/21, this is being achieved through improvements in retention that are offsetting a smaller first year class. The smaller first year class and increases in new graduate students will continue to affect SRU for the entire planning horizon. Additional detrimental events, such as reductions in transfer students or more students taking a gap year, could occur. In addition, the annualized enrollment in Fiscal 19/20 and 20/21 is affected by the cancellation of internships due to Covid-19 and the replacement of online coursework in earlier Summer 2020 terms within Fiscal 19/20. Annualized trends for 20/21 are adversely affected by this shift, which is planned to normalize for Summer 2021.

Explanation of any new specific revenue:

Components driving improvements in tuition and fees are outlined above. Fiscal 2020 and 2021 contain revenue associated with the Federal and State stimulus programs in response to Covid-19. These funds are supporting primarily incremental expenses and these revenue sources will not continue.

SRU is not anticipating any new fees or revenue sources currently. To address the challenge of rising contractual costs and increased need to support student scholarships, SRU had developed a two-year pricing plan that was supported by market studies and ensured financial support for higher-need students; however, due to circumstances with Covid-19, it was necessary to withdraw this proposal and future pricing proposal are currently under consideration.

FTE Enrollment

	FY 2018-19	FY 2019-20	% Change	FY 2020-21	% Change	FY 2021-22	% Change	FY 2022-23	% Change
Fall FTE Enrollment									
Clock Hour	0.00	0.00	n/a	0.00	n/a	0.00	n/a	0.00	n/a
Undergraduate	7,384.87	7,316.07	-0.9%	7,250.48	-0.9%	7,286.24	0.5%	7,367.46	1.1%
Graduate	884.29	894.73	1.2%	991.10	10.8%	1,056.14	6.6%	1,079.97	2.3%
Total Fall FTE Enrollment	8,269.16	8,210.80	-0.7%	8,241.58	0.4%	8,342.37	1.2%	8,447.43	1.3%
Annualized FTE Enrollment									
Undergraduate (includes clock hour)	7,717.58	7,750.16	0.4%	7,435.04	-4.1%	7,644.59	2.8%	7,732.37	1.1%
Graduate	1,271.43	1,278.82	0.6%	1,376.73	7.7%	1,438.16	4.5%	1,460.68	1.6%
Total Annualized FTE Enrollment	8,989.00	9,028.98	0.4%	8,811.77	-2.4%	9,082.76	3.1%	9,193.05	1.2%

Part 3: Financial Overview – E&G

Provide a brief description of the university's assumptions for the Educational and General (E&G) revenues and expenses. Consider copying and pasting from Sustainability Plan Version 2 narrative, then update as appropriate.

E&G Revenues:

SRU's E&G Revenues are projected to remain stable over the next several years, with modest growth associated with new, approved programs, increased retention, and out-of-state recruitment. SRU's E&G tuition and fee revenues grew by \$1.0M or 1% from FY19 to FY20 and in future years is expected to continue to be relatively stable, projected at \$97.5M, \$101.9M and \$104.1M for FY21, FY22, and FY23, respectively.

SRU has accomplished this stability through continuing to evolve our strategic enrollment management plans for our traditional undergraduate markets, and by diversifying enrollment through the introduction of several market-driven graduate programs. Growth in graduate populations have, and will in the future, offset challenges in the undergraduate sector. Additionally, SRU's partnership with QUIE and will likely see steady growth.

Our efforts around retention and our competitiveness with out-of-state students are key initiatives with our current and future revenue stability. Improvements in both retention and out of state enrollment are reflected in the future year's revenue projections, consistent with our goals. However, the variability of the Covid-19 pandemic, both short and long term, will continue to make the overall university enrollment, and therefore the revenue outlook more tenuous than otherwise expected.

All tuition and fee components for future years have been increased by 1%, as directed in the CPP instructions. E&G Revenues in FY21 include Covid-19 related stimulus funds of \$2.9M. Partially offsetting the stimulus funds is a reduction in revenues for outside programs, revenues, and other factors due to Covid-19 restrictions. Fiscal 2022 and beyond assume normal operations for the university, with no sources of external stimulus funding, and resumption of these revenue sources that have been curtailed by the Covid-19 pandemic.

Summer enrollment in Fiscal 19/20 and 20/21 is affected by the cancellation of internships due to Covid-19 and the replacement of online coursework in earlier Summer 2020 terms. The annual revenue in 19/20 grew as a result of this change, however the Fiscal 20/21 intersession revenue is approximately \$2M lower than the prior year as a result of this shift.

Appropriation has remained flat in all years of the plan, as directed in the CPP instructions. Notwithstanding impacts of Covid-19 circumstances as described above, other revenue sources remain fairly level throughout the planning horizon.

E&G Expenses:

Historically SRU's expense levels have been effectively balanced providing the necessary investments for targeted program growth, while continuing to operate within the revenue constraints. The future years of the planning horizon present significant challenges, primarily due to higher contractual labor costs at a time when our ability to raise tuition may be limited because of the lingering economic effects of the pandemic. The immediate timeframes of FY20 and FY21 have seen curtailed expenses in several areas due to the Covid-19 circumstances, and in some cases there has been expenditure relief through stimulus funds. FY22 through FY23 reflect the resumption of normal campus operations and the return of these recurring levels of expenditures necessary to operate the campus at full capacity without any substantial increase in tuition and fee revenue.

As our largest expense, personnel costs are closely managed to ensure the financial health of E&G. Practices such as Cabinet review of all positions, including replacements, has allowed us to capture higher level of vacancy savings and evaluate options for movement of individuals around the university rather than replacing lines. However, despite the efforts to manage complement, the annual compounded effects of the CBA's outpace revenue growth, at 3.1% in FY 22 and 3.9% in FY23.

In terms of personnel, SRU is committed to maximizing the use of existing resources to improve retention, through the implementation of several initiatives as outlined in the Strategic Goals. The goals surrounding retention have been supported through the Fiscal 2021 redeployment of individuals whose work has been disrupted by the Covid-19 circumstances (approximately 18.4 FTE's for Fall 2020) throughout the university towards student outreach and support and other high priority vacancy areas.

Personnel costs have been impacted either favorably or adversely by the Covid-19 circumstances, depending on circumstance. In FY20, SRU experienced reduced overtime and increased vacancies due to the closure of campus operations during the Spring and Summer timeframes, contributing favorable unplanned savings of approximately \$0.7M collectively. In FY21, the primary items impacting personnel costs due to the pandemic include unfavorable increased distance education payments for faculty of approximately \$1.0M, and reallocated individuals from auxiliary operations to the E&G retention efforts described above, of approximately \$0.5M. Additionally, FY 21 Faculty is 12 FTE lower than our Sustainability Plan V2 estimates. This decrease is associated with Covid-19 circumstances such as disruptions of delivery of certain courses and lower incoming freshman enrollment.

Student Aid expense has grown substantially in recent years. This has been done to help the University to meet its mission of serving students from a variety of backgrounds and in order to remain competitive in attracting high quality students. When considering both institutional aid and private support, our scholarship investments have grown by 100% between 2010 and 2019 and are reaching levels of \$8.0M in FY 21.

SRU's debt levels have remained within recommended ranges for financial health but require annual debt service of approximately \$3.0M, or approximately 2.5% of the budget, throughout the duration of this plan.

The Fall 2020, and (likely) Spring 2021 terms, represent low-density operations on the physical campus. These restrictions will reduce certain operational expense including Utilities, Travel, and Services & Supplies. These decreased expenses, along with aid funds associated with Covid-19 relief, have supported strong results in 19/20 and are assisting in mitigating the budget gap for Fiscal 2021 to (\$1.0M). However, normal campus operations are expected to resume following the Covid-19 circumstances and Fiscal 2022 and 2023 reflect the recurring levels of expenditures. In addition, increased CBA costs and limited opportunity for revenue growth due to high school graduation demographics and likely limitations on tuition and fee increases will likely result in a deficit of \$3.0M for Fiscal 2022.

To meet the plan requirements, Fiscal 2023 is balanced, but only through full elimination of the Plant transfer, all capital expenditures, and an increased reliance on turnover. These measures are not sustainable in the long term. SRU will continue to leverage all available opportunities to continue to achieve long term financial sustainability, although the factors of rising contractual personnel costs paired with constraints on revenue growth present a significant obstacle and limited solutions.

Part 3: Financial Overview – AUXILIARY

Provide a brief description of the university's assumptions for the Auxiliary revenues and expenses. Consider copying and pasting from Sustainability Plan Version 2 narrative, then update as appropriate.

Auxiliary Revenues:

The auxiliary operations at SRU have historically been financially healthy, despite market pressures that have limited traditional undergraduate enrollment. Collectively the auxiliaries have worked diligently to manage their costs to avoid fee increases, with fees held flat since fiscal 2018. These efforts have resulted in SRU having the second lowest cost of attendance in the State System.

The fiscal 20/21 financial outlook for the auxiliary operations has been significantly affected by the Covid-19 circumstances. In mid-summer of 2020, SRU assessed the data on the infection rates and risks associated with having a densely populated campus and implemented a series of decisions that have led to a reduced density model and 50% fee reductions in the Recreation Center and Student Center. The lower on-campus density has resulted in closing of two traditional residence halls and reduced occupancy levels in SRU's apartment facility, resulting in approximately 15% occupancy of University-owned housing for Fall 2020, and corresponding downward adjustments to Dining Services participation. The reductions in auxiliary planned revenue for FY21 total \$13.2M, with a portion of this lost revenue recoverable through outside contracts, such as with our dining provider.

The planning approach for Fiscal 2022 and beyond presumes that operations will return to their historical levels. That assumption can be confirmed once there is a clearer outlook on the national steps being taken with the virus. The auxiliaries have historically been healthy enterprises and if operations resume normally in Fiscal 2022 and beyond, SRU's auxiliaries are expected to continue to be healthy into the future.

Auxiliary Expenses:

As noted above, historically to keep auxiliary operations healthy, costs have been carefully managed to avoid fee increases where possible. With respect to fiscal 21's Covid-19 circumstances, cost reduction steps have been implemented throughout these operations. These include reducing outside contracts, placing certain buildings in reduced-occupancy mode, and shifting personnel to other roles on campus. Debt at each auxiliary varies but has historically been within healthy ranges.

Collectively, the Auxiliary Operations are planned to have a deficit of \$2.8M for FY21. SRU is suspending plant transfers and utilizing operating and plant reserves for each respective auxiliary as a temporary measure to cover budgetary shortfalls in fiscal 20/21 associated with the Covid-19 circumstances.

As noted above, the planning assumptions for Fiscal 2022 and beyond presume that operations will return to their historic revenue and cost levels.

Unrestricted FTE Employees and Associated Metrics

	Target	FY 2018-19	FY 2019-20	% Change	FY 2020-21	% Change	FY 2021-22	% Change	FY 2022-23	% Change
Fall FTE Faculty, net of shared faculty	n/a	419.31	439.64	4.8%	422.20	-4.0%	435.52	3.2%	435.52	0.0%
Annualized Unrestricted FTE Faculty, net of turnover	n/a	419.59	437.25	4.2%	425.38	-2.7%	432.05	1.6%	434.00	0.5%
Annualized Unrestricted FTE Nonfaculty, net of turnover	n/a	474.03	472.49	-0.3%	478.11	1.2%	481.89	0.8%	481.92	0.0%
Fall FTE Student/Fall FTE Faculty Ratio	20.7	19.7	18.7		19.5		19.2		19.4	
Annualized FTE Student/ Annualized FTE Nonfaculty Ratio	n/a	19.0	19.1		18.4		18.8		19.1	

Part 4: Overall Impact on Unrestricted Net Assets

Provide a brief description of the university's planned use of unrestricted net assets, including any strategic initiatives and capital investments. Consider copying and pasting from Sustainability Plan Version 2 narrative, then update as appropriate.

Overall Impact on Unrestricted Net Assets:

The net assets of the university have not grown, but rather have remained relatively stable over time and have been preserved to support current and upcoming facility investment associated with new academic programs and shifts of enrollment towards STEMH disciplines. The planning horizon through Fiscal 2023 reflects the needed use of these funds towards each specific project.

E&G net assets, encompassing Unrestricted Plant Reserves, have been encumbered and designated for several key projects that have been in the planning phases for several years. Two projects administered by DGS, the Performing Arts Center and the Student Success Center, have overages that are committed to funded by these sources. DGS has experienced delays in both projects and the expenditures have finally begun in Fiscal 2019/20 and will continue into Fiscal 2021 and 2022. With respect to science and engineering, these represent significant investments and have timing requirement to align to our students' lab needs. Enrollment in STEMH majors has outpaced our overall enrollment significantly, and growth within the STEMH disciplines has been a key factor to our financial health in recent years. SRU has not had new science buildings or renovations and overhauls of these facilities in recent years and these fund commitments will support bringing our facilities to the levels they need to be to support these critical program areas.

Overall E&G net assets decline from \$60.6M at the start of FY21 to \$36.4M through FY23 as a result of the timing of these investments. Additionally, projected E&G operating deficits in FY21 and FY22 are reducing net assets by \$1.0M and \$3.0M, respectively. All efforts will be taken to manage both costs and revenues to limit the need to utilize reserves.

Auxiliary net assets will support the FY21 budgetary shortfalls associated with the Covid-19 circumstances. Through the years, auxiliaries have funded recurring transfers to Plant to save for future facility needs. Auxiliaries with more aged facilities, such as the Recreation Center, are evaluating their future facilities needs and as decisions are reached regarding the next steps, the uses of those reserves may be incorporated into future years.

**Financial Projections
Unrestricted Activity (Educational & General and Auxiliary Enterprises)**

	FY 2018-19	FY 2019-20	Change	%	FY 2020-21	Change	%	FY 2021-22	Change	%	FY 2022-23	Change	%
Total E&G Budget													
Total Revenues	\$143,516,496	\$144,323,562	0.6%		\$144,289,214	0.0%		\$146,484,535	1.5%		\$148,708,311	1.5%	
Total Expenditures and Transfers to Plant Funds	142,900,354	140,045,651	-2.0%		145,318,053	3.8%		149,488,895	2.9%		148,708,311	-0.5%	
Revenues Less Expenditures/Transfers to Plant Funds	\$616,142	\$4,277,911	594.3%		(\$1,028,839)	-124.1%		(\$3,004,360)	n/a		\$0	n/a	
Surplus/(Deficit)—Excludes Transfers to Plant Funds	\$8,338,603	\$8,746,954	4.9%		\$2,096,517	-76.0%		\$120,996	-94.2%		\$0	-100.0%	
Total Auxiliary Budget													
Total Revenues	\$23,534,049	\$20,720,364	-12.0%		\$9,482,387	-54.2%		\$23,352,338	146.3%		\$23,659,102	1.3%	
Total Expenditures and Transfers to Plant Funds	22,713,020	19,402,578	-14.6%		12,300,892	-36.6%		22,615,320	83.9%		23,044,505	1.9%	
Revenues Less Expenditures/Transfers to Plant Funds	\$821,029	\$1,317,786	60.5%		(\$2,818,505)	-313.9%		\$737,018	n/a		\$614,597	-16.6%	
Surplus/(Deficit)—Excludes Transfers to Plant Funds	\$3,232,538	\$2,820,292	-12.8%		(\$2,818,505)	-199.9%		\$2,586,439	n/a		\$2,464,018	-4.7%	
Total Unrestricted (E&G and Auxiliary) Budget													
Total Revenues	\$167,050,545	\$165,043,926	-1.2%		\$153,771,601	-6.8%		\$169,836,873	10.4%		\$172,367,413	1.5%	
Total Expenditures and Transfers to Plant Funds	165,613,374	159,448,229	-3.7%		157,618,945	-1.1%		172,104,215	9.2%		171,752,816	-0.2%	
Revenues Less Expenditures/Transfers to Plant Funds	\$1,437,171	\$5,595,697	289.4%		(\$3,847,344)	-168.8%		(\$2,267,342)	n/a		\$614,597	n/a	
Surplus/(Deficit)—Excludes Transfers to Plant Funds	\$11,571,141	\$11,567,246	0.0%		(\$721,988)	-106.2%		\$2,707,435	n/a		\$2,464,018	-9.0%	
Total Estimated Unrestricted Net Assets	\$81,401,389	\$80,987,109	-0.5%		\$74,765,121	-7.7%		\$56,127,248	-24.9%		\$55,191,266	-1.7%	
Total Estimated End of Year Cash Balance	\$98,404,467	\$99,485,072	1.1%		\$93,263,084	-6.3%		\$74,625,211	-20.0%		\$73,689,229	-1.3%	

Projected Ratios resulting from the Annual Projection Plan - Will NOT Match Final Metric Results

	Target ¹	FY 2018-19	FY 2019-20	FY 2020-21	FY 2021-22	FY 2022-23
Fall FTE Student/Fall FTE Faculty Ratio	20.7	19.7	18.7	19.5	19.2	19.4
Fall FTE Student/Fall FTE Faculty						
Estimated Student/Nonfaculty Ratio	n/a	19.0	19.1	18.4	18.8	19.1
Annualized FTE Student/Annualized FTE Nonfaculty						
Estimated Annual Operating Margin ²	>2%	3.7%	4.2%	n/a	n/a	n/a
End of Year Surplus/(Deficit)—excluding Transfers to Plant/Total Revenues						
Estimated Annual Primary Reserve Ratio ²	>40%	47.8%	47.1%	n/a	n/a	n/a
Estimated End of Year Balance in Net Assets/Total Expenses						
Estimated Minimum Reserves ²	>180 days	244	251	n/a	n/a	n/a
Unrestricted cash/365/Total unrestricted expenses						

¹Target for student/faculty ratio is based on fall 2010 FTE student and fall 2010 FTE faculty. Other targets reflect the procedure/standard requirements for overall financial sustainability.

²Ratios are for one year only; ratios used in the sustainability scorecard are based on a three-year rolling average.

Part 5: Academic Program Strategies

Briefly describe anticipated changes to the academic program array, as applicable. Note: this is for academic planning and does not substitute for the new program proposal or notification process. It also does not preclude seizing upon unforeseen or innovative opportunities.

New credentials (degrees, credit-bearing certificates) to be added over the indicated planning period and a brief rationale for why *this* credential and why *this* university.

Next two years (add cells as needed):

6-Digit Program CIP Code	Credential level and type	Program Name	Brief Rationale
	B.S.	Esports	Market needs; buildings upon existing expertise across several departments
	M.S.	Esports	Market needs; builds upon existing expertise across several departments

Next three to five years (add cells as needed):

6-Digit Program CIP Code	Credential level and type	Program Name	Brief Rationale
	B.S.	Chemical Engineering	Market needs; complements existing engineering and science programs
	B.S.	Electrical Engineering	Market needs; complements existing engineering and science programs
	B.S.	Construction Management	Market needs; complements existing programs
	M.S.	Nonprofit Leadership	Market needs; builds upon existing expertise and undergraduate curriculum
	M.S.	Early Childhood Education	Market needs; complements existing programs
	Ed.D.	Early Childhood Education	Market needs; complements existing programs

Credentialing programs being considered for curtailment over the indicated planning period--whether by moratorium or by consolidating with program(s) at one or more State System universities in order to share delivery, and a brief rationale.

Next two years (add cells as needed):

6-Digit Program CIP Code	Credential level and type	Program Name	M	C	Brief Rationale
160101	BA	French		x	Open to sharing
160901	BSED	Secondary Ed: French		x	Open to sharing
160905	BSED	Secondary Ed: Spanish		x	Open to sharing
310301	BS	Resort, Recreation and Hospitality Management		x	Open to sharing
520901	MS	Hospitality and Tourism Management		x	Open to sharing
500901	BM	Music Education		x	Open to sharing
512305	BM	Music Therapy		x	Open to sharing
513801	BSN	Nursing		x	Open to sharing
430104	MA	Criminal Justice		x	Open to sharing
512309	MS	Adapted Physical Activity		x	Open to sharing
131401	MA	TESOL		x	Open to sharing
110104	MS	Health Informatics		X	Open to sharing
270304	MS	Data Analytics		X	Open to sharing
230101	MA	English		X	Open to sharing
510706	MS	Health Information Management		X	Open to sharing
510913	MS	Athletic Training		X	Open to sharing
520301	MACC	Accountancy		X	Open to sharing

What impact will the above actions have on the academic program array metrics (i.e., student/faculty ratio, average section size, number of programs) in the coming years?

Note: All financial and workload projections are based on the current program array, including approved new programs, and are used to project changes in the student/faculty ratio. In completing this section, address any further changes to the student/faculty ratio based on the proposed changes to program array reflected above.

Over the past seven years, Slippery Rock has added 25 new degree programs at the graduate and undergraduate levels to meet market needs: 1) MBA (2013); 2) M.Ed. in Technology for Online Instruction (2015); 3) Ed.D. in Special Education (2015); 4) M.S. in Data Analytics (2015); 5) M.S. in Physician Assistant (2016); 6) BFA in Dance; (2016); 7) B.S. in Petroleum and Natural Gas Engineering; 8) B.S. in Corporate Security; 9) B.S. in Homeland Security (2016); 10) MPH/Public Health; 11) MMT/Music Therapy; 12) M.A. in TESOL (2016); 13) M.S. in Health Informatics; 14) B.S. in Industrial and Systems Engineering (2016); 15) OTD/Occupational Therapy Doctorate (2018) ; 16) Healthcare Information Management (2018); 17) BFA Acting (Fall 2019); 18) M.S. in Hospitality and Tourism Management (2019); 19) B.S. in Cybersecurity (2019); 20) Civil Engineering (2019); 21) B.S. in Mechanical Engineering; 22) MSW/Social Work; 23) MACC/Accountancy; 24) Ed.D. in Educational Leadership and Administration (2019); and (25) MSAT/Athletic Training (2020).

These new programs have contributed greatly to our continued success as an institution while serving regional market needs. In Fall 2020, 941 students are enrolled in these programs. Given our successful track record of launching new programs, we do not expect any significant change to the student/faculty ratio, as we plan new programs with that ratio in mind. Our goal is to continue to build existing programs and to add new programs judiciously with an eye toward market needs.

As illustrated above, Slippery Rock also is open to sharing several programs with sister institutions.

FY 2021-22 Comprehensive Planning Process (CPP) Projections Workbook
 Slippery Rock University of Pennsylvania
 Board-Affirmed Metrics (BAM)

Student Success Measures

	University Historical Data						System Total	Original University Projections January 2020 ¹				Revised University Projections September 2020			
	2015-16	2016-17	2017-18	2018-19	2019-20	2020-21		2021-22	2022-23	2019-20	2020-21	2021-22	2022-23		
Enrollment	6,736.32	9,049.10	9,061.77	8,989.00	8,942.45	8,741.51	9,074.57	n/a	9,028.98	8,811.77	9,082.76	9,193.05			
Annualized FTE Enrollment ²	91.6%	91.0%	90.4%	90.3%	91.1%	90.1%	90.0%	89.8%	91.1%	90.6%	90.8%	90.8%			
Credit Completion Ratio	83.3%	82.6%	81.1%	80.9%	83.4%	n/a	n/a	n/a	83.4%	85.2%	81.7%	82.7%			
Student Outcomes															
Six-Year Graduation Rate, First-Time, Full-Time Bachelor Degree Seeking	68.3%	66.1%	66.6%	67.9%	68.3%	66.8%	67.9%	66.2%	68.9%	68.4%	67.3%	65.3%			
Six-Year Graduation Rate, All Entering Bachelor Degree Seeking	65.8%	65.8%	66.5%	67.1%	n/a	n/a	n/a	n/a	68.2%	67.8%	66.5%	67.5%			

¹ Original University Projections for Annualized FTE Enrollment, as provided in v2a sustainability plans submitted by universities in June 2020.

² Rates for 2019-20 are actuals

University Success Measures

	University Historical Data						System Total	Original University Projections January 2020 ³				Revised University Projections September 2020			
	2015-16	2016-17	2017-18	2018-19	2019-20	2020-21		2021-22	2022-23	2019-20 ⁴	2020-21	2021-22	2022-23		
Student Support Ratios															
Fall FTE Student/Fall FTE Faculty Ratio ³	20.3	20.4	19.9	19.7	18.7	18.7	19.0	n/a	18.7	19.5	19.2	19.4			
Annualized FTE Student/Annualized FTE Nonfaculty Ratio	19.5	20.0	19.3	19.0	0.0	0.0	0.0	0.0	19.1	18.4	18.8	19.1			
Annual Operating Margin	3.1%	3.5%	3.2%	3.7%	n/a	n/a	n/a	n/a	4.2%	n/a	n/a	n/a			
Annual Primary Reserve Ratio	45.2%	48.0%	47.7%	47.8%	n/a	n/a	n/a	n/a	47.1%	n/a	n/a	n/a			
Minimum Reserves (Days)	224	266	250	244	197	197	n/a	n/a	251	n/a	n/a	n/a			
Viability Ratio	1.5	1.3	1.2	1.3	0.6	0.6	n/a	n/a	1.3	n/a	n/a	n/a			
Average Unmet Need	\$9,386	\$9,127	\$9,630	\$9,971	\$9,870	\$10,166	\$10,471	\$10,785	\$9,151	\$9,174	\$9,196	\$9,219			
Average Net Price	\$13,359	\$13,983	\$13,979	\$14,136	\$14,702	\$15,143	\$15,597	\$16,065	\$12,011	\$14,384	\$14,656	\$14,933			
Total Funds Raised ⁵	\$2,686,460	\$2,704,806	\$2,951,525	\$3,164,480	n/a	n/a	n/a	n/a	\$3,017,707	n/a	n/a	n/a			
Funds Raised per Annualized Student	\$308	\$299	\$326	\$352	n/a	n/a	n/a	n/a	\$334	n/a	n/a	n/a			

³ Fall FTE Student/Fall FTE Faculty Ratio, as calculated in v2a sustainability plans submitted by universities in June 2020. Excludes clock hour students and clock hour faculty.

⁴ Actual results for University Financial Strength ratios should be input using the updated Financial Risk Assessments available in the BI portal, via ESS. Updated Metrics will be available beginning on September 2, 2020.

⁵ These ratios are calculated on an annual basis, ratios in the sustainability scorecard use a three-year rolling average.

⁶ Total Funds Raised: Grand total amount (outright gifts only) from the Voluntary Support of Education Survey. See Appendix B.

Comparator Data

	2015-16	2016-17	2017-18	2018-19
4 Year Public, Degree Granting Institutions by Carnegie Classification/HBCU				
Baccalaureate	44.2%	44.1%	45.8%	43.8%
Masters	50.3%	51.1%	52.5%	53.8%
Doctorate	46.1%	46.6%	48.0%	49.8%
State Related	69.3%	69.3%	70.8%	71.8%
All Above Carnegie Classifications	48.9%	49.6%	51.1%	52.2%
HBCU	30.6%	32.0%	33.2%	34.8%
2 Year Retention Rate, Bachelor Degree Seeking Students				
Baccalaureate	73.5%	72.6%	72.2%	68.5%
Masters	76.5%	76.2%	76.3%	76.3%
Doctorate	73.7%	74.0%	73.0%	74.3%
State Related	87.3%	86.9%	86.6%	87.1%
All Above Carnegie Classifications	75.7%	75.4%	75.3%	75.1%
HBCU	65.8%	66.6%	66.9%	66.3%

FY 2021-22 Comprehensive Planning Process (CPP) Projections Workbook
Slippery Rock University of Pennsylvania
Impact of Coronavirus Pandemic

IT SHOULD TAKE NO LONGER THAN 45 MINUTES TO COMPLETE THIS TEMPLATE.

Revenues and expenses related to the first portion of HEERF funds for emergency student aid are reported separately at the bottom of this schedule. All other CARES Act funds appropriated to the university and any reimbursements anticipated from FEMA and/or PEMA (regardless of what fund they are recorded in) should be included in this schedule. Expenses should include any costs related to the COVID pandemic (e.g., payroll for student workers and eligible employee payroll costs; purchases of PPE, signage, etc.) and any savings realized from the suspension or renegotiation of certain contracts due to campus closures (e.g., dining or shuttle bus).

SIP Funds Only - Universities that received funds from the Strengthening Institutions or Strengthening HBCUs portion of the CARES Act can use those funds to replace lost revenue. If your university received these funds and plans to use them for this purpose, reflect on line 16 the amount of lost revenues, up to the amount received from this pool of funds.

Each university's CARES Act funds can be found in columns BL to BP of the Data & Reference tab of this template. Totals for rows 13, 14, and 48 should match amounts in the Data & Reference tab.

	UNIVERSITY		AFFILIATES		TOTAL	
	FY 2019-20	FY 2020-21	FY 2019-20	FY 2020-21	FY 2019-20	FY 2020-21
Revenues						
E&G Fee Refunds (enter as negative)	(\$965,769)	n/a	\$0	\$0	(\$965,769)	\$0
Auxiliary Fee Refunds (enter as negative)	(4,166,113)	n/a	(3,811,022)	0	(7,977,135)	0
Federal Contracts & Grants (CARES Act \$, excluding emergency student aid)	3,195,719	761,296	n/a	n/a	3,195,719	761,296
Federal Appropriations (CARES Act Title V \$)	545,738	2,211,824	n/a	n/a	545,738	2,211,824
Anticipated FEMA/PEMA \$	0	0	n/a	n/a	0	0
Lost E&G Fee Revenues Due to Campus Closure (enter as a negative)	n/a	(1,093,599)	n/a	0	n/a	(1,093,599)
Lost Auxiliary Revenues Due to Campus Closure (enter as a negative)	n/a	(13,238,346)	n/a	(10,015,775)	n/a	(23,254,121)
Lost Revenues (SIP Funds Only - see above) (enter as a negative)	0	0	n/a	n/a	0	0
Total Revenues	(\$1,390,425)	(\$11,358,825)	(\$3,811,022)	(\$10,015,775)	(\$5,201,447)	(\$2,973,120)
Expenses						
E&G						
Total Compensation (excluding distance education payments to faculty)	\$795,740	\$605,785	n/a	n/a	\$795,740	\$605,785
Distance Education Payments to Faculty (include payroll-related benefits)	\$0	\$880,150	n/a	n/a	0	880,150
Student Financial Aid (other CARES Act & used)	0	0	n/a	n/a	0	0
Technology to Support Remote Learning/Working	138,965	595,947	n/a	n/a	138,965	595,947
All Other Operating Expenses	85,497	1,290,569	n/a	n/a	85,497	1,290,569
Total E&G Expenses	\$1,020,202	\$3,372,451	\$0	\$0	\$1,020,202	\$3,372,451
Auxiliary						
Total Compensation	\$0	\$0	n/a	n/a	\$0	\$0
Technology to Support Remote Learning/Working	0	0	n/a	n/a	0	0
Contract Savings (e.g., dining services) (enter as a negative)	(1,936,163)	(5,429,458)	n/a	n/a	(1,936,163)	(5,429,458)
All Other Operating Expenses	0	0	n/a	n/a	0	0
Total Auxiliary Expenses	(\$1,936,163)	(\$5,429,458)	\$0	\$0	(\$1,936,163)	(\$5,429,458)
Total Expenses						
Total Compensation	\$795,740	\$605,785	n/a	n/a	\$795,740	\$605,785
Distance Education Payments to Faculty	0	880,150	n/a	n/a	0	880,150
Student Financial Aid	0	0	n/a	n/a	0	0
Technology to Support Remote Learning/Working	138,965	595,947	n/a	n/a	138,965	595,947
Contract Savings	(1,936,163)	(5,429,458)	n/a	n/a	(1,936,163)	(5,429,458)
All Other Operating Expenses	85,497	1,290,569	n/a	n/a	85,497	1,290,569
Total Expenses	(\$915,961)	(\$2,057,007)	\$0	\$0	(\$915,961)	(\$2,057,007)
Revenues Less Expenses	(\$474,464)	(\$9,301,818)	(\$3,811,022)	(\$10,015,775)	(\$4,285,486)	\$5,030,127
<i>Note: A deficit would reflect the fiscal impact on the university and the amount of institutional funds used for COVID-19 pandemic.</i>						
Emergency Student Aid Pass-Through:						
Revenues Received	\$3,433,500	\$243,535			\$3,433,500	\$243,535
Emergency Aid Awarded	\$3,433,500	\$243,535			\$3,433,500	\$243,535

Notes:

Board of Governors' Budget Request Summary
Slippery Rock University of Pennsylvania

EDUCATIONAL AND GENERAL BUDGET

Revenues	FY 2018-19	FY 2019-20	FY 2020-21	Percent Change	FY 2021-22	Percent Change	FY 2022-23	Percent Change
Tuition	\$79,883,016	\$80,757,116	\$79,069,245	-2.1%	\$82,647,937	4.5%	\$84,474,250	2.2%
Fees	18,537,107	17,535,128	18,456,073	5.3%	19,208,894	4.1%	19,606,357	2.1%
State Appropriation	38,926,348	39,786,283	39,786,283	0.0%	39,786,283	0.0%	39,786,283	0.0%
All Other Revenue	6,170,025	6,245,035	6,977,614	11.7%	4,841,421	-30.6%	4,841,421	0.0%
Total Revenues	\$143,516,496	\$144,323,562	\$144,289,214	0.0%	\$146,484,535	1.5%	\$148,708,311	1.5%
Expenditures								
Compensation Summary:								
Salaries and Wages	\$70,491,173	\$72,163,681	\$74,892,962	3.8%	\$76,674,700	2.4%	\$78,589,294	2.5%
Benefits	33,602,884	34,468,949	35,112,513	1.9%	36,869,314	5.0%	38,170,094	3.5%
Subtotal, Compensation	\$104,094,057	\$106,632,630	\$110,005,475	3.2%	\$113,544,014	3.2%	\$116,759,388	2.8%
Student Financial Aid	4,742,585	5,150,348	5,854,438	13.7%	5,998,938	2.5%	6,088,938	1.5%
Other Services and Supplies	22,962,177	20,327,198	22,863,166	12.5%	23,695,289	3.6%	24,107,760	1.7%
Subtotal, Services and Supplies	\$27,704,762	\$25,477,546	\$28,717,604	12.7%	\$29,694,227	3.4%	\$30,196,698	1.7%
Capital Expenditures and Debt Principal Payments	3,379,074	3,466,432	3,469,618	0.1%	3,125,298	-9.9%	1,752,225	-43.9%
Total Expenditures	\$135,177,893	\$135,576,608	\$142,192,697	4.9%	\$146,363,539	2.9%	\$148,708,311	1.6%
Revenues Less Expenditures	\$8,338,603	\$8,746,954	\$2,096,517		\$120,996		\$0	
Transfers to Plant Fund	7,722,461	4,469,043	3,125,356	-30.1%	3,125,356	0.0%	0	-100.0%
Revenues Less Expenditures and Transfers	\$616,142	\$4,277,911	(\$1,028,839)		(\$3,004,360)		\$0	
Loans To/From Auxiliary Fund	\$0	\$0	\$0	n/a	\$0	n/a	\$0	n/a
Total E&G/Plant Net Assets, Estimated End of Year Balance	\$62,020,740	\$60,634,318	\$57,430,835	-5.3%	\$39,206,523	-31.7%	\$36,406,524	-7.1%
E&G and Plant Cash, Estimated Beginning of Year Balance	\$77,341,880	\$78,937,192	\$83,305,220	5.5%	\$80,101,737	-3.8%	\$61,877,425	-22.8%
E&G and Plant Cash, Estimated End of Year Balance	\$78,937,192	\$83,305,220	\$80,101,737	-3.8%	\$61,877,425	-22.8%	\$59,077,426	-4.5%
Uses of Net Assets (mark with "X" all that apply)								
Surplus for targeted strategic initiatives	x	x						
Surplus for targeted ongoing expenses		x						
Supports one-time strategic initiatives in budget								
Supports ongoing expenses in budget								
Annualized FTE Enrollment								
Undergraduate	7,717.58	7,750.16	7,435.04	-4.1%	7,644.59	2.8%	7,732.37	1.1%
Graduate	1,271.43	1,278.82	1,376.73	7.7%	1,438.16	4.5%	1,460.68	1.6%
Total Annualized FTE Enrollment	8,989.00	9,028.98	8,811.77	-2.4%	9,082.76	3.1%	9,193.05	1.2%
FTE of Budgeted E&G Employees, Net of Turnover								
Faculty	419.59	437.25	425.38	(11.87)	432.05	6.67	434.00	1.95
Nonfaculty	448.06	446.47	457.54	11.07	455.32	(2.22)	455.35	0.03
Total FTE of Budgeted Employees	867.65	883.72	882.92	(0.80)	887.37	4.45	889.35	1.98

Board of Governors' Budget Request Summary
Slippery Rock University of Pennsylvania


UNRESTRICTED BUDGET (EDUCATIONAL AND GENERAL AND AUXILIARY)

Revenues	FY 2018-19	FY 2019-20	FY 2020-21	Percent Change	FY 2021-22	Percent Change	FY 2022-23	Percent Change
Tuition	\$79,883,016	\$80,757,116	\$79,069,245	-2.1%	\$82,647,937	4.5%	\$84,474,250	2.2%
Fees	23,348,885	17,902,074	20,809,769	16.2%	23,985,004	15.3%	24,430,212	1.9%
State Appropriation	38,926,348	39,786,283	39,786,283	0.0%	39,786,283	0.0%	39,786,283	0.0%
Auxiliary Sales	17,132,700	16,950,022	6,867,802	-59.5%	17,746,798	158.4%	18,005,817	1.5%
All Other Revenue	7,759,596	9,648,431	7,238,503	-25.0%	5,670,851	-21.7%	5,670,851	0.0%
Total Revenues	\$167,050,545	\$165,043,926	\$153,771,601	-6.8%	\$169,836,873	10.4%	\$172,367,413	1.5%
Expenditures								
Compensation Summary:								
Salaries and Wages	\$73,175,343	\$74,668,125	\$77,212,561	3.4%	\$79,063,792	2.4%	\$81,034,762	2.5%
Benefits	34,626,536	35,520,245	\$36,003,987	1.4%	37,929,072	5.3%	39,279,541	3.6%
Subtotal, Compensation	\$107,801,879	\$110,188,370	\$113,216,548	2.7%	\$116,992,864	3.3%	\$120,314,303	2.8%
Student Financial Aid	5,208,605	5,502,686	6,206,084	12.8%	6,464,958	4.2%	6,554,958	1.4%
Other Services and Supplies	37,530,317	33,224,571	30,527,950	-8.1%	38,968,302	27.6%	39,557,352	1.5%
Subtotal, Services and Supplies	\$42,738,922	\$38,727,257	\$36,734,034	-5.1%	\$45,433,260	23.7%	\$46,112,310	1.5%
Capital Expenditures and Debt Principal Payments	4,938,603	4,561,053	4,543,007	-0.4%	4,703,314	3.5%	3,476,782	-26.1%
Total Expenditures	\$155,479,404	\$153,476,680	\$154,493,589	0.7%	\$167,129,438	8.2%	\$169,903,395	1.7%
Revenues Less Expenditures	\$11,571,141	\$11,567,246	(\$721,988)		\$2,707,435		\$2,464,018	
Transfers to Plant Fund	10,133,970	5,971,549	3,125,356	-47.7%	4,974,777	59.2%	1,849,421	-62.8%
Revenues Less Expenditures and Transfers	\$1,437,171	\$5,595,697	(\$3,847,344)		(\$2,267,342)		\$614,597	
Loans To/From Auxiliary Fund	\$0	\$0	\$0	n/a	\$0	n/a	\$0	n/a
Total Unrestricted Net Assets, Estimated End of Year Balance	\$81,401,389	\$80,987,109	\$74,765,121	-7.7%	\$56,127,248	-24.9%	\$55,191,266	-1.7%
Total Unrestricted Cash, Estimated Beginning of Year Balance	\$99,631,960	\$98,404,467	\$99,485,072	1.1%	\$93,263,084	-6.3%	\$74,625,211	-20.0%
Total Unrestricted Cash, Estimated End of Year Balance	\$98,404,467	\$99,485,072	\$93,263,084	-6.3%	\$74,625,211	-20.0%	\$73,689,229	-1.3%
Uses of Net Assets (mark with "X" all that apply)								
Surplus for targeted future strategic initiatives	x	x						
Surplus for targeted future ongoing expenses		x						
Supports one-time strategic initiatives in budget								
Supports ongoing expenses in budget								
Annualized FTE Enrollment								
Undergraduate	7,717.58	7,750.16	7,435.04	-4.1%	7,644.59	2.8%	7,732.37	1.1%
Graduate	1,271.43	1,278.82	1,376.73	7.7%	1,438.16	4.5%	1,460.68	1.6%
Total Annualized FTE Enrollment	8,989.00	9,028.98	8,811.77	-2.4%	9,082.76	3.1%	9,193.05	1.2%
FTE of Budgeted Unrestricted Employees, Net of Turnover								
Faculty	419.59	437.25	425.38	-2.7%	432.05	1.6%	434.00	0.5%
Nonfaculty	474.03	472.49	478.11	1.2%	481.89	0.8%	481.92	0.0%
Total FTE of Budgeted Employees	893.62	909.74	903.49	-0.7%	913.94	1.2%	915.92	0.2%
Net Tuition Revenue per FTE Student	\$6,795	\$6,611	\$6,683		\$6,590		\$6,658	
<i>Undergraduate academic year tuition revenue less institutional aid/annualized undergraduate FTE enrollment. Note: this estimate may include aid awarded to graduate students.</i>								

ESTIMATED SUSTAINABILITY METRIC PROJECTIONS BASED ON AGGREGATED DATA; ACTUAL RESULTS WILL VARY.

	Actual	Actual	Estimated	Estimated	Estimated
Fall FTE Student/Fall FTE Faculty Ratio	19.7	18.7	19.5	19.2	19.4
<i>Fall FTE student/Fall FTE faculty (excludes clock hour students and faculty)</i>					
Student/Nonfaculty Ratio	19.0	19.1	18.4	18.8	19.1
<i>Annualized FTE Student/Annualized FTE Nonfaculty</i>					
Annual Operating Margin¹	3.7%	4.2%	n/a	n/a	n/a
<i>Total Annual Revenues less Total Annual Expenses/Total Annual Revenues</i>					
Annual Primary Reserve Ratio¹	47.8%	47.1%	n/a	n/a	n/a
<i>Estimated End of Year Balance in Expendable Net Assets/Total Expenses before Transfers</i>					
Minimum Reserves Ratio¹	244	251	n/a	n/a	n/a
<i>Unrestricted Total Cash*365/Unrestricted Total Operating Expenses (excluding capital and transfers)</i>					
Viability Ratio	Ratio cannot be calculated based on level of information provided in this template;				
<i>Expendable Net Assets/Total Outstanding Debt ratio is calculated in annual financial risk assessments.</i>					
Nonfaculty Costs/Unrestricted Revenues	29.5%	29.6%	33.7%	31.5%	31.9%
<i>Total Unrestricted Nonfaculty Compensation/Total Unrestricted Revenues</i>					

¹ Ratios are calculated on an annual basis; ratios in the sustainability scorecard use a three-year rolling average. 2019-20 actual results will be available beginning September 2, 2020.



SLIPPERY ROCK UNIVERSITY
COUNCIL OF TRUSTEES

Commendation


PRESENTED TO:

Senator Mary Jo White


In recognition of your outstanding service
and especially your leadership in fostering communication
between and among the trustees and students, the integrity you
demonstrated in the face of having to make hard decisions,
and the honor you have brought to the University
through your dedication and achievements.



Presented on behalf of the
Slippery Rock University Council of Trustees

A handwritten signature in black ink, appearing to be "Matt Lautman", written over a horizontal line.

Matt Lautman, Chair



SLIPPERY ROCK UNIVERSITY
COUNCIL OF TRUSTEES

Commendation


PRESENTED TO:

Thomas Breth

In recognition of your outstanding service and especially your leadership in fostering communication between and among the trustees and students, the integrity you demonstrated in the face of having to make hard decisions, and the honor you have brought to the University through your dedication and achievements.



Presented on behalf of the
Slippery Rock University Council of Trustees

A handwritten signature in black ink, appearing to be "Matt Lautman", written over a horizontal line.

Matt Lautman, Chair