


**Summary Institution-Level Pass Rate Data: Traditional Teacher Preparation Program Within IHE**


		<b>HEOA - Title II 2019 - 2020 Academic Year</b>				
<b>Institution Name</b>		SLIPPERY ROCK UNIV OF PA				
<b>Institution Code</b>		2658				
<b>State</b>		Pennsylvania				
		<i>April 5, 2021</i>				
		<b>Statewide</b>				
<b>Group</b>	<b>Number Taking Assessment<sup>1</sup></b>	<b>Number Passing Assessment<sup>2</sup></b>	<b>Institutional Pass Rate</b>	<b>Number Taking Assessment<sup>1</sup></b>	<b>Number Passing Assessment<sup>2</sup></b>	<b>Statewide Pass Rate</b>
All program completers, 2019-20	207	125	60%	4684	3197	68%
All program completers, 2018-19	205	133	65%	4659	3277	70%
All program completers, 2017-18	236	162	69%	4779	3560	74%

Note: In cases where there are less than ten students taking the assessment or license/certificate, the number passing and pass rate are not reported.

<sup>1</sup> Number of completers taking one or more assessments within their area of specialization.

<sup>2</sup> Summary level "Number Taking Assessment" may differ from assessment level "Number Taking Assessment" because each student is counted once at the summary level but may be counted in multiple assessments at the assessment level.


**Single Assessment Institution-Level Pass Rate Data: Traditional Teacher Preparation Program Within IHE**

	<b>HEOA - Title II 2019 - 2020 Academic Year</b>
	<b>Institution Name</b> SLIPPERY ROCK UNIV OF PA
	<b>Institution Code</b> 2658
	<b>State</b> Pennsylvania


April 5, 2021

Assessment Information <sup>1</sup>	Group	Number Taking Assessment	Number Passing Assessment	Institutional Pass Rate	Institutional Average Scaled Score	Assessment Cut Score <sup>2</sup>	Statewide			
							Number Taking Assessment	Number Passing Assessment	Statewide Pass Rate	Statewide Average Scaled Score
<b>AGRICULTURE (5701)</b>  Test Company: ETS Score Range: 100-200	All enrolled students who have completed all nonclinical courses, 2019-20						8			
	Other enrolled students, 2019-20						3			
	All program completers, 2019-20						11	11	100%	165
	All program completers, 2018-19						13	13	100%	175
	All program completers, 2017-18						13	13	100%	176
<b>ART CONTENT KNOWLEDGE (5134)</b>  Test Company: ETS Score Range: 100-200	All enrolled students who have completed all nonclinical courses, 2019-20						15	13	87%	166
	Other enrolled students, 2019-20						39	33	85%	169
	All program completers, 2019-20						91	77	85%	169
	All program completers, 2018-19						85	76	89%	168
	All program completers, 2017-18						88	79	90%	169
<b>BIOLOGY CONTENT KNOWLEDGE (0235)</b>  Test Company: ETS Score Range: 100-200	All enrolled students who have completed all nonclinical courses, 2019-20	3				147	20	19	95%	165
	Other enrolled students, 2019-20	2				147	34	33	97%	168
	All program completers, 2019-20	4				147	106	101	95%	169
	All program completers, 2018-19	10	10	100%	166	147	94	91	97%	168
	All program completers, 2017-18	8				147	109	107	98%	169
<b>BUSINESS ED CONTENT KNOWLEDGE (5101)</b>  Test Company: ETS Score Range: 100-200	All enrolled students who have completed all nonclinical courses, 2019-20									
	Other enrolled students, 2019-20						16	15	94%	177
	All program completers, 2019-20						8			
	All program completers, 2018-19						17	17	100%	171
	All program completers, 2017-18						18	17	94%	174

**Single Assessment Institution-Level Pass Rate Data: Traditional Teacher Preparation Program Within IHE**

		<b>HEOA - Title II 2019 - 2020 Academic Year</b>								
<b>Institution Name</b>	SLIPPERY ROCK UNIV OF PA									
<b>Institution Code</b>	2658									
<b>State</b>	Pennsylvania									
							<i>April 5, 2021</i>			
Assessment Information <sup>1</sup>	Group	Number Taking Assessment	Number Passing Assessment	Institutional Pass Rate	Institutional Average Scaled Score	Assessment Cut Score <sup>2</sup>	Statewide			
							Number Taking Assessment	Number Passing Assessment	Statewide Pass Rate	Statewide Average Scaled Score
<b>CHEMISTRY CONTENT KNOWLEDGE (0245)</b>  Test Company: ETS Score Range: 100-200	All enrolled students who have completed all nonclinical courses, 2019-20	1				154	2			
	Other enrolled students, 2019-20						18	10	56%	159
	All program completers, 2019-20	1				154	20	19	95%	168
	All program completers, 2018-19						30	27	90%	166
	All program completers, 2017-18	3				154	44	42	95%	169
<b>CHINESE (MANDARIN) WORLD LANGUAGE (5665)</b>  Test Company: ETS Score Range: 100-200	All enrolled students who have completed all nonclinical courses, 2019-20									
	Other enrolled students, 2019-20									
	All program completers, 2019-20						1			
	All program completers, 2018-19									
	All program completers, 2017-18									
<b>CITIZENSHIP ED CONTENT KNOWLEDGE (5087)</b>  Test Company: ETS Score Range: 100-200	All enrolled students who have completed all nonclinical courses, 2019-20									
	Other enrolled students, 2019-20						2			
	All program completers, 2019-20						14	14	100%	171
	All program completers, 2018-19						11	9	82%	159
	All program completers, 2017-18						11	10	91%	163
<b>CORE ACADEMIC SKILLS FOR ED: MATH (5732)</b>  Test Company: ETS Score Range: 100-200	All enrolled students who have completed all nonclinical courses, 2019-20	22	20	91%	151	142	369	290	79%	152
	Other enrolled students, 2019-20	84	66	79%	147	142	1230	973	79%	153
	All program completers, 2019-20	90	65	72%	149	142	1407	1137	81%	153
	All program completers, 2018-19	96	83	86%	155	142	1527	1251	82%	154
	All program completers, 2017-18	121	109	90%	156	142	1488	1327	89%	157


Single Assessment Institution-Level Pass Rate Data: *Traditional Teacher Preparation Program Within IHE*

	<b>HEOA - Title II 2019 - 2020 Academic Year</b>	
	Institution Name	SLIPPERY ROCK UNIV OF PA
	Institution Code	2658
	State	Pennsylvania

April 5, 2021

Assessment Information <sup>1</sup>	Group	Number Taking Assessment	Number Passing Assessment	Institutional Pass Rate	Institutional Average Scaled Score	Assessment Cut Score <sup>2</sup>	Statewide			
							Number Taking Assessment	Number Passing Assessment	Statewide Pass Rate	Statewide Average Scaled Score
<b>CORE ACADEMIC SKILLS FOR ED: READING (5712)</b>  Test Company: ETS Score Range: 100-200	All enrolled students who have completed all nonclinical courses, 2019-20	26	25	96%	169	156	399	358	90%	170
	Other enrolled students, 2019-20	106	99	93%	168	156	1386	1241	90%	171
	All program completers, 2019-20	99	92	93%	170	156	1539	1414	92%	171
	All program completers, 2018-19	95	90	95%	170	156	1569	1462	93%	172
	All program completers, 2017-18	124	121	98%	172	156	1522	1459	96%	173
<b>CORE ACADEMIC SKILLS FOR ED: WRITING (5722)</b>  Test Company: ETS Score Range: 100-200	All enrolled students who have completed all nonclinical courses, 2019-20	30	23	77%	165	162	422	313	74%	164
	Other enrolled students, 2019-20	105	75	71%	164	162	1501	1060	71%	165
	All program completers, 2019-20	105	71	68%	164	162	1555	1164	75%	165
	All program completers, 2018-19	101	78	77%	166	162	1591	1237	78%	166
	All program completers, 2017-18	127	102	80%	166	162	1491	1245	84%	167
<b>CORE ACADEMIC SKILLS FOR EDUCATORS: MATH (5733)</b>  Test Company: ETS Score Range: 100-200	All enrolled students who have completed all nonclinical courses, 2019-20						44	38	86%	154
	Other enrolled students, 2019-20	14	14	100%	162	142	552	495	90%	165
	All program completers, 2019-20	1				142	41	39	95%	170
	All program completers, 2018-19						5			
	All program completers, 2017-18						3			
<b>CORE ACADEMIC SKILLS FOR EDUCATORS: READING (5713)</b>  Test Company: ETS Score Range: 100-200	All enrolled students who have completed all nonclinical courses, 2019-20						41	30	73%	163
	Other enrolled students, 2019-20	8				156	566	483	85%	170
	All program completers, 2019-20	1				156	35	32	91%	177
	All program completers, 2018-19						1			
	All program completers, 2017-18						1			


**Single Assessment Institution-Level Pass Rate Data: Traditional Teacher Preparation Program Within IHE**

	<b>HEOA - Title II 2019 - 2020 Academic Year</b>	
	Institution Name	SLIPPERY ROCK UNIV OF PA
	Institution Code	2658
	State	Pennsylvania


April 5, 2021

Assessment Information <sup>1</sup>	Group	Number Taking Assessment	Number Passing Assessment	Institutional Pass Rate	Institutional Average Scaled Score	Assessment Cut Score <sup>2</sup>	Statewide			
							Number Taking Assessment	Number Passing Assessment	Statewide Pass Rate	Statewide Average Scaled Score
<b>CORE ACADEMIC SKILLS FOR EDUCATORS: WRITING (5723)</b>  Test Company: ETS Score Range: 100-200	All enrolled students who have completed all nonclinical courses, 2019-20						59	40	68%	162
	Other enrolled students, 2019-20	24	18	75%	163	162	786	514	65%	163
	All program completers, 2019-20	1				162	50	34	68%	166
	All program completers, 2018-19	1				162	6			
	All program completers, 2017-18						3			
<b>EARTH AND SPACE SCIENCES - CK (5571)</b>  Test Company: ETS Score Range: 100-200	All enrolled students who have completed all nonclinical courses, 2019-20						3			
	Other enrolled students, 2019-20						6			
	All program completers, 2019-20						14	12	86%	166
	All program completers, 2018-19	1				157	16	14	88%	165
	All program completers, 2017-18	1				157	18	18	100%	169
<b>ED OF DEAF AND HARD OF HEARING (5272)</b>  Test Company: ETS Score Range: 100-200	All enrolled students who have completed all nonclinical courses, 2019-20									
	Other enrolled students, 2019-20									
	All program completers, 2019-20						5			
	All program completers, 2018-19						10	10	100%	168
	All program completers, 2017-18						2			
<b>ENGLISH LANGUAGE ARTS: CK (5038)</b>  Test Company: ETS Score Range: 100-200	All enrolled students who have completed all nonclinical courses, 2019-20	2				167	47	43	91%	180
	Other enrolled students, 2019-20	1				167	88	78	89%	179
	All program completers, 2019-20	14	14	100%	180	167	304	287	94%	180
	All program completers, 2018-19	18	16	89%	179	167	299	284	95%	180
	All program completers, 2017-18	16	15	94%	181	167	350	334	95%	181


**Single Assessment Institution-Level Pass Rate Data: Traditional Teacher Preparation Program Within IHE**

		<p align="center"><b>HEOA - Title II 2019 - 2020 Academic Year</b></p>								
Institution Name		SLIPPERY ROCK UNIV OF PA								
Institution Code		2658								
State		Pennsylvania								
							April 5, 2021			
Assessment Information <sup>1</sup>	Group	Number Taking Assessment	Number Passing Assessment	Institutional Pass Rate	Institutional Average Scaled Score	Assessment Cut Score <sup>2</sup>	Statewide			
							Number Taking Assessment	Number Passing Assessment	Statewide Pass Rate	Statewide Average Scaled Score
<b>FAMILY AND CONSUMER SCIENCES (5122)</b>  Test Company: ETS Score Range: 100-200	All enrolled students who have completed all nonclinical courses, 2019-20						1			
	Other enrolled students, 2019-20						4			
	All program completers, 2019-20						3			
	All program completers, 2018-19						5			
	All program completers, 2017-18						5			
<b>FRENCH WORLD LANGUAGE (5174)</b>  Test Company: ETS Score Range: 100-200	All enrolled students who have completed all nonclinical courses, 2019-20						1			
	Other enrolled students, 2019-20						1			
	All program completers, 2019-20						2			
	All program completers, 2018-19						4			
	All program completers, 2017-18	1				162	5			
<b>FUNDAMENTAL SUBJECTS (5511)</b>  Test Company: ETS Score Range: 100-200	All enrolled students who have completed all nonclinical courses, 2019-20	5				150	63	58	92%	173
	Other enrolled students, 2019-20	2				150	223	217	97%	177
	All program completers, 2019-20	45	45	100%	172	150	611	586	96%	174
	All program completers, 2018-19	26	26	100%	176	150	655	644	98%	176
	All program completers, 2017-18	33	32	97%	173	150	684	674	99%	176
<b>GENERAL SCI CONTENT KNOWLEDGE (0435)</b>  Test Company: ETS Score Range: 100-200	All enrolled students who have completed all nonclinical courses, 2019-20						4			
	Other enrolled students, 2019-20						8			
	All program completers, 2019-20	2				146	16	15	94%	169
	All program completers, 2018-19	1				146	11	10	91%	162
	All program completers, 2017-18						15	15	100%	167

**Single Assessment Institution-Level Pass Rate Data: Traditional Teacher Preparation Program Within IHE**

		<b>HEOA - Title II 2019 - 2020 Academic Year</b>									
Institution Name		SLIPPERY ROCK UNIV OF PA									
Institution Code		2658									
State		Pennsylvania									
							April 5, 2021				
							Statewide				
Assessment Information <sup>1</sup>	Group	Number Taking Assessment	Number Passing Assessment	Institutional Pass Rate	Institutional Average Scaled Score	Assessment Cut Score <sup>2</sup>	Number Taking Assessment	Number Passing Assessment	Statewide Pass Rate	Statewide Average Scaled Score	
<b>GERMAN WORLD LANGUAGE (5183)</b>  Test Company: ETS Score Range: 100-200	All enrolled students who have completed all nonclinical courses, 2019-20										
	Other enrolled students, 2019-20										
	All program completers, 2019-20						3				
	All program completers, 2018-19						2				
	All program completers, 2017-18						2				
<b>HEALTH AND PE (5857)</b>  Test Company: ETS Score Range: 100-200	All enrolled students who have completed all nonclinical courses, 2019-20	3				160	14	12	86%	165	
	Other enrolled students, 2019-20	1				160	16	14	88%	168	
	All program completers, 2019-20	30	26	87%	166	160	166	141	85%	166	
	All program completers, 2018-19	15	14	93%	170	160	132	120	91%	169	
	All program completers, 2017-18	22	22	100%	170	160	146	136	93%	168	
<b>HEALTH EDUCATION (5551)</b>  Test Company: ETS Score Range: 100-200	All enrolled students who have completed all nonclinical courses, 2019-20						3				
	Other enrolled students, 2019-20										
	All program completers, 2019-20						23	16	70%	160	
	All program completers, 2018-19						16	10	63%	162	
	All program completers, 2017-18						20	15	75%	161	
<b>LATIN (5601)</b>  Test Company: ETS Score Range: 100-200	All enrolled students who have completed all nonclinical courses, 2019-20										
	Other enrolled students, 2019-20						1				
	All program completers, 2019-20						4				
	All program completers, 2018-19						5				
	All program completers, 2017-18						2				

**Single Assessment Institution-Level Pass Rate Data: Traditional Teacher Preparation Program Within IHE**


	<b>HEOA - Title II 2019 - 2020 Academic Year</b>
	<b>Institution Name</b> SLIPPERY ROCK UNIV OF PA
	<b>Institution Code</b> 2658
	<b>State</b> Pennsylvania

April 5, 2021

Assessment Information <sup>1</sup>	Group	Number Taking Assessment	Number Passing Assessment	Institutional Pass Rate	Institutional Average Scaled Score	Assessment Cut Score <sup>2</sup>	Statewide			
							Number Taking Assessment	Number Passing Assessment	Statewide Pass Rate	Statewide Average Scaled Score
<b>MATHEMATICS CONTENT KNOWLEDGE (5161)</b>  Test Company: ETS Score Range: 100-200	All enrolled students who have completed all nonclinical courses, 2019-20	3				160	27	11	41%	152
	Other enrolled students, 2019-20	4				160	76	44	58%	161
	All program completers, 2019-20	2				160	176	101	57%	163
	All program completers, 2018-19	5				160	168	111	66%	164
	All program completers, 2017-18	2				160	173	133	77%	167
<b>MUSIC CONTENT KNOWLEDGE (0113)</b>  Test Company: ETS Score Range: 100-200	All enrolled students who have completed all nonclinical courses, 2019-20						14	11	79%	166
	Other enrolled students, 2019-20	1				158	77	72	94%	173
	All program completers, 2019-20	11	10	91%	170	158	192	174	91%	170
	All program completers, 2018-19	9				158	233	219	94%	172
	All program completers, 2017-18	8				158	265	254	96%	172
<b>PA 4-8 CORE SUBJ CONC ENG LANG ARTS (5156)</b>  Test Company: ETS Score Range: 100-200	All enrolled students who have completed all nonclinical courses, 2019-20						13	9	69%	165
	Other enrolled students, 2019-20						17	16	94%	167
	All program completers, 2019-20	1				156	54	46	85%	168
	All program completers, 2018-19	1				156	61	56	92%	168
	All program completers, 2017-18						51	44	86%	168
<b>PA 4-8 CORE SUBJ CONC MATHEMATICS (5158)</b>  Test Company: ETS Score Range: 100-200	All enrolled students who have completed all nonclinical courses, 2019-20						14	6	43%	167
	Other enrolled students, 2019-20						23	14	61%	172
	All program completers, 2019-20	7				173	115	81	70%	178
	All program completers, 2018-19	3				173	87	66	76%	178
	All program completers, 2017-18	3				173	121	101	83%	180




**Single Assessment Institution-Level Pass Rate Data: Traditional Teacher Preparation Program Within IHE**

	<b>HEOA - Title II 2019 - 2020 Academic Year</b>	
	Institution Name	SLIPPERY ROCK UNIV OF PA
	Institution Code	2658
	State	Pennsylvania


April 5, 2021

Assessment Information <sup>1</sup>	Group	Number Taking Assessment	Number Passing Assessment	Institutional Pass Rate	Institutional Average Scaled Score	Assessment Cut Score <sup>2</sup>	Statewide			
							Number Taking Assessment	Number Passing Assessment	Statewide Pass Rate	Statewide Average Scaled Score
<b>PA 4-8 CORE SUBJ CONC SCIENCE (5159)</b>  Test Company: ETS Score Range: 100-200	All enrolled students who have completed all nonclinical courses, 2019-20						8			
	Other enrolled students, 2019-20						32	27	84%	169
	All program completers, 2019-20	2				156	70	58	83%	166
	All program completers, 2018-19	3				156	79	66	84%	165
	All program completers, 2017-18	4				156	87	80	92%	167
<b>PA 4-8 CORE SUBJ CONC SOCIAL STUDIES (5157)</b>  Test Company: ETS Score Range: 100-200	All enrolled students who have completed all nonclinical courses, 2019-20						7			
	Other enrolled students, 2019-20						7			
	All program completers, 2019-20	1				150	42	32	76%	158
	All program completers, 2018-19						36	33	92%	163
	All program completers, 2017-18	1				150	43	41	95%	165
<b>PA 4-8 CORE SUBTEST ENG LANG ARTS SOC STUDIES (5154)</b>  Test Company: ETS Score Range: 100-200	All enrolled students who have completed all nonclinical courses, 2019-20						38	23	61%	156
	Other enrolled students, 2019-20	2				152	82	65	79%	163
	All program completers, 2019-20	11	8	73%	161	152	278	213	77%	161
	All program completers, 2018-19	7				152	268	218	81%	161
	All program completers, 2017-18	8				152	304	267	88%	165
<b>PA 4-8 CORE SUBTEST MATH AND SCIENCE (5155)</b>  Test Company: ETS Score Range: 100-200	All enrolled students who have completed all nonclinical courses, 2019-20						39	28	72%	170
	Other enrolled students, 2019-20	2				164	83	60	72%	174
	All program completers, 2019-20	11	8	73%	174	164	278	218	78%	174
	All program completers, 2018-19	7				164	268	220	82%	173
	All program completers, 2017-18	8				164	304	250	82%	176


**Single Assessment Institution-Level Pass Rate Data: Traditional Teacher Preparation Program Within IHE**

		<b>HEOA - Title II 2019 - 2020 Academic Year</b>								
Institution Name		SLIPPERY ROCK UNIV OF PA								
Institution Code		2658								
State		Pennsylvania								
							April 5, 2021			
Assessment Information <sup>1</sup>	Group	Number Taking Assessment	Number Passing Assessment	Institutional Pass Rate	Institutional Average Scaled Score	Assessment Cut Score <sup>2</sup>	Statewide			
							Number Taking Assessment	Number Passing Assessment	Statewide Pass Rate	Statewide Average Scaled Score
<b>PA 4-8 CORE SUBTEST PEDAGOGY (5153)</b>  Test Company: ETS Score Range: 100-200	All enrolled students who have completed all nonclinical courses, 2019-20						39	35	90%	177
	Other enrolled students, 2019-20	2				162	80	73	91%	175
	All program completers, 2019-20	11	10	91%	175	162	279	268	96%	177
	All program completers, 2018-19	7				162	266	260	98%	177
	All program completers, 2017-18	8				162	305	294	96%	178
<b>PHYSICS CONTENT KNOWLEDGE (5265)</b>  Test Company: ETS Score Range: 100-200	All enrolled students who have completed all nonclinical courses, 2019-20						1			
	Other enrolled students, 2019-20	1				140	8			
	All program completers, 2019-20	1				140	17	17	100%	160
	All program completers, 2018-19						15	15	100%	161
	All program completers, 2017-18	2				140	15	15	100%	165
<b>PRAXIS I MATHEMATICS (DISCONTINUED) (0730)</b>  Test Company: ETS Score Range: 150-190	All enrolled students who have completed all nonclinical courses, 2019-20									
	Other enrolled students, 2019-20									
	All program completers, 2019-20									
	All program completers, 2018-19									
	All program completers, 2017-18						5			
<b>PRAXIS I READING (DISCONTINUED) (0710)</b>  Test Company: ETS Score Range: 150-190	All enrolled students who have completed all nonclinical courses, 2019-20									
	Other enrolled students, 2019-20									
	All program completers, 2019-20									
	All program completers, 2018-19									
	All program completers, 2017-18						6			


Single Assessment Institution-Level Pass Rate Data: *Traditional Teacher Preparation Program Within IHE*

		<b>HEOA - Title II 2019 - 2020 Academic Year</b>									
Institution Name		SLIPPERY ROCK UNIV OF PA									
Institution Code		2658									
State		Pennsylvania									
							April 5, 2021				
Assessment Information <sup>1</sup>	Group	Number Taking Assessment	Number Passing Assessment	Institutional Pass Rate	Institutional Average Scaled Score	Assessment Cut Score <sup>2</sup>	Statewide				
							Number Taking Assessment	Number Passing Assessment	Statewide Pass Rate	Statewide Average Scaled Score	
<b>PRAXIS I WRITING (DISCONTINUED) (0720)</b>  Test Company: ETS Score Range: 150-190	All enrolled students who have completed all nonclinical courses, 2019-20										
	Other enrolled students, 2019-20										
	All program completers, 2019-20										
	All program completers, 2018-19										
	All program completers, 2017-18						5				
<b>READING SPECIALIST II (5301)</b>  Test Company: ETS Score Range: 100-200	All enrolled students who have completed all nonclinical courses, 2019-20										
	Other enrolled students, 2019-20						2				
	All program completers, 2019-20						6				
	All program completers, 2018-19						3				
	All program completers, 2017-18						16	15	94%	176	
<b>SE TEACHING STU WVISUAL IMPAIRMENT (5282)</b>  Test Company: ETS Score Range: 100-200	All enrolled students who have completed all nonclinical courses, 2019-20										
	Other enrolled students, 2019-20						4				
	All program completers, 2019-20						14	13	93%	171	
	All program completers, 2018-19						9				
	All program completers, 2017-18						14	13	93%	172	
<b>SOCIAL STUDIES CONTENT KNOWLEDGE (0081)</b>  Test Company: ETS Score Range: 100-200	All enrolled students who have completed all nonclinical courses, 2019-20						58	45	78%	169	
	Other enrolled students, 2019-20	3				157	108	86	80%	168	
	All program completers, 2019-20	13	11	85%	165	157	313	271	87%	169	
	All program completers, 2018-19	22	19	86%	169	157	358	297	83%	169	
	All program completers, 2017-18	20	19	95%	169	157	328	289	88%	169	


**Single Assessment Institution-Level Pass Rate Data: Traditional Teacher Preparation Program Within IHE**

		<b>HEOA - Title II 2019 - 2020 Academic Year</b>								
Institution Name		SLIPPERY ROCK UNIV OF PA								
Institution Code		2658								
State		Pennsylvania								
							Statewide <span style="float: right;">April 5, 2021</span>			
Assessment Information <sup>1</sup>	Group	Number Taking Assessment	Number Passing Assessment	Institutional Pass Rate	Institutional Average Scaled Score	Assessment Cut Score <sup>2</sup>	Number Taking Assessment	Number Passing Assessment	Statewide Pass Rate	Statewide Average Scaled Score
<b>SPANISH WORLD LANGUAGE (5195)</b>  Test Company: ETS Score Range: 100-200	All enrolled students who have completed all nonclinical courses, 2019-20						8			
	Other enrolled students, 2019-20						15	9	60%	169
	All program completers, 2019-20	1				168	22	15	68%	169
	All program completers, 2018-19						26	20	77%	176
	All program completers, 2017-18						26	20	77%	173
<b>SPEECH COMMUNICATION: CK (5221)</b>  Test Company: ETS Score Range: 100-200	All enrolled students who have completed all nonclinical courses, 2019-20									
	Other enrolled students, 2019-20						1			
	All program completers, 2019-20						2			
	All program completers, 2018-19									
	All program completers, 2017-18									
<b>SPEECH LANGUAGE PATHOLOGY (5331)</b>  Test Company: ETS Score Range: 100-200	All enrolled students who have completed all nonclinical courses, 2019-20									
	Other enrolled students, 2019-20						67	67	100%	181
	All program completers, 2019-20						92	92	100%	178
	All program completers, 2018-19						119	118	99%	177
	All program completers, 2017-18						93	93	100%	179
<b>TECHNOLOGY EDUCATION (5051)</b>  Test Company: ETS Score Range: 100-200	All enrolled students who have completed all nonclinical courses, 2019-20						1			
	Other enrolled students, 2019-20						6			
	All program completers, 2019-20						12	12	100%	183
	All program completers, 2018-19						16	16	100%	184
	All program completers, 2017-18						14	14	100%	179


**Single Assessment Institution-Level Pass Rate Data: Traditional Teacher Preparation Program Within IHE**

		<p align="center"><b>HEOA - Title II 2019 - 2020 Academic Year</b></p>								
Institution Name		SLIPPERY ROCK UNIV OF PA								
Institution Code		2658								
State		Pennsylvania								
							April 5, 2021			
Assessment Information <sup>1</sup>	Group	Number Taking Assessment	Number Passing Assessment	Institutional Pass Rate	Institutional Average Scaled Score	Assessment Cut Score <sup>2</sup>	Statewide			
							Number Taking Assessment	Number Passing Assessment	Statewide Pass Rate	Statewide Average Scaled Score
PAPA - MODULE 1 READING (ESP0001)  Test Company: E.S. Pearson* Score Range: 100-300	All enrolled students who have completed all nonclinical courses, 2019-20	5				220	108	100	93%	229
	Other enrolled students, 2019-20	6				220	396	304	77%	219
	All program completers, 2019-20	9				220	353	314	89%	229
	All program completers, 2018-19	20	19	95%	230	220	461	420	91%	229
	All program completers, 2017-18	25	23	92%	229	220	863	818	95%	233
PAPA - MODULE 2 MATH (ESP0002)  Test Company: E.S. Pearson* Score Range: 100-300	All enrolled students who have completed all nonclinical courses, 2019-20	8				197	118	98	83%	224
	Other enrolled students, 2019-20	5				197	374	287	77%	215
	All program completers, 2019-20	10	10	100%	230	197	364	299	82%	219
	All program completers, 2018-19	22	20	91%	220	197	471	420	89%	226
	All program completers, 2017-18	26	25	96%	240	197	867	816	94%	234
PAPA - MODULE 3 WRITING (ESP0003)  Test Company: E.S. Pearson* Score Range: 100-300	All enrolled students who have completed all nonclinical courses, 2019-20	6				220	141	127	90%	228
	Other enrolled students, 2019-20	14	13	93%	232	220	554	416	75%	220
	All program completers, 2019-20	11	11	100%	232	220	400	358	90%	230
	All program completers, 2018-19	23	23	100%	234	220	479	447	93%	230
	All program completers, 2017-18	27	26	96%	228	220	880	841	96%	232
PECT PREK-4 - MODULE 1 (ESP0006)  Test Company: E.S. Pearson* Score Range: 100-300	All enrolled students who have completed all nonclinical courses, 2019-20	37	27	73%	212	197	382	320	84%	222
	Other enrolled students, 2019-20	66	47	71%	210	197	575	460	80%	218
	All program completers, 2019-20	106	94	89%	219	197	2434	2165	89%	226
	All program completers, 2018-19	114	103	90%	220	197	2528	2300	91%	227
	All program completers, 2017-18	137	123	90%	224	197	2505	2294	92%	227

**Single Assessment Institution-Level Pass Rate Data: Traditional Teacher Preparation Program Within IHE**

		<p align="center"><b>HEOA - Title II 2019 - 2020 Academic Year</b></p>									
Institution Name		SLIPPERY ROCK UNIV OF PA									
Institution Code		2658									
State		Pennsylvania									
							April 5, 2021				
Assessment Information <sup>1</sup>	Group	Number Taking Assessment	Number Passing Assessment	Institutional Pass Rate	Institutional Average Scaled Score	Assessment Cut Score <sup>2</sup>	Statewide				
							Number Taking Assessment	Number Passing Assessment	Statewide Pass Rate	Statewide Average Scaled Score	
<b>PECT PREK-4 - MODULE 2 (ESP0007)</b>  Test Company: E.S. Pearson* Score Range: 100-300	All enrolled students who have completed all nonclinical courses, 2019-20	31	26	84%	215	193	359	276	77%	213	
	Other enrolled students, 2019-20	30	19	63%	203	193	473	352	74%	212	
	All program completers, 2019-20	103	76	74%	215	193	2422	2077	86%	220	
	All program completers, 2018-19	112	93	83%	215	193	2521	2216	88%	221	
	All program completers, 2017-18	136	115	85%	213	193	2493	2163	87%	219	
<b>PECT PREK-4 - MODULE 3 (ESP0008)</b>  Test Company: E.S. Pearson* Score Range: 100-300	All enrolled students who have completed all nonclinical courses, 2019-20	29	17	59%	203	193	349	221	63%	207	
	Other enrolled students, 2019-20	23	14	61%	203	193	455	306	67%	208	
	All program completers, 2019-20	103	77	75%	217	193	2419	1834	76%	216	
	All program completers, 2018-19	110	76	69%	213	193	2511	1961	78%	218	
	All program completers, 2017-18	136	99	73%	214	193	2489	1976	79%	218	
<b>PECT SPEC ED 7-12 - MODULE 1 (ESP0015)</b>  Test Company: E.S. Pearson* Score Range: 100-300	All enrolled students who have completed all nonclinical courses, 2019-20						7				
	Other enrolled students, 2019-20						18	14	78%	245	
	All program completers, 2019-20						65	63	97%	249	
	All program completers, 2018-19						54	53	98%	253	
	All program completers, 2017-18						54	54	100%	254	
<b>PECT SPEC ED 7-12 - MODULE 2 (ESP0016)</b>  Test Company: E.S. Pearson* Score Range: 100-300	All enrolled students who have completed all nonclinical courses, 2019-20						7				
	Other enrolled students, 2019-20						18	16	89%	248	
	All program completers, 2019-20						65	61	94%	247	
	All program completers, 2018-19						54	52	96%	248	
	All program completers, 2017-18						54	51	94%	246	


**Single Assessment Institution-Level Pass Rate Data: Traditional Teacher Preparation Program Within IHE**

	<b>HEOA - Title II 2019 - 2020 Academic Year</b>	
	Institution Name	SLIPPERY ROCK UNIV OF PA
	Institution Code	2658
	State	Pennsylvania

April 5, 2021

Assessment Information <sup>1</sup>	Group	Number Taking Assessment	Number Passing Assessment	Institutional Pass Rate	Institutional Average Scaled Score	Assessment Cut Score <sup>2</sup>	Statewide			
							Number Taking Assessment	Number Passing Assessment	Statewide Pass Rate	Statewide Average Scaled Score
<b>PECT SPEC ED PREK-8 - MODULE 1 (ESP0011)</b>  Test Company: E.S. Pearson* Score Range: 100-300	All enrolled students who have completed all nonclinical courses, 2019-20	14	13	93%	244	220	156	114	73%	230
	Other enrolled students, 2019-20	2				220	142	99	70%	229
	All program completers, 2019-20	67	47	70%	232	220	1066	846	79%	234
	All program completers, 2018-19	84	57	68%	227	220	1130	897	79%	233
	All program completers, 2017-18	93	70	75%	232	220	1134	878	77%	234
<b>PECT SPEC ED PREK-8 - MODULE 2 (ESP0012)</b>  Test Company: E.S. Pearson* Score Range: 100-300	All enrolled students who have completed all nonclinical courses, 2019-20	14	12	86%	237	220	151	105	70%	228
	Other enrolled students, 2019-20	1				220	135	85	63%	225
	All program completers, 2019-20	66	43	65%	226	220	1055	808	77%	232
	All program completers, 2018-19	82	51	62%	228	220	1127	890	79%	234
	All program completers, 2017-18	93	64	69%	228	220	1122	878	78%	233
<b>OPI GERMAN (ACT1007)</b>  Test Company: ACTFL* Score Range: 1-10	All enrolled students who have completed all nonclinical courses, 2019-20									
	Other enrolled students, 2019-20						1			
	All program completers, 2019-20						1			
	All program completers, 2018-19									
	All program completers, 2017-18									
<b>OPI MANDARIN (ACT1013)</b>  Test Company: ACTFL* Score Range: 1-10	All enrolled students who have completed all nonclinical courses, 2019-20									
	Other enrolled students, 2019-20						2			
	All program completers, 2019-20									
	All program completers, 2018-19									
	All program completers, 2017-18									


**Single Assessment Institution-Level Pass Rate Data: Traditional Teacher Preparation Program Within IHE**

		<b>HEOA - Title II 2019 - 2020 Academic Year</b>								
Institution Name		SLIPPERY ROCK UNIV OF PA								
Institution Code		2658								
State		Pennsylvania								
							Statewide			
Assessment Information <sup>1</sup>	Group	Number Taking Assessment	Number Passing Assessment	Institutional Pass Rate	Institutional Average Scaled Score	Assessment Cut Score <sup>2</sup>	Number Taking Assessment	Number Passing Assessment	Statewide Pass Rate	Statewide Average Scaled Score
<b>OPI RUSSIAN (ACT1017)</b>  Test Company: ACTFL* Score Range: 1-10	All enrolled students who have completed all nonclinical courses, 2019-20									
	Other enrolled students, 2019-20						2			
	All program completers, 2019-20									
	All program completers, 2018-19									
	All program completers, 2017-18									
<b>OPI SPANISH (ACT1018)</b>  Test Company: ACTFL* Score Range: 1-10	All enrolled students who have completed all nonclinical courses, 2019-20									
	Other enrolled students, 2019-20						9			
	All program completers, 2019-20						2			
	All program completers, 2018-19						1			
	All program completers, 2017-18						2			
<b>OPIC SPANISH (ACT3002)</b>  Test Company: ACTFL* Score Range: 1-10	All enrolled students who have completed all nonclinical courses, 2019-20									
	Other enrolled students, 2019-20						2			
	All program completers, 2019-20									
	All program completers, 2018-19									
	All program completers, 2017-18									
<b>WPT CHINESE-MANDARIN (ACT2002)</b>  Test Company: ACTFL* Score Range: 1-10	All enrolled students who have completed all nonclinical courses, 2019-20									
	Other enrolled students, 2019-20						1			
	All program completers, 2019-20									
	All program completers, 2018-19									
	All program completers, 2017-18									

April 5, 2021



**Single Assessment Institution-Level Pass Rate Data: Traditional Teacher Preparation Program Within IHE**

	<b>HEOA - Title II 2019 - 2020 Academic Year</b>	
	Institution Name	SLIPPERY ROCK UNIV OF PA
	Institution Code	2658
	State	Pennsylvania

April 5, 2021

Assessment Information <sup>1</sup>	Group	Number Taking Assessment	Number Passing Assessment	Institutional Pass Rate	Institutional Average Scaled Score	Assessment Cut Score <sup>2</sup>	Statewide			
							Number Taking Assessment	Number Passing Assessment	Statewide Pass Rate	Statewide Average Scaled Score
<b>WPT FRENCH (ACT2005)</b>  Test Company: ACTFL* Score Range: 1-10	All enrolled students who have completed all nonclinical courses, 2019-20									
	Other enrolled students, 2019-20						2			
	All program completers, 2019-20						2			
	All program completers, 2018-19	1				6	9			
	All program completers, 2017-18	1				6	3			
<b>WPT GERMAN (ACT2006)</b>  Test Company: ACTFL* Score Range: 1-10	All enrolled students who have completed all nonclinical courses, 2019-20									
	Other enrolled students, 2019-20									
	All program completers, 2019-20						4			
	All program completers, 2018-19						2			
	All program completers, 2017-18						3			
<b>WPT RUSSIAN (ACT2014)</b>  Test Company: ACTFL* Score Range: 1-10	All enrolled students who have completed all nonclinical courses, 2019-20									
	Other enrolled students, 2019-20						1			
	All program completers, 2019-20									
	All program completers, 2018-19									
	All program completers, 2017-18									
<b>WPT SPANISH (ACT2015)</b>  Test Company: ACTFL* Score Range: 1-10	All enrolled students who have completed all nonclinical courses, 2019-20						4			
	Other enrolled students, 2019-20						8			
	All program completers, 2019-20	1				6	18	17	94%	6
	All program completers, 2018-19						22	22	100%	7
	All program completers, 2017-18	1				6	26	26	100%	7

Note: In cases where there are less than ten students taking the assessment or license/certificate, the number passing and pass rate are not reported.

<sup>1</sup>Tests with multiple delivery options (computer, paper, etc.) will be noted with the assessment code for one format only.

<sup>2</sup>Cut scores may vary for groups depending upon when the cut scores are established by the state and when each group completed their teacher certification or licensure assessment.

\*Questions regarding tests listed by this testing company must be addressed to your state Title II Coordinator.