


**Summary Institution-Level Pass Rate Data: Traditional Teacher Preparation Program Within IHE**


		<b>HEOA - Title II 2020 - 2021 Academic Year</b>				
<b>Institution Name</b>		Slippery Rock Univ of PA				
<b>Institution Code</b>		2658				
<b>State</b>		Pennsylvania				
<i>April 4, 2022</i>						
				<b>Statewide</b>		
<b>Group</b>	<b>Number Taking Assessment<sup>1</sup></b>	<b>Number Passing Assessment<sup>2</sup></b>	<b>Institutional Pass Rate</b>	<b>Number Taking Assessment<sup>1</sup></b>	<b>Number Passing Assessment<sup>2</sup></b>	<b>Statewide Pass Rate</b>
All program completers, 2020-21	258	173	67%	4737	3307	70%
All program completers, 2019-20	208	127	61%	4761	3299	69%
All program completers, 2018-19	206	135	66%	4672	3311	71%

Note: In cases where there are less than ten students taking the assessment or license/certificate, the number passing and pass rate are not reported.

<sup>1</sup> Number of completers taking one or more assessments within their area of specialization.

<sup>2</sup> Summary level "Number Taking Assessment" may differ from assessment level "Number Taking Assessment" because each student is counted once at the summary level but may be counted in multiple assessments at the assessment level.


**Single Assessment Institution-Level Pass Rate Data: Traditional Teacher Preparation Program Within IHE**

	<b>HEOA - Title II 2020 - 2021 Academic Year</b>	
	Institution Name	Slippery Rock Univ of PA
	Institution Code	2658
	State	Pennsylvania

April 4, 2022

Assessment Information <sup>1</sup>	Group	Number Taking Assessment	Number Passing Assessment	Institutional Pass Rate	Institutional Average Scaled Score	Assessment Cut Score <sup>2</sup>	Statewide			
							Number Taking Assessment	Number Passing Assessment	Statewide Pass Rate	Statewide Average Scaled Score
<b>AGRICULTURE (5701)</b>  Test Company: ETS Score Range: 100-200	All enrolled students who have completed all nonclinical courses, 2020-21						2			
	Other enrolled students, 2020-21						12	11	92%	171
	All program completers, 2020-21						14	13	93%	168
	All program completers, 2019-20						11	11	100%	165
	All program completers, 2018-19						13	13	100%	175
<b>ART CONTENT KNOWLEDGE (5134)</b>  Test Company: ETS Score Range: 100-200	All enrolled students who have completed all nonclinical courses, 2020-21						18	13	72%	162
	Other enrolled students, 2020-21						22	17	77%	167
	All program completers, 2020-21						91	79	87%	165
	All program completers, 2019-20						101	84	83%	168
	All program completers, 2018-19						87	77	89%	168
<b>BIOLOGY CONTENT KNOWLEDGE (0235)</b>  Test Company: ETS Score Range: 100-200	All enrolled students who have completed all nonclinical courses, 2020-21	1				147	10	10	100%	168
	Other enrolled students, 2020-21	2				147	45	42	93%	167
	All program completers, 2020-21	5				147	98	97	99%	167
	All program completers, 2019-20	4				147	108	104	96%	169
	All program completers, 2018-19	10	10	100%	166	147	94	91	97%	168
<b>BUSINESS ED CONTENT KNOWLEDGE (5101)</b>  Test Company: ETS Score Range: 100-200	All enrolled students who have completed all nonclinical courses, 2020-21									
	Other enrolled students, 2020-21						11	10	91%	173
	All program completers, 2020-21						23	23	100%	175
	All program completers, 2019-20						8			
	All program completers, 2018-19						17	17	100%	171


**Single Assessment Institution-Level Pass Rate Data: Traditional Teacher Preparation Program Within IHE**

	<b>HEOA - Title II 2020 - 2021 Academic Year</b>	
	Institution Name	Slippery Rock Univ of PA
	Institution Code	2658
	State	Pennsylvania

April 4, 2022

Assessment Information <sup>1</sup>	Group	Number Taking Assessment	Number Passing Assessment	Institutional Pass Rate	Institutional Average Scaled Score	Assessment Cut Score <sup>2</sup>	Statewide			
							Number Taking Assessment	Number Passing Assessment	Statewide Pass Rate	Statewide Average Scaled Score
<b>CHEMISTRY CONTENT KNOWLEDGE (0245)</b>  Test Company: ETS Score Range: 100-200	All enrolled students who have completed all nonclinical courses, 2020-21						6			
	Other enrolled students, 2020-21						15	11	73%	161
	All program completers, 2020-21	1				154	30	26	87%	170
	All program completers, 2019-20	1				154	21	20	95%	169
	All program completers, 2018-19						30	27	90%	166
<b>CHINESE (MANDARIN) WORLD LANGUAGE (5665)</b>  Test Company: ETS Score Range: 100-200	All enrolled students who have completed all nonclinical courses, 2020-21									
	Other enrolled students, 2020-21									
	All program completers, 2020-21									
	All program completers, 2019-20						1			
	All program completers, 2018-19									
<b>CITIZENSHIP ED CONTENT KNOWLEDGE (5087)</b>  Test Company: ETS Score Range: 100-200	All enrolled students who have completed all nonclinical courses, 2020-21						2			
	Other enrolled students, 2020-21						1			
	All program completers, 2020-21						12	11	92%	161
	All program completers, 2019-20						14	14	100%	171
	All program completers, 2018-19						11	9	82%	159
<b>CORE ACADEMIC SKILLS FOR ED: MATH (5732)</b>  Test Company: ETS Score Range: 100-200	All enrolled students who have completed all nonclinical courses, 2020-21	5				142	178	131	74%	149
	Other enrolled students, 2020-21	33	23	70%	146	142	505	394	78%	155
	All program completers, 2020-21	81	69	85%	149	142	957	767	80%	152
	All program completers, 2019-20	89	64	72%	149	142	1402	1135	81%	153
	All program completers, 2018-19	96	83	86%	155	142	1526	1251	82%	154


**Single Assessment Institution-Level Pass Rate Data: Traditional Teacher Preparation Program Within IHE**

	<b>HEOA - Title II 2020 - 2021 Academic Year</b>	
	Institution Name	Slippery Rock Univ of PA
	Institution Code	2658
	State	Pennsylvania

April 4, 2022

Assessment Information <sup>1</sup>	Group	Number Taking Assessment	Number Passing Assessment	Institutional Pass Rate	Institutional Average Scaled Score	Assessment Cut Score <sup>2</sup>	Statewide			
							Number Taking Assessment	Number Passing Assessment	Statewide Pass Rate	Statewide Average Scaled Score
<b>CORE ACADEMIC SKILLS FOR ED: READING (5712)</b>  Test Company: ETS Score Range: 100-200	All enrolled students who have completed all nonclinical courses, 2020-21	5				156	181	146	81%	166
	Other enrolled students, 2020-21	48	45	94%	166	156	620	540	87%	171
	All program completers, 2020-21	97	91	94%	168	156	1082	994	92%	171
	All program completers, 2019-20	99	92	93%	170	156	1537	1413	92%	171
	All program completers, 2018-19	95	90	95%	170	156	1567	1461	93%	172
<b>CORE ACADEMIC SKILLS FOR ED: WRITING (5722)</b>  Test Company: ETS Score Range: 100-200	All enrolled students who have completed all nonclinical courses, 2020-21	5				162	194	136	70%	164
	Other enrolled students, 2020-21	43	30	70%	164	162	603	437	72%	166
	All program completers, 2020-21	98	69	70%	164	162	1180	859	73%	165
	All program completers, 2019-20	105	71	68%	164	162	1553	1164	75%	165
	All program completers, 2018-19	101	78	77%	166	162	1591	1237	78%	166
<b>CORE ACADEMIC SKILLS FOR EDUCATORS: MATH (5733)</b>  Test Company: ETS Score Range: 100-200	All enrolled students who have completed all nonclinical courses, 2020-21						196	169	86%	162
	Other enrolled students, 2020-21	68	62	91%	157	142	1229	1073	87%	165
	All program completers, 2020-21	7				142	235	223	95%	166
	All program completers, 2019-20	3				142	58	54	93%	170
	All program completers, 2018-19						9			
<b>CORE ACADEMIC SKILLS FOR EDUCATORS: READING (5713)</b>  Test Company: ETS Score Range: 100-200	All enrolled students who have completed all nonclinical courses, 2020-21						204	166	81%	167
	Other enrolled students, 2020-21	53	35	66%	160	156	1257	1007	80%	168
	All program completers, 2020-21	7				156	222	200	90%	173
	All program completers, 2019-20	2				156	48	45	94%	179
	All program completers, 2018-19						8			


**Single Assessment Institution-Level Pass Rate Data: Traditional Teacher Preparation Program Within IHE**

	<b>HEOA - Title II 2020 - 2021 Academic Year</b>	
	Institution Name	Slippery Rock Univ of PA
	Institution Code	2658
	State	Pennsylvania

April 4, 2022

Assessment Information <sup>1</sup>	Group	Number Taking Assessment	Number Passing Assessment	Institutional Pass Rate	Institutional Average Scaled Score	Assessment Cut Score <sup>2</sup>	Statewide			
							Number Taking Assessment	Number Passing Assessment	Statewide Pass Rate	Statewide Average Scaled Score
<b>CORE ACADEMIC SKILLS FOR EDUCATORS: WRITING (5723)</b>  Test Company: ETS Score Range: 100-200	All enrolled students who have completed all nonclinical courses, 2020-21	1				162	281	172	61%	162
	Other enrolled students, 2020-21	92	44	48%	159	162	1633	974	60%	163
	All program completers, 2020-21	12	11	92%	166	162	285	215	75%	165
	All program completers, 2019-20	2				162	66	50	76%	168
	All program completers, 2018-19	1				162	11	10	91%	171
<b>EARTH AND SPACE SCIENCES - CK (5571)</b>  Test Company: ETS Score Range: 100-200	All enrolled students who have completed all nonclinical courses, 2020-21						3			
	Other enrolled students, 2020-21						3			
	All program completers, 2020-21						21	20	95%	171
	All program completers, 2019-20						16	13	81%	166
	All program completers, 2018-19	1				157	16	14	88%	165
<b>ED OF DEAF AND HARD OF HEARING (5272)</b>  Test Company: ETS Score Range: 100-200	All enrolled students who have completed all nonclinical courses, 2020-21									
	Other enrolled students, 2020-21						1			
	All program completers, 2020-21						13	10	77%	164
	All program completers, 2019-20						6			
	All program completers, 2018-19						10	10	100%	169
<b>ENGLISH LANGUAGE ARTS: CK (5038)</b>  Test Company: ETS Score Range: 100-200	All enrolled students who have completed all nonclinical courses, 2020-21						45	38	84%	177
	Other enrolled students, 2020-21	3				167	86	75	87%	179
	All program completers, 2020-21	16	14	88%	181	167	339	325	96%	180
	All program completers, 2019-20	14	14	100%	180	167	315	297	94%	180
	All program completers, 2018-19	18	16	89%	179	167	301	286	95%	180


**Single Assessment Institution-Level Pass Rate Data: Traditional Teacher Preparation Program Within IHE**

	<b>HEOA - Title II 2020 - 2021 Academic Year</b>	
	Institution Name	Slippery Rock Univ of PA
	Institution Code	2658
	State	Pennsylvania

April 4, 2022

Assessment Information <sup>1</sup>	Group	Number Taking Assessment	Number Passing Assessment	Institutional Pass Rate	Institutional Average Scaled Score	Assessment Cut Score <sup>2</sup>	Statewide			
							Number Taking Assessment	Number Passing Assessment	Statewide Pass Rate	Statewide Average Scaled Score
<b>FAMILY AND CONSUMER SCIENCES (5122)</b>  Test Company: ETS Score Range: 100-200	All enrolled students who have completed all nonclinical courses, 2020-21						1			
	Other enrolled students, 2020-21						6			
	All program completers, 2020-21						5			
	All program completers, 2019-20						3			
	All program completers, 2018-19						5			
<b>FRENCH WORLD LANGUAGE (5174)</b>  Test Company: ETS Score Range: 100-200	All enrolled students who have completed all nonclinical courses, 2020-21						2			
	Other enrolled students, 2020-21						1			
	All program completers, 2020-21						4			
	All program completers, 2019-20						2			
	All program completers, 2018-19						4			
<b>FUNDAMENTAL SUBJECTS (5511)</b>  Test Company: ETS Score Range: 100-200	All enrolled students who have completed all nonclinical courses, 2020-21	2				150	82	75	91%	172
	Other enrolled students, 2020-21	14	13	93%	161	150	218	202	93%	173
	All program completers, 2020-21	29	28	97%	174	150	631	617	98%	176
	All program completers, 2019-20	46	46	100%	173	150	635	615	97%	175
	All program completers, 2018-19	26	26	100%	176	150	663	651	98%	176
<b>GENERAL SCI CONTENT KNOWLEDGE (0435)</b>  Test Company: ETS Score Range: 100-200	All enrolled students who have completed all nonclinical courses, 2020-21						4			
	Other enrolled students, 2020-21						3			
	All program completers, 2020-21						15	14	93%	165
	All program completers, 2019-20	2				146	16	15	94%	169
	All program completers, 2018-19	1				146	12	11	92%	162


**Single Assessment Institution-Level Pass Rate Data: Traditional Teacher Preparation Program Within IHE**

	<b>HEOA - Title II 2020 - 2021 Academic Year</b>	
	Institution Name	Slippery Rock Univ of PA
	Institution Code	2658
	State	Pennsylvania

April 4, 2022

Assessment Information <sup>1</sup>	Group	Number Taking Assessment	Number Passing Assessment	Institutional Pass Rate	Institutional Average Scaled Score	Assessment Cut Score <sup>2</sup>	Statewide			
							Number Taking Assessment	Number Passing Assessment	Statewide Pass Rate	Statewide Average Scaled Score
<b>GERMAN WORLD LANGUAGE (5183)</b>  Test Company: ETS Score Range: 100-200	All enrolled students who have completed all nonclinical courses, 2020-21									
	Other enrolled students, 2020-21									
	All program completers, 2020-21						1			
	All program completers, 2019-20						3			
	All program completers, 2018-19						2			
<b>HEALTH AND PE (5857)</b>  Test Company: ETS Score Range: 100-200	All enrolled students who have completed all nonclinical courses, 2020-21	1				160	22	15	68%	165
	Other enrolled students, 2020-21	1				160	23	18	78%	163
	All program completers, 2020-21	19	16	84%	167	160	148	130	88%	168
	All program completers, 2019-20	30	28	93%	167	160	168	150	89%	167
	All program completers, 2018-19	15	14	93%	170	160	132	120	91%	169
<b>HEALTH EDUCATION (5551)</b>  Test Company: ETS Score Range: 100-200	All enrolled students who have completed all nonclinical courses, 2020-21						6			
	Other enrolled students, 2020-21						1			
	All program completers, 2020-21						12	10	83%	167
	All program completers, 2019-20						24	17	71%	160
	All program completers, 2018-19						16	10	63%	162
<b>LATIN (5601)</b>  Test Company: ETS Score Range: 100-200	All enrolled students who have completed all nonclinical courses, 2020-21									
	Other enrolled students, 2020-21									
	All program completers, 2020-21									
	All program completers, 2019-20						5			
	All program completers, 2018-19						5			

**Single Assessment Institution-Level Pass Rate Data: Traditional Teacher Preparation Program Within IHE**


	<b>HEOA - Title II 2020 - 2021 Academic Year</b>	
	Institution Name	Slippery Rock Univ of PA
	Institution Code	2658
	State	Pennsylvania

April 4, 2022

Assessment Information <sup>1</sup>	Group	Number Taking Assessment	Number Passing Assessment	Institutional Pass Rate	Institutional Average Scaled Score	Assessment Cut Score <sup>2</sup>	Statewide			
							Number Taking Assessment	Number Passing Assessment	Statewide Pass Rate	Statewide Average Scaled Score
<b>MATHEMATICS CONTENT KNOWLEDGE (5161)</b>  Test Company: ETS Score Range: 100-200	All enrolled students who have completed all nonclinical courses, 2020-21	3				160	29	10	34%	155
	Other enrolled students, 2020-21	1				160	58	38	66%	163
	All program completers, 2020-21	7				160	175	100	57%	162
	All program completers, 2019-20	2				160	180	106	59%	163
	All program completers, 2018-19	5				160	168	114	68%	164
<b>MUSIC CONTENT KNOWLEDGE (0113)</b>  Test Company: ETS Score Range: 100-200	All enrolled students who have completed all nonclinical courses, 2020-21	1				158	24	21	88%	170
	Other enrolled students, 2020-21						48	42	88%	172
	All program completers, 2020-21	10	9	90%	175	158	221	210	95%	172
	All program completers, 2019-20	12	11	92%	170	158	199	180	90%	170
	All program completers, 2018-19	9				158	236	220	93%	172
<b>PA 4-8 CORE SUBJ CONC ENG LANG ARTS (5156)</b>  Test Company: ETS Score Range: 100-200	All enrolled students who have completed all nonclinical courses, 2020-21						8			
	Other enrolled students, 2020-21						10	9	90%	167
	All program completers, 2020-21	1				156	50	41	82%	167
	All program completers, 2019-20	1				156	52	45	87%	168
	All program completers, 2018-19	1				156	61	56	92%	168
<b>PA 4-8 CORE SUBJ CONC MATHEMATICS (5158)</b>  Test Company: ETS Score Range: 100-200	All enrolled students who have completed all nonclinical courses, 2020-21						17	9	53%	169
	Other enrolled students, 2020-21	2				173	27	19	70%	179
	All program completers, 2020-21	6				173	94	65	69%	177
	All program completers, 2019-20	8				173	119	89	75%	179
	All program completers, 2018-19	3				173	89	67	75%	177




**Single Assessment Institution-Level Pass Rate Data: Traditional Teacher Preparation Program Within IHE**

	<b>HEOA - Title II 2020 - 2021 Academic Year</b>	
	Institution Name	Slippery Rock Univ of PA
	Institution Code	2658
	State	Pennsylvania

April 4, 2022

Assessment Information <sup>1</sup>	Group	Number Taking Assessment	Number Passing Assessment	Institutional Pass Rate	Institutional Average Scaled Score	Assessment Cut Score <sup>2</sup>	Statewide			
							Number Taking Assessment	Number Passing Assessment	Statewide Pass Rate	Statewide Average Scaled Score
<b>PA 4-8 CORE SUBJ CONC SCIENCE (5159)</b>  Test Company: ETS Score Range: 100-200	All enrolled students who have completed all nonclinical courses, 2020-21						2			
	Other enrolled students, 2020-21						19	14	74%	161
	All program completers, 2020-21	4				156	67	56	84%	166
	All program completers, 2019-20	2				156	72	63	88%	167
	All program completers, 2018-19	3				156	79	67	85%	165
<b>PA 4-8 CORE SUBJ CONC SOCIAL STUDIES (5157)</b>  Test Company: ETS Score Range: 100-200	All enrolled students who have completed all nonclinical courses, 2020-21						14	7	50%	148
	Other enrolled students, 2020-21	1				150	13	12	92%	163
	All program completers, 2020-21	1				150	47	31	66%	155
	All program completers, 2019-20	1				150	46	38	83%	159
	All program completers, 2018-19						36	33	92%	163
<b>PA 4-8 CORE SUBTEST ENG LANG ARTS SOC STUDIES (5154)</b>  Test Company: ETS Score Range: 100-200	All enrolled students who have completed all nonclinical courses, 2020-21						48	28	58%	154
	Other enrolled students, 2020-21	4				152	60	48	80%	163
	All program completers, 2020-21	11	8	73%	157	152	257	200	78%	161
	All program completers, 2019-20	12	10	83%	163	152	294	237	81%	162
	All program completers, 2018-19	7				152	269	221	82%	161
<b>PA 4-8 CORE SUBTEST MATH AND SCIENCE (5155)</b>  Test Company: ETS Score Range: 100-200	All enrolled students who have completed all nonclinical courses, 2020-21						48	27	56%	166
	Other enrolled students, 2020-21	4				164	64	51	80%	174
	All program completers, 2020-21	11	10	91%	175	164	257	205	80%	174
	All program completers, 2019-20	12	10	83%	178	164	294	239	81%	175
	All program completers, 2018-19	7				164	269	225	84%	174


**Single Assessment Institution-Level Pass Rate Data: Traditional Teacher Preparation Program Within IHE**

	<b>HEOA - Title II 2020 - 2021 Academic Year</b>	
	Institution Name	Slippery Rock Univ of PA
	Institution Code	2658
	State	Pennsylvania

April 4, 2022

Assessment Information <sup>1</sup>	Group	Number Taking Assessment	Number Passing Assessment	Institutional Pass Rate	Institutional Average Scaled Score	Assessment Cut Score <sup>2</sup>	Statewide			
							Number Taking Assessment	Number Passing Assessment	Statewide Pass Rate	Statewide Average Scaled Score
<b>PA 4-8 CORE SUBTEST PEDAGOGY (5153)</b>  Test Company: ETS Score Range: 100-200	All enrolled students who have completed all nonclinical courses, 2020-21						51	40	78%	170
	Other enrolled students, 2020-21	5				162	55	51	93%	175
	All program completers, 2020-21	11	9	82%	167	162	258	231	90%	175
	All program completers, 2019-20	12	12	100%	177	162	292	285	98%	177
	All program completers, 2018-19	7				162	267	261	98%	177
<b>PHYSICS CONTENT KNOWLEDGE (5265)</b>  Test Company: ETS Score Range: 100-200	All enrolled students who have completed all nonclinical courses, 2020-21	1				140	5			
	Other enrolled students, 2020-21						9			
	All program completers, 2020-21	2				140	22	21	95%	162
	All program completers, 2019-20	1				140	17	17	100%	160
	All program completers, 2018-19						15	15	100%	161
<b>PROFESSIONAL SCHOOL COUNSELOR (5421)</b>  Test Company: ETS Score Range: 100-200	All enrolled students who have completed all nonclinical courses, 2020-21									
	Other enrolled students, 2020-21						1			
	All program completers, 2020-21									
	All program completers, 2019-20									
	All program completers, 2018-19									
<b>READING SPECIALIST II (5301)</b>  Test Company: ETS Score Range: 100-200	All enrolled students who have completed all nonclinical courses, 2020-21									
	Other enrolled students, 2020-21						1			
	All program completers, 2020-21						13	12	92%	181
	All program completers, 2019-20						7			
	All program completers, 2018-19						4			


Single Assessment Institution-Level Pass Rate Data: *Traditional Teacher Preparation Program Within IHE*

	<b>HEOA - Title II 2020 - 2021 Academic Year</b>	
	Institution Name	Slippery Rock Univ of PA
	Institution Code	2658
	State	Pennsylvania

April 4, 2022

Assessment Information <sup>1</sup>	Group	Number Taking Assessment	Number Passing Assessment	Institutional Pass Rate	Institutional Average Scaled Score	Assessment Cut Score <sup>2</sup>	Statewide			
							Number Taking Assessment	Number Passing Assessment	Statewide Pass Rate	Statewide Average Scaled Score
<b>SE CORE KNOWLEDGE &amp; APPLICATIONS (5354)</b>  Test Company: ETS Score Range: 100-200	All enrolled students who have completed all nonclinical courses, 2020-21						1			
	Other enrolled students, 2020-21	14	13	93%	171	151	15	14	93%	171
	All program completers, 2020-21						6			
	All program completers, 2019-20									
	All program completers, 2018-19									
<b>SE TEACHING STU WVISUAL IMPAIRMENT (5282)</b>  Test Company: ETS Score Range: 100-200	All enrolled students who have completed all nonclinical courses, 2020-21									
	Other enrolled students, 2020-21						8			
	All program completers, 2020-21						11	11	100%	171
	All program completers, 2019-20						14	13	93%	171
	All program completers, 2018-19						9			
<b>SOCIAL STUDIES CONTENT KNOWLEDGE (0081)</b>  Test Company: ETS Score Range: 100-200	All enrolled students who have completed all nonclinical courses, 2020-21	4				157	60	43	72%	165
	Other enrolled students, 2020-21	4				157	110	90	82%	171
	All program completers, 2020-21	23	20	87%	171	157	364	314	86%	168
	All program completers, 2019-20	13	11	85%	165	157	332	290	87%	169
	All program completers, 2018-19	22	20	91%	169	157	360	302	84%	169
<b>SPANISH WORLD LANGUAGE (5195)</b>  Test Company: ETS Score Range: 100-200	All enrolled students who have completed all nonclinical courses, 2020-21						4			
	Other enrolled students, 2020-21						10	6	60%	164
	All program completers, 2020-21						26	12	46%	164
	All program completers, 2019-20	1				168	24	18	75%	170
	All program completers, 2018-19						26	20	77%	176


**Single Assessment Institution-Level Pass Rate Data: Traditional Teacher Preparation Program Within IHE**

	<b>HEOA - Title II 2020 - 2021 Academic Year</b>	
	Institution Name	Slippery Rock Univ of PA
	Institution Code	2658
	State	Pennsylvania

April 4, 2022

Assessment Information <sup>1</sup>	Group	Number Taking Assessment	Number Passing Assessment	Institutional Pass Rate	Institutional Average Scaled Score	Assessment Cut Score <sup>2</sup>	Statewide			
							Number Taking Assessment	Number Passing Assessment	Statewide Pass Rate	Statewide Average Scaled Score
<b>SPEECH COMMUNICATION: CK (5221)</b>  Test Company: ETS Score Range: 100-200	All enrolled students who have completed all nonclinical courses, 2020-21						1			
	Other enrolled students, 2020-21									
	All program completers, 2020-21						5			
	All program completers, 2019-20						2			
	All program completers, 2018-19									
<b>SPEECH LANGUAGE PATHOLOGY (5331)</b>  Test Company: ETS Score Range: 100-200	All enrolled students who have completed all nonclinical courses, 2020-21									
	Other enrolled students, 2020-21						58	58	100%	182
	All program completers, 2020-21						81	80	99%	178
	All program completers, 2019-20						96	96	100%	178
	All program completers, 2018-19						119	118	99%	177
<b>TECHNOLOGY EDUCATION (5051)</b>  Test Company: ETS Score Range: 100-200	All enrolled students who have completed all nonclinical courses, 2020-21									
	Other enrolled students, 2020-21						3			
	All program completers, 2020-21						14	14	100%	180
	All program completers, 2019-20						12	12	100%	183
	All program completers, 2018-19						16	16	100%	184
<b>PAPA - MODULE 1 READING (ESP0001)</b>  Test Company: E. S. Pearson* Score Range: 100-300	All enrolled students who have completed all nonclinical courses, 2020-21						71	48	68%	215
	Other enrolled students, 2020-21	12	6	50%	209	220	307	185	60%	209
	All program completers, 2020-21	8				220	272	241	89%	229
	All program completers, 2019-20	9				220	355	317	89%	230
	All program completers, 2018-19	20	19	95%	230	220	461	420	91%	229


**Single Assessment Institution-Level Pass Rate Data: Traditional Teacher Preparation Program Within IHE**

	<b>HEOA - Title II 2020 - 2021 Academic Year</b>	
	Institution Name	Slippery Rock Univ of PA
	Institution Code	2658
	State	Pennsylvania

April 4, 2022

Assessment Information <sup>1</sup>	Group	Number Taking Assessment	Number Passing Assessment	Institutional Pass Rate	Institutional Average Scaled Score	Assessment Cut Score <sup>2</sup>	Statewide			
							Number Taking Assessment	Number Passing Assessment	Statewide Pass Rate	Statewide Average Scaled Score
<b>PAPA - MODULE 2 MATH (ESP0002)</b>  Test Company: E.S. Pearson* Score Range: 100-300	All enrolled students who have completed all nonclinical courses, 2020-21						71	55	77%	199
	Other enrolled students, 2020-21	16	10	63%	185	193	297	187	63%	197
	All program completers, 2020-21	12	10	83%	218	193	278	259	93%	222
	All program completers, 2019-20	10	10	100%	230	197	366	303	83%	220
	All program completers, 2018-19	22	20	91%	220	197	471	420	89%	226
<b>PAPA - MODULE 3 WRITING (ESP0003)</b>  Test Company: E.S. Pearson* Score Range: 100-300	All enrolled students who have completed all nonclinical courses, 2020-21	1				220	100	61	61%	211
	Other enrolled students, 2020-21	19	11	58%	201	220	407	248	61%	212
	All program completers, 2020-21	11	11	100%	235	220	386	339	88%	228
	All program completers, 2019-20	11	11	100%	232	220	401	360	90%	230
	All program completers, 2018-19	23	23	100%	234	220	479	447	93%	230
<b>PECT PREK-4 - MODULE 1 (ESP0006)</b>  Test Company: E.S. Pearson* Score Range: 100-300	All enrolled students who have completed all nonclinical courses, 2020-21	5				197	467	374	80%	217
	Other enrolled students, 2020-21	72	57	79%	215	197	633	497	79%	216
	All program completers, 2020-21	158	130	82%	219	197	2540	2259	89%	225
	All program completers, 2019-20	106	95	90%	219	197	2549	2307	91%	227
	All program completers, 2018-19	115	105	91%	220	197	2540	2322	91%	227
<b>PECT PREK-4 - MODULE 2 (ESP0007)</b>  Test Company: E.S. Pearson* Score Range: 100-300	All enrolled students who have completed all nonclinical courses, 2020-21	5				193	449	342	76%	212
	Other enrolled students, 2020-21	50	34	68%	204	193	541	400	74%	210
	All program completers, 2020-21	155	122	79%	210	193	2518	2130	85%	218
	All program completers, 2019-20	103	77	75%	215	193	2541	2221	87%	221
	All program completers, 2018-19	113	96	85%	215	193	2533	2245	89%	222


**Single Assessment Institution-Level Pass Rate Data: Traditional Teacher Preparation Program Within IHE**

	<b>HEOA - Title II 2020 - 2021 Academic Year</b>	
	Institution Name	Slippery Rock Univ of PA
	Institution Code	2658
	State	Pennsylvania

April 4, 2022

Assessment Information <sup>1</sup>	Group	Number Taking Assessment	Number Passing Assessment	Institutional Pass Rate	Institutional Average Scaled Score	Assessment Cut Score <sup>2</sup>	Statewide			
							Number Taking Assessment	Number Passing Assessment	Statewide Pass Rate	Statewide Average Scaled Score
<b>PECT PREK-4 - MODULE 3 (ESP0008)</b>  Test Company: E.S. Pearson* Score Range: 100-300	All enrolled students who have completed all nonclinical courses, 2020-21	5				193	438	292	67%	208
	Other enrolled students, 2020-21	45	34	76%	208	193	530	346	65%	206
	All program completers, 2020-21	155	108	70%	214	193	2513	1927	77%	217
	All program completers, 2019-20	103	81	79%	219	193	2539	1981	78%	218
	All program completers, 2018-19	112	78	70%	213	193	2528	1992	79%	218
<b>PECT SPEC ED 7-12 - MODULE 1 (ESP0015)</b>  Test Company: E.S. Pearson* Score Range: 100-300	All enrolled students who have completed all nonclinical courses, 2020-21						11	7	64%	232
	Other enrolled students, 2020-21						7			
	All program completers, 2020-21						47	44	94%	242
	All program completers, 2019-20						67	65	97%	249
	All program completers, 2018-19						54	53	98%	253
<b>PECT SPEC ED 7-12 - MODULE 2 (ESP0016)</b>  Test Company: E.S. Pearson* Score Range: 100-300	All enrolled students who have completed all nonclinical courses, 2020-21						11	8	73%	225
	Other enrolled students, 2020-21						7			
	All program completers, 2020-21						47	43	91%	241
	All program completers, 2019-20						67	62	93%	246
	All program completers, 2018-19						54	52	96%	248
<b>PECT SPEC ED PREK-8 - MODULE 1 (ESP0011)</b>  Test Company: E.S. Pearson* Score Range: 100-300	All enrolled students who have completed all nonclinical courses, 2020-21	1				220	187	124	66%	227
	Other enrolled students, 2020-21						111	73	66%	226
	All program completers, 2020-21	108	78	72%	229	220	1031	776	75%	233
	All program completers, 2019-20	75	54	72%	232	220	1145	918	80%	235
	All program completers, 2018-19	85	57	67%	226	220	1140	913	80%	234


**Single Assessment Institution-Level Pass Rate Data: Traditional Teacher Preparation Program Within IHE**

	<b>HEOA - Title II 2020 - 2021 Academic Year</b>	
	Institution Name	Slippery Rock Univ of PA
	Institution Code	2658
	State	Pennsylvania

April 4, 2022

Assessment Information <sup>1</sup>	Group	Number Taking Assessment	Number Passing Assessment	Institutional Pass Rate	Institutional Average Scaled Score	Assessment Cut Score <sup>2</sup>	Statewide			
							Number Taking Assessment	Number Passing Assessment	Statewide Pass Rate	Statewide Average Scaled Score
<b>PECT SPEC ED PREK-8 - MODULE 2 (ESP0012)</b>  Test Company: E. S. Pearson* Score Range: 100-300	All enrolled students who have completed all nonclinical courses, 2020-21	1				220	180	117	65%	222
	Other enrolled students, 2020-21						98	65	66%	224
	All program completers, 2020-21	106	76	72%	228	220	1016	760	75%	231
	All program completers, 2019-20	74	47	64%	226	220	1132	878	78%	233
	All program completers, 2018-19	83	52	63%	228	220	1136	897	79%	234
<b>MATHEMATICS (ABC0005)</b>  Test Company: ABCTE* Score Range: 0-500	All enrolled students who have completed all nonclinical courses, 2020-21									
	Other enrolled students, 2020-21						1			
	All program completers, 2020-21									
	All program completers, 2019-20									
	All program completers, 2018-19						1			
<b>PROFESSIONAL TEACHING KNOWLEDGE (ABC0008)</b>  Test Company: ABCTE* Score Range: 0-500	All enrolled students who have completed all nonclinical courses, 2020-21									
	Other enrolled students, 2020-21						1			
	All program completers, 2020-21									
	All program completers, 2019-20									
	All program completers, 2018-19						1			
<b>OPI ARABIC (ACT1001)</b>  Test Company: ACTFL* Score Range: 1-10	All enrolled students who have completed all nonclinical courses, 2020-21									
	Other enrolled students, 2020-21						1			
	All program completers, 2020-21									
	All program completers, 2019-20									
	All program completers, 2018-19									

**Single Assessment Institution-Level Pass Rate Data: Traditional Teacher Preparation Program Within IHE**


	<b>HEOA - Title II 2020 - 2021 Academic Year</b>	
	Institution Name	Slippery Rock Univ of PA
	Institution Code	2658
	State	Pennsylvania

April 4, 2022

Assessment Information <sup>1</sup>	Group	Number Taking Assessment	Number Passing Assessment	Institutional Pass Rate	Institutional Average Scaled Score	Assessment Cut Score <sup>2</sup>	Statewide			
							Number Taking Assessment	Number Passing Assessment	Statewide Pass Rate	Statewide Average Scaled Score
<b>OPI FRENCH (ACT1006)</b>  Test Company: ACTFL* Score Range: 1-10	All enrolled students who have completed all nonclinical courses, 2020-21									
	Other enrolled students, 2020-21									
	All program completers, 2020-21						1			
	All program completers, 2019-20									
	All program completers, 2018-19									
<b>OPI GERMAN (ACT1007)</b>  Test Company: ACTFL* Score Range: 1-10	All enrolled students who have completed all nonclinical courses, 2020-21									
	Other enrolled students, 2020-21									
	All program completers, 2020-21						3			
	All program completers, 2019-20						1			
	All program completers, 2018-19									
<b>OPI RUSSIAN (ACT1017)</b>  Test Company: ACTFL* Score Range: 1-10	All enrolled students who have completed all nonclinical courses, 2020-21									
	Other enrolled students, 2020-21						2			
	All program completers, 2020-21						1			
	All program completers, 2019-20									
	All program completers, 2018-19									
<b>OPI SPANISH (ACT1018)</b>  Test Company: ACTFL* Score Range: 1-10	All enrolled students who have completed all nonclinical courses, 2020-21						7			
	Other enrolled students, 2020-21						11	10	91%	7
	All program completers, 2020-21						11	11	100%	7
	All program completers, 2019-20						2			
	All program completers, 2018-19						1			




**Single Assessment Institution-Level Pass Rate Data: Traditional Teacher Preparation Program Within IHE**

	<b>HEOA - Title II 2020 - 2021 Academic Year</b>	
	Institution Name	Slippery Rock Univ of PA
	Institution Code	2658
	State	Pennsylvania

April 4, 2022

Assessment Information <sup>1</sup>	Group	Number Taking Assessment	Number Passing Assessment	Institutional Pass Rate	Institutional Average Scaled Score	Assessment Cut Score <sup>2</sup>	Statewide			
							Number Taking Assessment	Number Passing Assessment	Statewide Pass Rate	Statewide Average Scaled Score
<b>OPIC ENGLISH (ACT3001)</b>  Test Company: ACTFL* Score Range: 1-10	All enrolled students who have completed all nonclinical courses, 2020-21									
	Other enrolled students, 2020-21						9			
	All program completers, 2020-21									
	All program completers, 2019-20									
	All program completers, 2018-19									
<b>OPIC SPANISH (ACT3002)</b>  Test Company: ACTFL* Score Range: 1-10	All enrolled students who have completed all nonclinical courses, 2020-21									
	Other enrolled students, 2020-21						2			
	All program completers, 2020-21									
	All program completers, 2019-20									
	All program completers, 2018-19									
<b>WPT FRENCH (ACT2005)</b>  Test Company: ACTFL* Score Range: 1-10	All enrolled students who have completed all nonclinical courses, 2020-21						2			
	Other enrolled students, 2020-21						1			
	All program completers, 2020-21						1			
	All program completers, 2019-20						2			
	All program completers, 2018-19	1					6	9		
<b>WPT GERMAN (ACT2006)</b>  Test Company: ACTFL* Score Range: 1-10	All enrolled students who have completed all nonclinical courses, 2020-21									
	Other enrolled students, 2020-21						1			
	All program completers, 2020-21						2			
	All program completers, 2019-20						4			
	All program completers, 2018-19						2			

**Single Assessment Institution-Level Pass Rate Data: Traditional Teacher Preparation Program Within IHE**

	<b>HEOA - Title II 2020 - 2021 Academic Year</b>	
	Institution Name	Slippery Rock Univ of PA
	Institution Code	2658
	State	Pennsylvania

April 4, 2022

Assessment Information <sup>1</sup>	Group	Number Taking Assessment	Number Passing Assessment	Institutional Pass Rate	Institutional Average Scaled Score	Assessment Cut Score <sup>2</sup>	Statewide			
							Number Taking Assessment	Number Passing Assessment	Statewide Pass Rate	Statewide Average Scaled Score
<b>WPT RUSSIAN (ACT2014)</b>  Test Company: ACTFL* Score Range: 1-10	All enrolled students who have completed all nonclinical courses, 2020-21									
	Other enrolled students, 2020-21									
	All program completers, 2020-21						1			
	All program completers, 2019-20									
	All program completers, 2018-19									
<b>WPT SPANISH (ACT2015)</b>  Test Company: ACTFL* Score Range: 1-10	All enrolled students who have completed all nonclinical courses, 2020-21						6			
	Other enrolled students, 2020-21						11	10	91%	6
	All program completers, 2020-21						13	13	100%	7
	All program completers, 2019-20	1				6	17	16	94%	6
	All program completers, 2018-19						23	23	100%	7

Note: In cases where there are less than ten students taking the assessment or license/certificate, the number passing and pass rate are not reported.

<sup>1</sup>Tests with multiple delivery options (computer, paper, etc.) will be noted with the assessment code for one format only.

<sup>2</sup>Cut scores may vary for groups depending upon when the cut scores are established by the state and when each group completed their teacher certification or licensure assessment.

\*Questions regarding tests listed by this testing company must be addressed to your state Title II Coordinator.