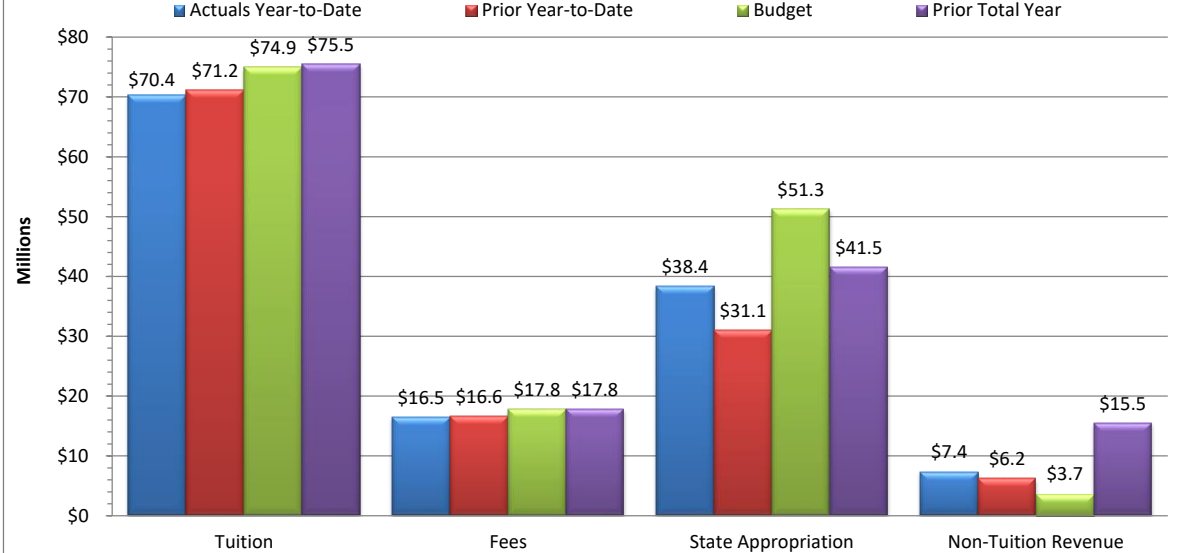


Slippery Rock University
Monthly Financial Report
Fiscal Year 2022/23 Through March 31, 2023

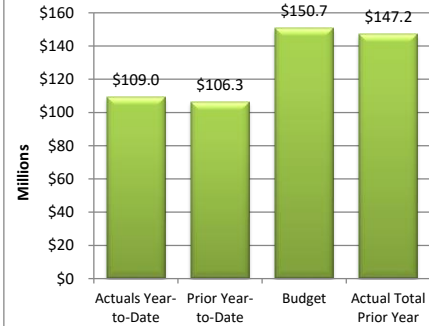
Total E&G
Summary Revenue & Expenses

	Budget 2022/23	Actual Year-to-Date 2022/23	YTD % of Total Budget Recognized
Revenue:			
Tuition	\$74,946,589	\$70,353,902	93.9%
Fees	\$17,810,679	\$16,465,341	92.4%
State Appropriation	\$51,256,983	\$38,403,207	74.9%
Non-Tuition Revenue	\$3,705,419	\$7,403,618 ¹⁾	199.8%
Total Revenue	\$147,719,670	\$132,626,068	89.8%
Expenses & Transfers:			
Personnel Related	\$112,882,823	\$82,469,449	73.1%
Non-Personnel Related:			
Travel	\$978,657	\$1,175,347	120.1%
Utilities	\$3,451,158	\$2,257,405	65.4%
Other Non-Personnel Expenses	\$29,185,591	\$22,341,024	76.5%
Debt Principal	\$1,661,312	\$0	0.0%
Transfer to Plant	\$2,500,000	\$774,022	31.0%
Total Expenses & Transfers	\$150,659,541	\$109,017,247	72.4%
Net Surplus/(Deficit)	(\$2,939,871)	\$23,608,821	
Strategic use of Reserves	\$3,013,823		
Net Surplus/(Deficit)/Use of Reserves	\$73,951		

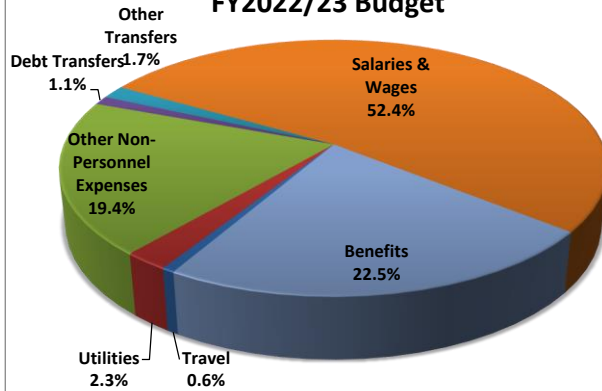
E&G Revenue (Millions)



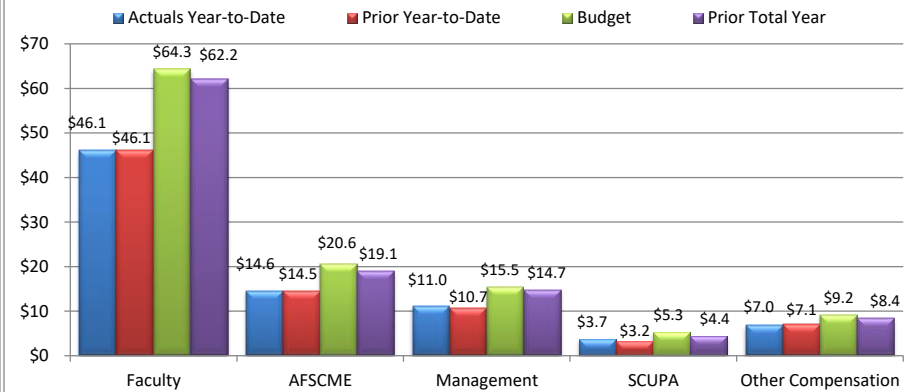
Total E&G Expenses (Millions)



**E&G Expenses by Category
FY2022/23 Budget**



E&G Personnel Expenses (Millions)



Notes:

1) \$12.4M of additional CSFRF funding was allocated to SRU. Subsequent guidance has directed the deferral of this revenue and only to be recognized as used for qualified expenses. As of March 2023, \$2.6M of CSFRF funding has been recognized for Fall 2022 and Spring 2023 student aid for those students with EFC <\$10,000. Recognition of student aid will continue through December 2026.

As of March 31, 2023, 75.0% of the fiscal year has passed and 25.0% remains. Note that revenue and several expense categories are not recognized evenly throughout the year.

Revenue:

Tuition and fee revenue are as of March 31, 2023 and includes deferred tuition and fee revenue from Summer 2022, Fall 2022, Winter 2022, Spring 2023, and the current year portion of Summer 2023. Note that total revenue will be recognized throughout the fiscal year, to June 30, 2023.

Non-tuition revenue consists of interest income, rental of facilities, cell tower reimbursement, ID card fee, transcript fee, ticket sales, parking decals & tickets, and Pepsi funding.

Expenses:

Personnel costs are not incurred evenly throughout the year, but rather follow the established pay schedules.

Other Non-personnel expenses include such costs as equipment and furnishings, scholarships, library costs, contracted services, advertising, software license fees, supplies, bad debt, etc.