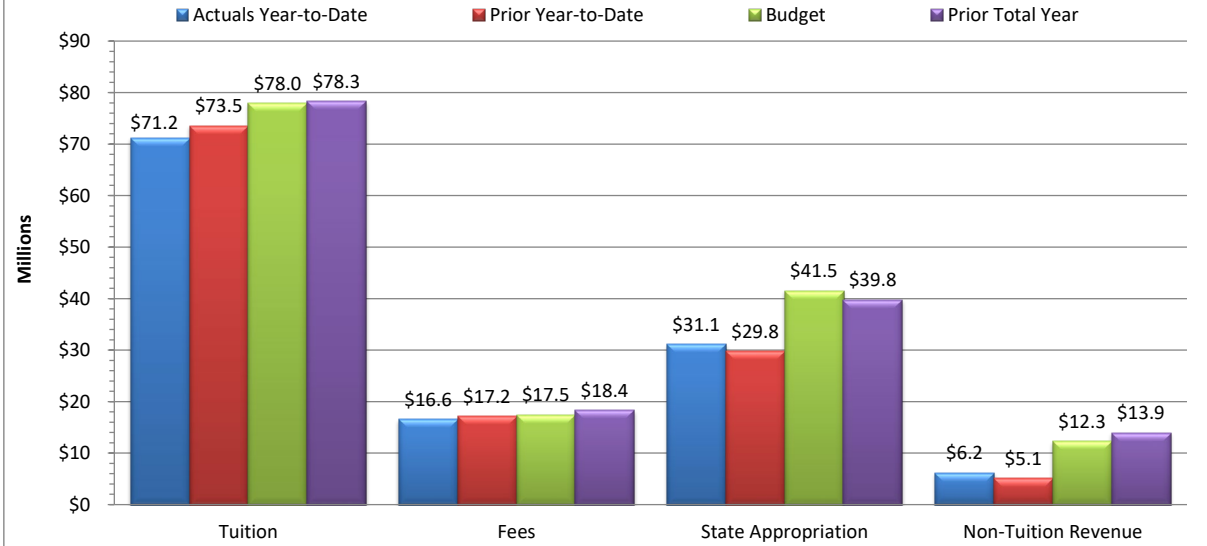


**Slippery Rock University**  
**Fiscal Year 2021/22 Through March 31, 2022**

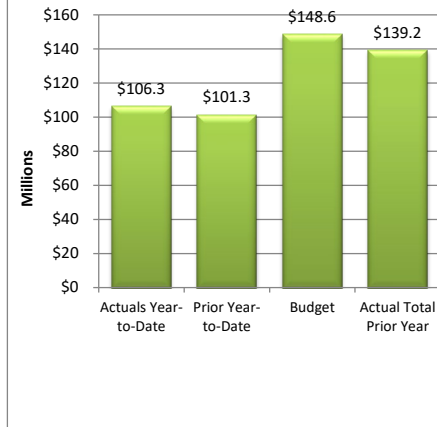
**Total E&G**  
**Summary Revenue & Expenses**

	Budget 2021/22	Actual Year-to-Date 2021/22	YTD % of Total Budget Recognized
<b>Revenue:</b>			
Tuition	\$77,973,605	\$71,214,938	91.3%
Fees	\$17,481,141	\$16,623,031	95.1%
State Appropriation	\$41,536,545	\$31,112,874	74.9%
Non-Tuition Revenue	\$12,338,304	\$6,215,270	50.4%
<b>Total Revenue</b>	<b>\$149,329,595</b>	<b>\$125,166,113</b>	<b>83.8%</b>
<b>Expenses &amp; Transfers:</b>			
Personnel Related	\$112,447,990	\$81,722,218	72.7%
<b>Non-Personnel Costs:</b>			
Travel	\$1,485,932	\$458,883	30.9%
Utilities	\$2,472,778	\$2,149,393	86.9%
Other Non-Personnel Expenses	\$25,936,725	\$21,475,570	82.8%
Mandatory Transfers (Debt)	\$1,657,256	\$0	0.0%
Non-Mandatory Transfers	\$4,552,566	\$456,423	10.0%
<b>Total Expenses &amp; Transfers</b>	<b>\$148,553,247</b>	<b>\$106,262,487</b>	<b>71.5%</b>
<b>Net Surplus/(Deficit/Use of Reserves)</b>	<b>\$776,348</b>	<b>\$18,903,626</b>	

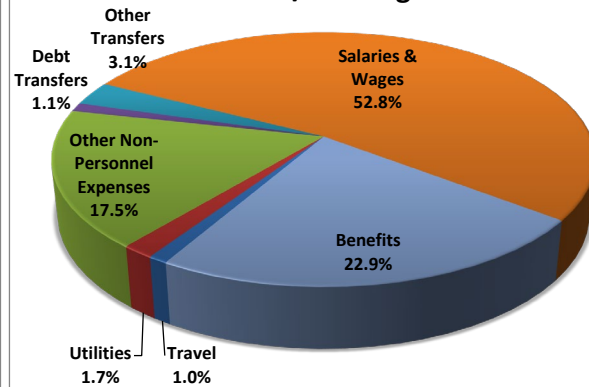
**E&G Revenue (Millions)**



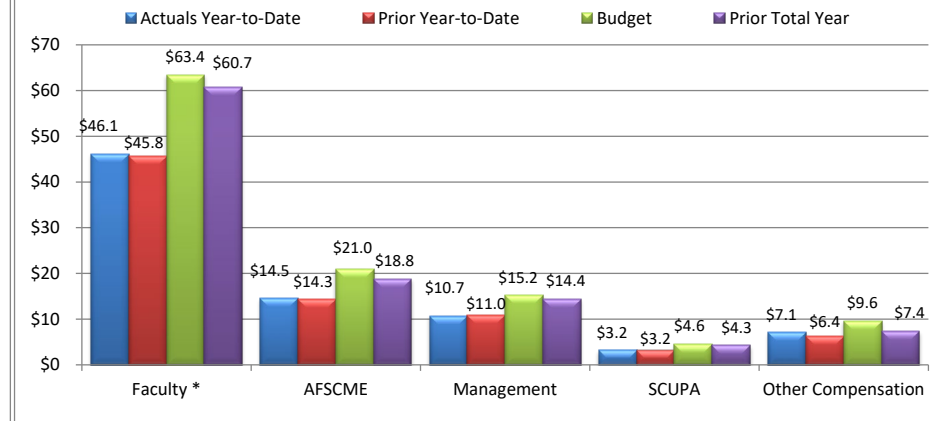
**Total E&G Expenses (Millions)**



**E&G Expenses by Category  
FY2021/22 Budget**



**E&G Personnel Expenses (Millions)**



**Notes:**

As of March 31, 2022, 75.0% of the fiscal year has passed and 25.0% remains. Note that revenue and several expense categories are not recognized evenly throughout the year.

**Revenue:**

Tuition and fee revenue are as of March 31, 2022 which includes Fall 2021, deferred revenue from Summer 2021, Winter 2021 and Spring 2022. Note that total revenue will be recognized throughout the fiscal year, to June 30, 2022.

Non-tuition revenue consists of interest income, rental of facilities, cell tower reimbursement, ID card fee, transcript fee, ticket sales, parking decals & tickets, Pepsi funding.

**Expenses:**

Personnel costs are not incurred evenly throughout the year, but rather follow the established pay schedules.

Other Non-personnel expenses include such costs as equipment and furnishings, scholarships, library costs, contracted services, advertising, software license fees, supplies, bad debt, etc.

\* Excluding accruals resulting from timing differences, actual faculty payroll through March 31, 2022 is \$1,971,641 higher than last year, including a 2.0% general pay increase starting the Fall 2021 semester.